

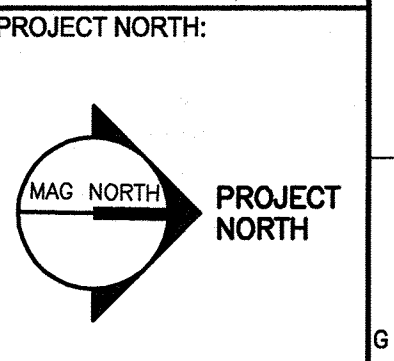


**NOTE:**

- 1. SEE SHEET E-001 FOR LEGEND AND GENERAL NOTES.

**KEYED NOTES:**

- ① INSTALLED ON SIDE OF HEADWALL UNIT.
- ② DEVICE TO BE RELOCATED.
- ③ TEMPORARILY SUPPORT DEVICE DURING CEILING DEMOLITION AND RE-INSTALL IN NEW CEILING.
- ④ RELOCATE HEADWALL LIGHT FIXTURE. CONNECT TO EXISTING CIRCUIT AND SWITCHING. SWITCH S<sub>b</sub> CONTROLS THE UPLIGHT, PULL CHAIN CONTROLS THE DOWNLIGHT.

144 Free Street, P.O. Box 618  
Portland, Maine 04104  
Tel: (207) 772-2846  
Fax: (207) 772-1070  
www.smrtinc.com



**MERCY HOSPITAL  
4N TYLER SUITE RENOVATIONS**  
STATE STREET - PORTLAND, MAINE

**ISSUED FOR CONSTRUCTION  
8-27-14**

CURRENT ISSUE STATUS:

**D1 POWER AND SYSTEMS DEMOLITION PLAN**

**D6 LIGHTING DEMOLITION PLAN**

1/4"=1'-0"

1/4"=1'-0"

REV	DESCRIPTION	DATE
0	ISSUED FOR CONSTRUCTION	8-27-14

GRAPHIC SCALE:  
0 1'

SCALE: 1/4"=1'-0"  
PROJECT MANAGER: KD  
JC/DRAWN BY: MDR / CDS  
A/E OF RECORD: JPP  
PROJECT NO: 14108  
SMRT FILE: ED101-14108  
DATE: 8-17-14

SHEET TITLE:  
**ELECTRICAL  
DEMOLITION  
PLANS**

SHEET No.  
**ED101**