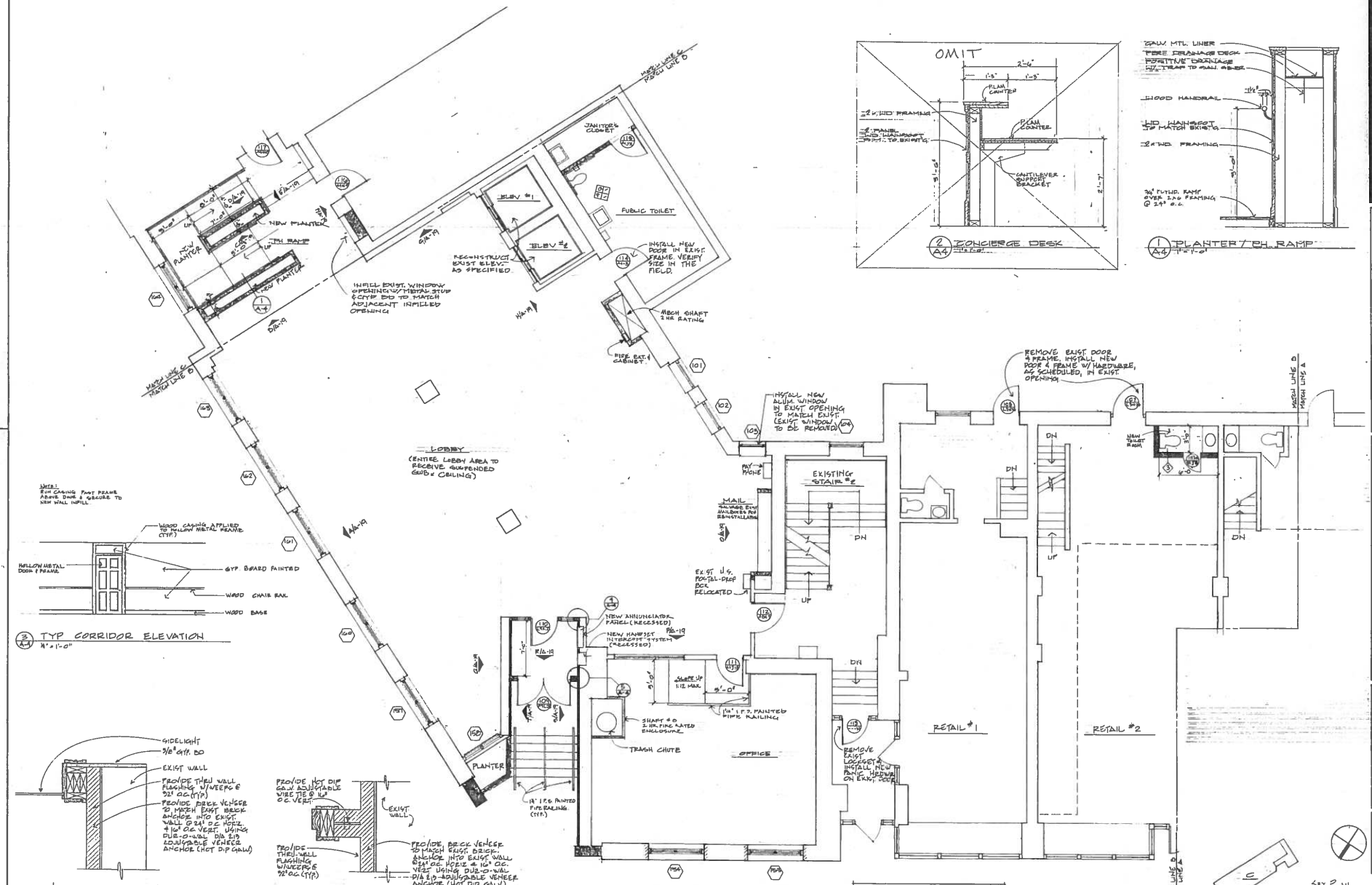

FIRST FLOOR PLAN - PART B

SCALE: 1/4" = 1'-0"

CHL Cecil Hyde & Larson Architects
Design consultants

217 Liberty Street
Warren, Pa. 16365
814-723-1322
FAX 814-723-6110

project: LAFAYETTE APARTMENTS
638 CONGRESS STREET
PORTLAND ME 04101

title: FIRST FLOOR PLAN (PART B)

date	revision

date	proj. no.
APR. 95	9341
drawn by	sheet
GPC TJG	A-4

LICENSED ARCHITECT
No. 1903
STATE OF MAINE

KEY NOTES (ALL FLOORS)

1. One-hour fire rated wall: (1) layer 5/8" F.R. Gyp. Bd. on each side of 3 5/8" metal stud @ 16" o.c., (provide resilient channel one side with sound attenuation blankets @ unit separation walls only).
2. Acoustical wall: 3 5/8" metal stud wall with resilient channel on one side with sound attenuation blankets and 5/8" GWBx both sides.
3. 3 5/8" metal stud with 5/8" GWBx both sides.
4. Existing exterior wall with Z-furring, 2" rigid insulation and 5/8" GWBx.
5. Masonry wall construction.
6. Two hour fire rated wall: 3 5/8" metal stud @ 16" o.c. with (2) layers 5/8" F.R. Gyp. Bd. on each side. (Provide resilient channel on one side with sound attenuation blankets @ unit separation walls only).

GENERAL NOTES (ALL FLOORS)

1. Information shown pertaining to existing conditions is based upon visual inspection and existing construction documents used by the Architect. Any discrepancies discovered by others shall be brought to the attention of the Architect.
2. General Contractor shall check and verify all existing conditions and dimensions at the site.
3. [illegible]
4. All rated walls shall extend up to the underside of floor or roof deck above, unless otherwise noted.
5. Verify sizes and locations of all louvers, openings and concrete pads required by mechanical and electrical equipment.
6. All openings around pipes, ductwork, etc. that penetrate walls or floors shall be sealed. All work and sealant material shall be approved by the Architect.
7. Adequate emergency exits must be maintained throughout construction.
8. Equipment and furnishings suppliers shall field verify all dimensions for new items before fabrication and installation.
9. General Contractor to install wood or metal blocking as required for installation of casework, millwork and accessory items.
10. General Contractor shall coordinate work with all other trades.
11. All metal studs shall be 3 5/8" unless otherwise noted or detailed.
12. Align shafts as closely as possible floor to floor; coordinate with mechanical contractor.
13. All shafts to be 2 hour fire rated with 2 layers of 5/8" GWBx at all surfaces continuous to roof deck with fire rated caulk at all joints.
14. Prior to infill of exterior masonry, contractor shall submit samples of brick and mortar to Architect for approval. A sample panel within an existing wall may be necessary for Historic approval.
15. Signage shall be required at the handicap entrance to the building, at all apartment unit entry doors, public toilet, all trash rooms, all electrical rooms, all mechanical rooms and the managers office.

    Signage shall comply with the Americans with Disabilities Act for character proportion, character height, raised and braille requirements, finish and contrast, and mounting location and height. Samples will be required for approval by the Architect.
16. Renovation of the retail spaces will entail the following:
    A. Remove all nonloadbearing intermediate separation walls and structurally unsound balconies.
    B. Remove all paneling or other applied materials from the walls to remain.
    C. Remove flooring as necessary to get down to a hard surface to accept new flooring at a later date.
    D. Remove all suspended ceiling systems and associated equipment.
    E. Prime all walls with one coat of primer.
    F. Provide all of the architectural, mechanical, electrical and plumbing modifications as shown on drawings.
17. ALL DIMENSIONS ARE TO FACE OF FINISH UNLESS OTHERWISE NOTED
18. AT EXIST. WALLS SCHEDULED TO REMAIN, CONTRACTOR SHALL PATCH, PREPARE AND PROVIDE FOR INSTALLATION OF NEW FINISH AS SCHEDULED.

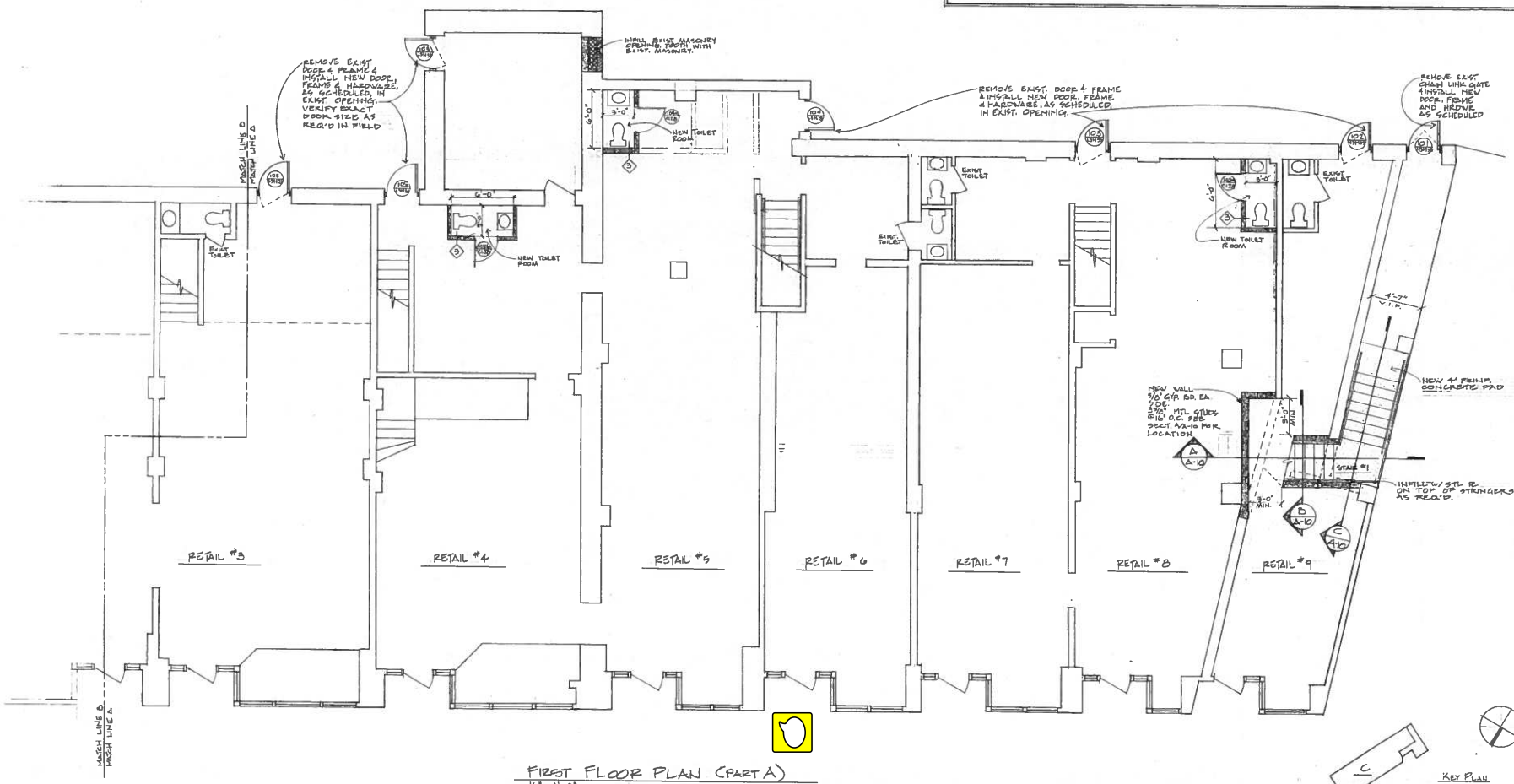

FIRST FLOOR PLAN (PART A)
1/4" = 1'-0"

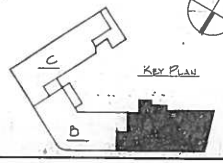

KEY PLAN

CHL Great Hale & Larson Architects
A Professional Corporation
217 Liberty Street
Warren, Pa. 16365
814-723-1322
FAX 814-723-8110

project
LAFAYETTE APARTMENTS
630 CONGRESS STREET
PORTLAND ME 04101

title
FIRST FLOOR PLAN (PART A)

date	revision

date	proj. no.
APR 95	9341
drawn by	sheet
TJG	A-2

LICENSED ARCHITECT STATE OF MAINE