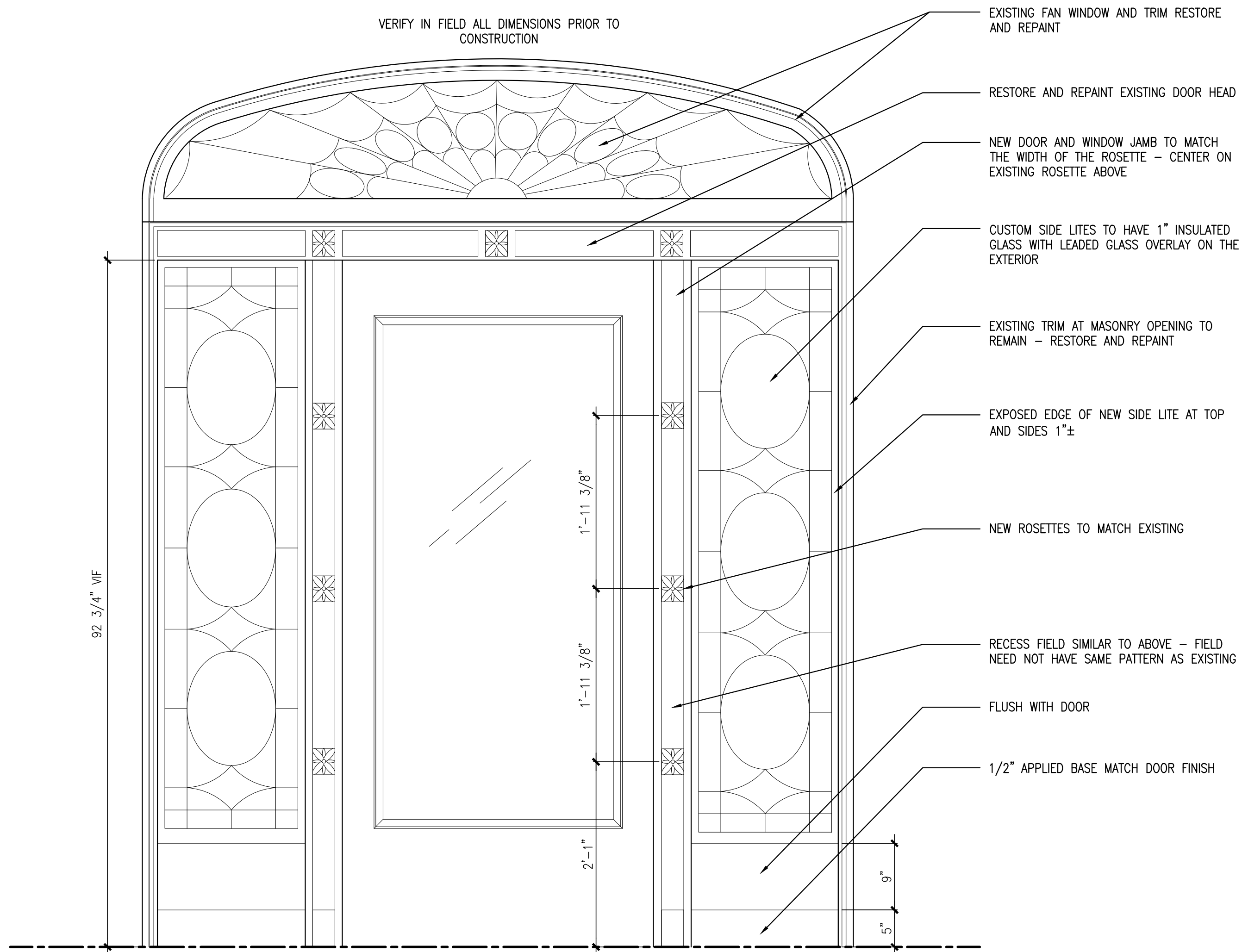


VERIFY IN FIELD ALL DIMENSIONS PRIOR TO CONSTRUCTION

5 HIGH ST. EXTERIOR DOOR PLAN SECTION

REFERENCED FROM:



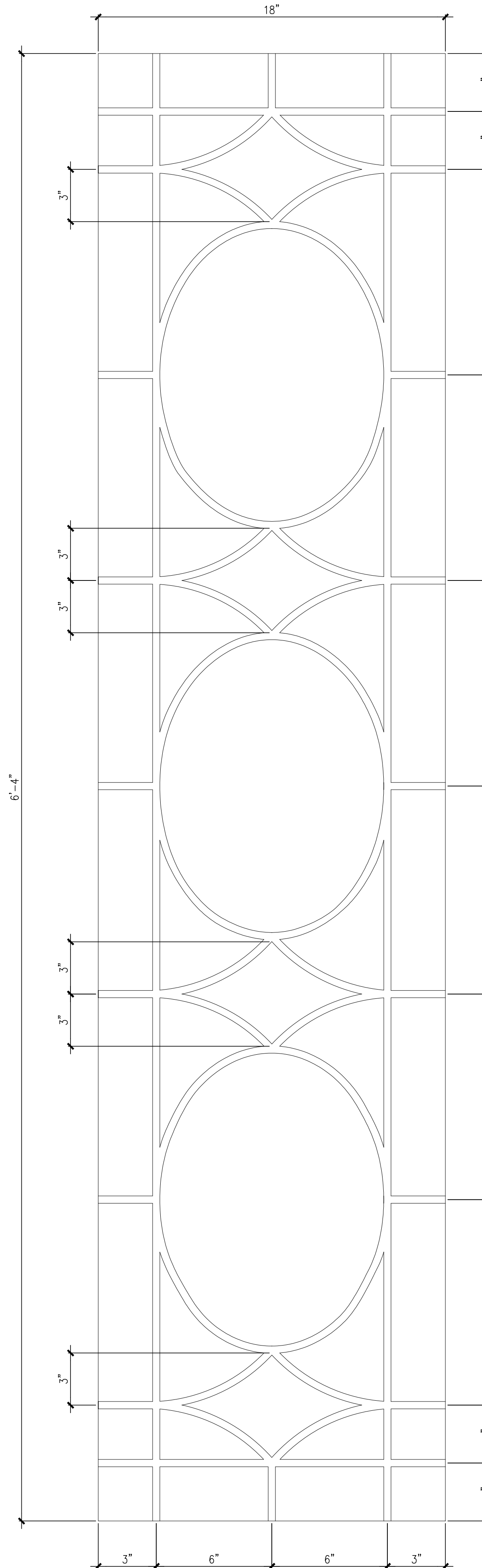
VERIFY IN FIELD ALL DIMENSIONS PRIOR TO CONSTRUCTION

5 HIGH ST. EXTERIOR DOOR ELEVATIONS

REFERENCED FROM:

SCALE: 1" = 1'-0"

ALL DIMENSION ARE APPROXIMATE
VERIFY IN FIELD ALL DIMENSIONS PRIOR TO
CONSTRUCTION



5 LEADED GLASS SIDE LITE DETAIL

REFERENCED FROM:

SCALE: 3/8" = 1'-0"




CWS Architects

Architecture
Space Planning
Value Design

434 Cumberland Avenue
Portland, ME 04101
Phone: (207)774-4441
Fax: (207)774-4016

www.CWSarch.com



Owner:

**Children's
Hospital Housing
Partners, LP**

309 Cumberland Ave.
Suite 203
Portland, Maine 04101

CONSTRUCTION MANAGER:

**WRIGHT-RYAN
CONSTRUCTION**

10 DANFORTH STREET
PORTLAND, ME 04101
TEL: (207) 773-3625

**ELM
TERRACE**

68 HIGH STREET
PORTLAND, MAINE

Project No: 09428

Drawing Title:

**DOOR & FRAME
ELEVATIONS &
DETAILS**

Scale: AS NOTED

Date: ISSUED SEPTEMBER 8, 2011

Revisions:

- △ MAINE HOUSING CONCEPT SUBMISSION 02-01-2011
- △ HISTORIC PRESERVATION SUBMISSION 03-23-2011
- △ 50% MAINEHOUSING REVIEW 04-01-2011
- △ 90% MAINEHOUSING REVIEW 06-03-2011
- △ NPS SUBMISSION 07-01-2011
- △ ISSUED SEPTEMBER 8, 2011

Drawing Number:

A8.11