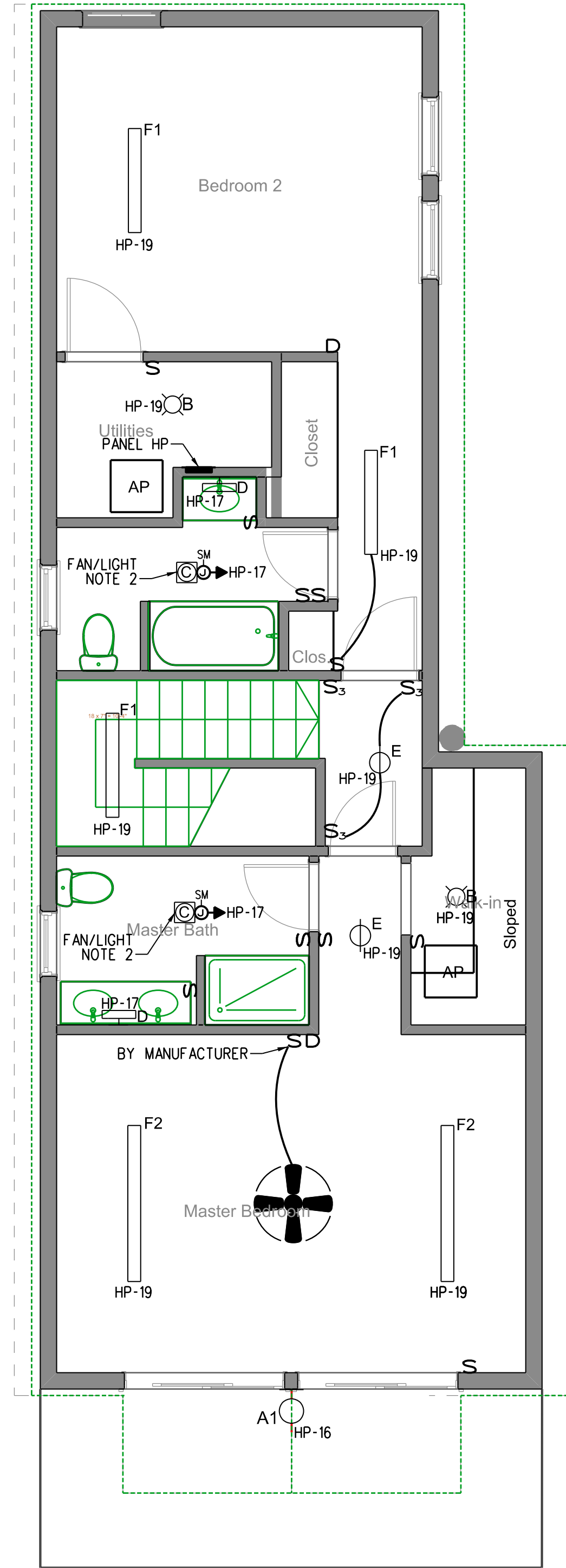


NOTES
 1. CONNECT FIRESTAT ABOVE BOILER TO SHUT OFF BURNER.
 2. SEE GENERAL AND FAS UNIT NOTES ON SHEET E1.

SECOND FLOOR POWER PLAN
 SCALE: 1/4"=1'-0"



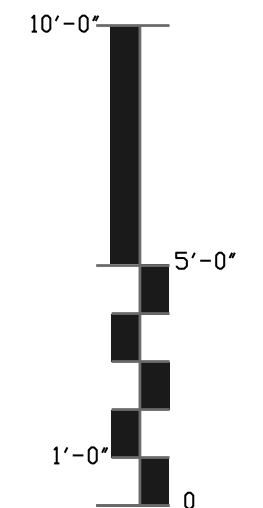
SECOND FLOOR LIGHTING PLAN
 SCALE: 1/4"=1'-0"

Symbol List

- A1 Surface mounted exterior wall fixture
- A2 Surface mtd. exterior ceiling fixture
- B Surface mtd. fluorescent fixture
- C Combination exhaust fan/light fixture. WhisperGreen-Lite Model No. FV-08VKL1 or approved equal.
- D Wall mounted bathroom fixture (above vanity)
- E Surface mounted decorative fixture
- F1 4 foot track w/ min. 3 heads
- F2 6 foot track w/ min. 4 heads
- (Pendant) ceiling mtd. fan
- AP 2' X 2' access panel

1. Owner to purchase all light fixture except bathroom fan/light- all fixtures to be installed by contractor. Provide 4 wire cable with ground. Coordinate work with the owner.

2. Bath exhaust fans shall be wired to run at low speed all the time. Dual switching shall adjust fan to full speed and the second switch shall operate the light.




227 York Street
 Residence - Portland, Maine

Architect:
Reiter Architecture & Design
 PO Box 275 -- Brooklin, ME 04616
 Tel. 207.359.2300

Structural & Civil Engineer:
Casco Bay Engineering
 424 Fore Street -- Portland, ME 04101
 Tel. 207.842.2800

Mechanical & Electrical Engineer:
Bennett Engineering
 PO Box 297 -- Freeport, ME 04032
 Tel. 207.865.9475

Drwg Date / Issued by / Drwg Issue	5/10/13	BEI	For Bldg Dept Review & Bidding Only, Not For Construction



Drawing Title
SECOND FLOOR ELECTRICAL PLAN

Drawing Number
E2