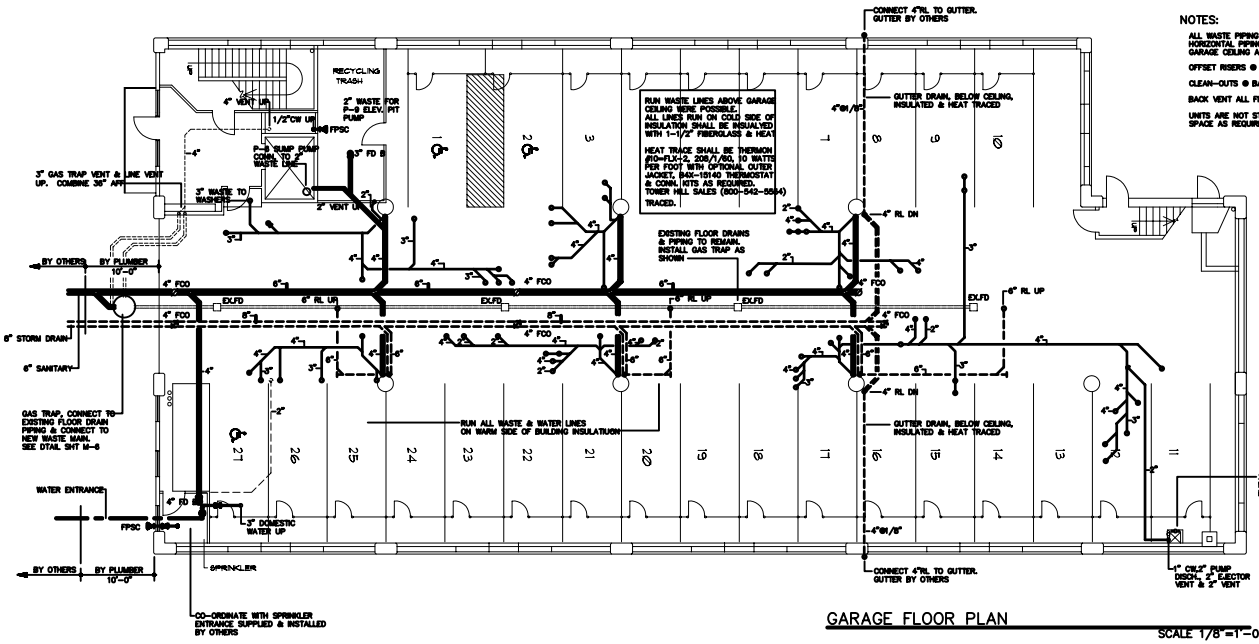

GARAGE FLOOR PLAN

SCALE 1/8"=1'-0"

NOTES:

ALL WASTE PIPING INSIDE BUILDING INSULATION. HORIZONTAL PIPING INSIDE SPACE BETWEEN GARAGE CEILING AND SECOND FLOOR.

OFFSET RISERS @ FLAIR IN COLUMNS-TYPICAL.

CLEAN-OUTS @ BASE OF ALL STACKS.

BACK VENT ALL FIXTURES PER CODE.

UNITS ARE NOT STACKED. OFFSET @ JOIST SPACE AS REQUIRED.

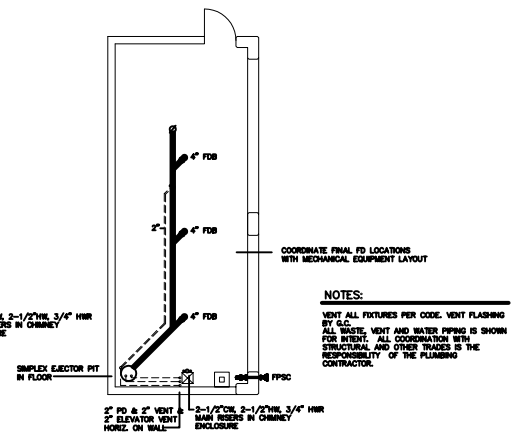

NOTES:

VENT ALL FIXTURES PER CODE. VENT FLASHING BY G.C.
ALL WASTE, VENT AND WATER PIPING IS SHOWN FOR INTENT. ALL COORDINATION WITH STRUCTURAL AND OTHER TRADES IS THE RESPONSIBILITY OF THE PLUMBING CONTRACTOR.

BASEMENT PLAN

SCALE 1/8"=1'-0"

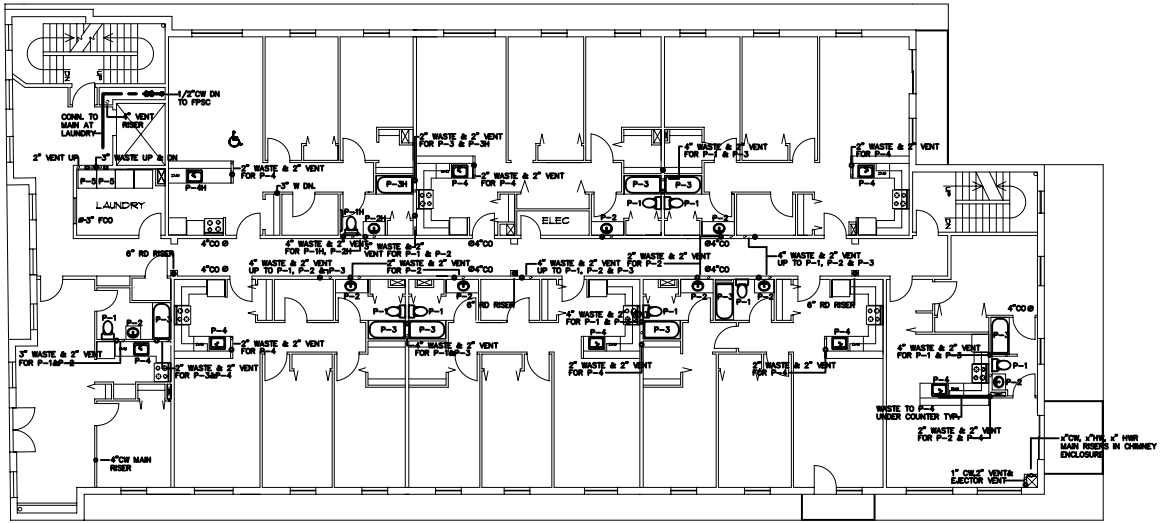

SECOND FLOOR PLAN

SCALE 1/8"=1'-0"

PLUMBING SYMBOLS LEGEND

- SOIL OR WASTE ABOVE FLOOR
- SOIL OR WASTE BELOW FLOOR
- ROOF DRAIN ABOVE FLOOR
- ROOF DRAIN BELOW FLOOR
- VENT ABOVE FLOOR
- VENT BELOW FLOOR
- COLD WATER
- HOT WATER
- HOT WATER RECIRCULATION
- T — TEMPERED HOT WATER
- T — TEMPERED HOT WATER RECIRCULATION
- GATE VALVE
- CHECK VALVE
- GLOBE VALVE
- BACKWATER VALVE
- G — GAS PIPING
- A — AIR PIPING
- CLEAN-OUT END OF MAIN
- CLEAN-OUT FLUSH WITH FLOOR
- ANTI-SIPHON TRAP
- FD — FLOOR DRAIN
- RD — ROOF DRAIN
- S — SPRINKLER

JOHNSON & JORDAN
MECHANICAL CONTRACTORS
19 PLASSEY ROAD
SCARBOROUGH, MAINE 04074
TEL. (207) 883-8345 FAX (207) 883-8619

BID DOCUMENTS
5/23/03

PLUMBING PLANS & DETAILS

XXX	XXX
1/8"=1'-0"	
5/23/03	
02296	

CASCO TERRACE
41 STATE STREET, PORTLAND, MAINE

M-4
OF 7

06/04/2008 09:02:26 AM