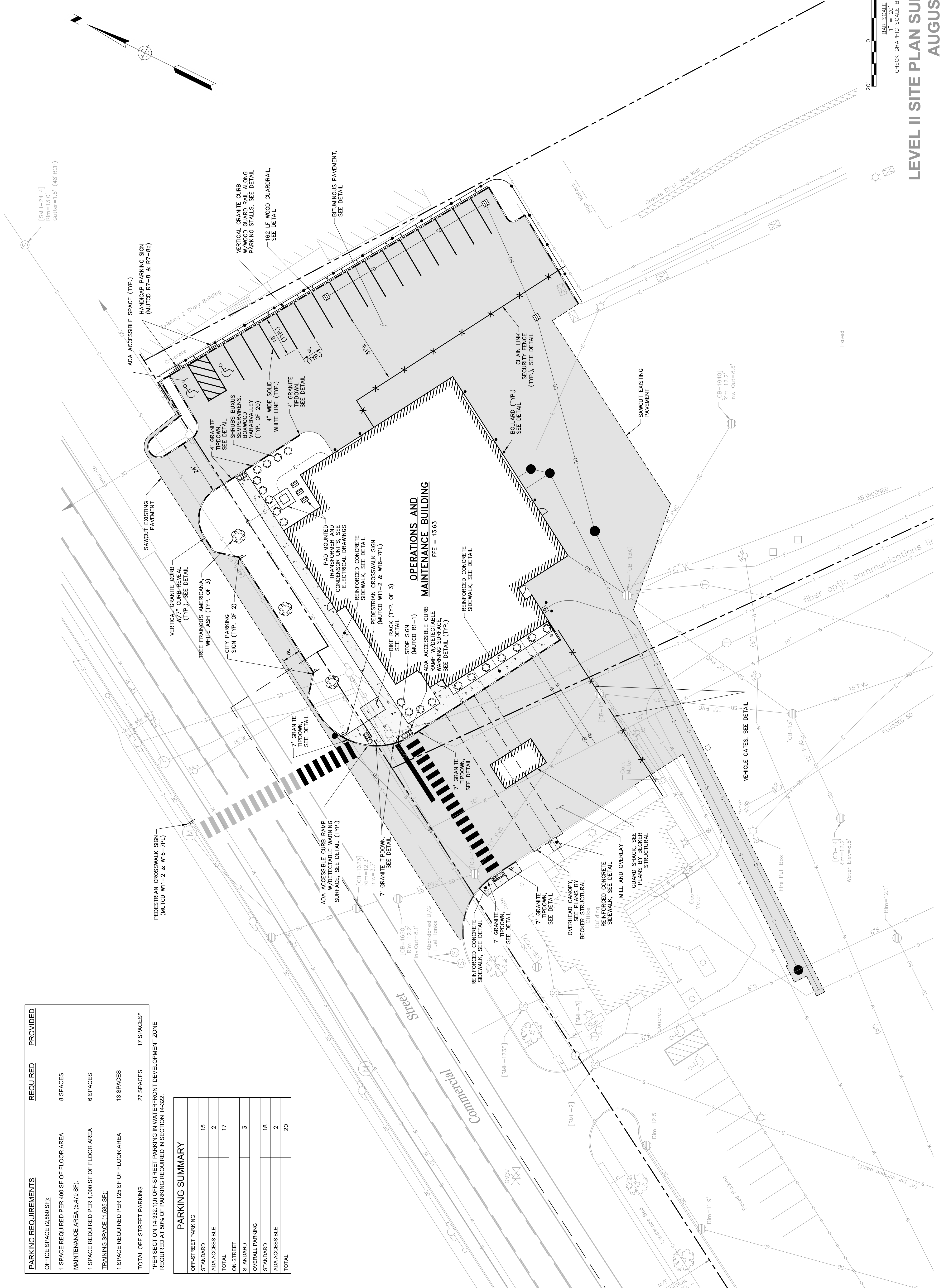
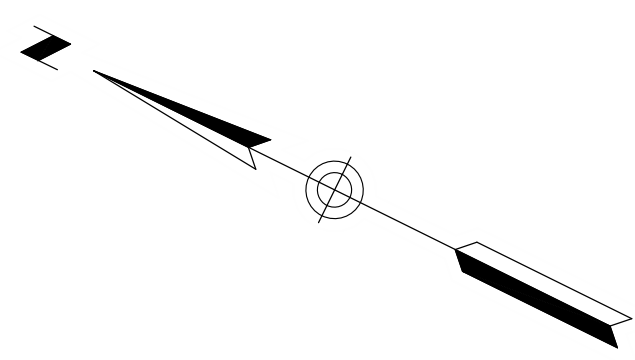


PARKING REQUIREMENTS	REQUIRED	PROVIDED
OFFICE SPACE (2,880 SF):		
1 SPACE REQUIRED PER 400 SF OF FLOOR AREA	8 SPACES	
MAINTENANCE AREA (6,470 SF):		
1 SPACE REQUIRED PER 1,000 SF OF FLOOR AREA	6 SPACES	
TRAINING SPACE (1,585 SF):		
1 SPACE REQUIRED PER 125 SF OF FLOOR AREA	13 SPACES	
TOTAL OFF-STREET PARKING	27 SPACES	17 SPACES*
*PER SECTION 14-332.(J) OFF-STREET PARKING IN WATERFRONT DEVELOPMENT ZONE REQUIRED AT 50% OF PARKING REQUIRED IN SECTION 14-322.		

PARKING SUMMARY	
OFF-STREET PARKING	15
STANDARD	2
ADA ACCESSIBLE	17
TOTAL	3
OVERALL PARKING	18
STANDARD	2
ADA ACCESSIBLE	20
TOTAL	



[SMH-2414]  
Rim=13.0'  
Cutter=1.6' (48"RCF)



CHECK GRAPHIC SCALE BEFORE USING

LEVEL II SITE PLAN SUBMITTAL  
AUGUST 9, 2017

SHEET NUMBER

C-04


OF

PORTLAND INTERNATIONAL MARINE TERMINAL  
MAINTENANCE & OPERATIONS BUILDING  
CUMBERLAND COUNTY  
PORTLAND

SITE PLAN

PROJ. MANAGER	JOEL KITTEDGE	BY	DATE
DESIGN-DETAILED	8-9-17	CMS/JBC	8-9-17
CHECKED-REVIEWED	8-9-17	DAS	8-9-17
DESIGN-2-D-TAILED2			
DESIGN-3-D-TAILED3			
REVISIONS 1			
REVISIONS 2			
REVISIONS 3			
REVISIONS 4			
FIELD CHANGES			

DATE  
8/9/2017



STATE OF MAINE  
DEPARTMENT OF TRANSPORTATION  
2194202  
WIN  
021942.02  
CML PLANS



41 Hutchins Drive  
Portland, Maine 04102  
800.428.4262 | www.woodardcurran.com  
COMMITMENT & INTEGRITY DRIVE RESULTS