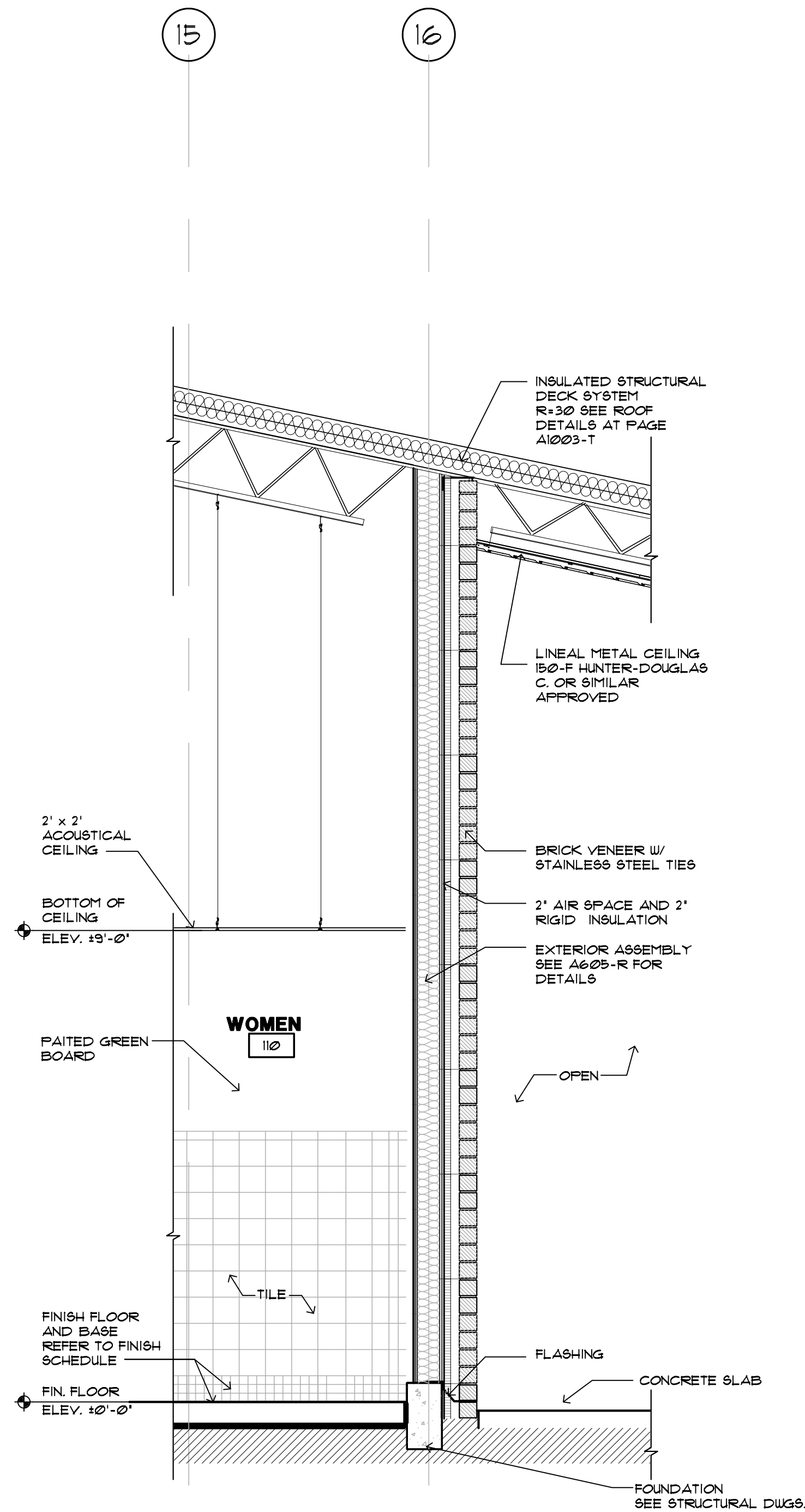



1
A500R

WALL SECTION
SCALE: 1/2" = 1'-0"



2
A500R

WALL SECTION
SCALE: 1/2" = 1'-0"




IN ASSOCIATION WITH:
CORRILL-PALMER CONSULTING ENGINEERS
PERATROVICH, NOTTINGHAM, & DRAGE
WINTON SCOTT ARCHITECTS
PALEY & ALDRICH

STATE OF MAINE
DEPARTMENT OF TRANSPORTATION

PROJECT NUMBER 009215.00

PIN
009215.00



SIGNATURE
P. LICENCE NUMBER

PROJ. MGR.	DATE	BY	DATE
PAUL POTTLE			
DESIGN-DETAILED			
CHECKED-REVIEWED			
DESIGN2-DETAILED2			
DESIGN3-DETAILED3			
REVISIONS 1	14/27/05	VAREPRESHANSKI	CHANGE
REVISIONS 2	12/23/05	VAP	VE-CODE CHANGES
REVISIONS 3			
REVISIONS 4			
REVISIONS 5			
FIELD CHANGES			

CITY OF PORTLAND
OCEAN GATEWAY PHASE 1

WALL SECTIONS

A500-R