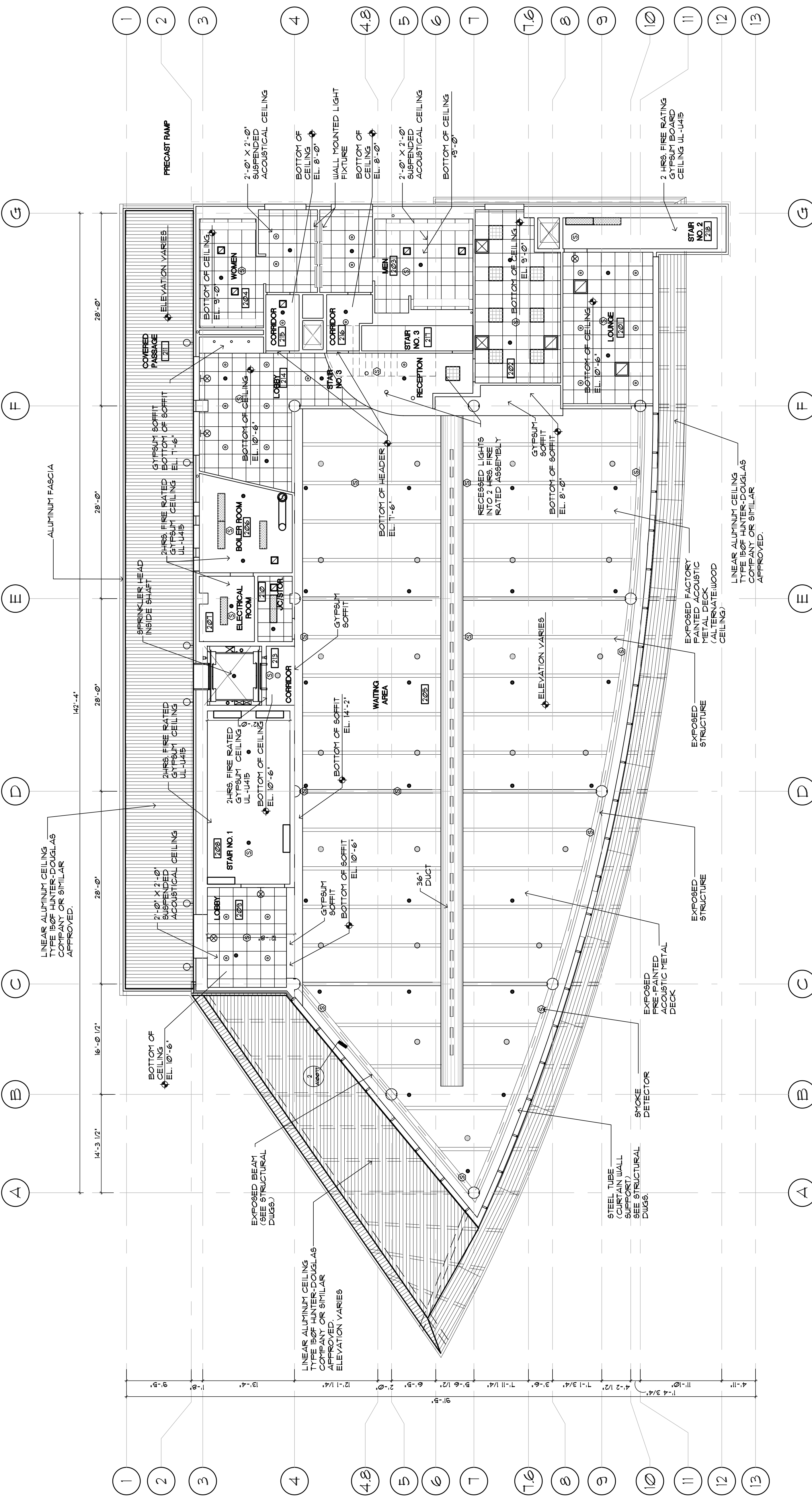

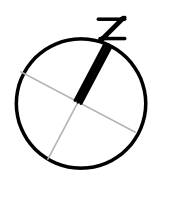


PROJ. MANAGER	PAUL POTLLE	DATE	
DESIGN-DETAILED		BY	
CHECKED-REVIEWED		DATE	
DESIGN-2-DETAILED2			
DESIGN-3-DETAILED3			
REVISIONS 1	VAP 22 DESIGN CHANGE	10/15/05	
REVISIONS 2		11/15/05	
REVISIONS 3		12/02/05	
REVISIONS 4			
FIELD CHANGES			



FIXTURE LEGEND (SEE MEP DRAWINGS FOR MORE DETAILS)

A2	RECESSED 2 x 2 FLUORESCENT TROFFER WITH GRID CEILING FRAME	R1	8-3/4" DIAMETER PENDANT MOUNTED FIXTURE
A5	RECESSED 1/4 FLUORESCENT TROFFER WITH FLUSH FRAME FOR SUSPENDED GRID CEILINGS.	R2	3-1/2" DIAMETER PENDANT MOUNTED FIXTURE
B1	RECESSED WALL FIXTURE WITH 8" DIAMETER OPEN REFLECTOR	X1	WALL MOUNTED EXIT LIGHT FIXTURE
J1	SURFACE CEILING FLUORESCENT FIXTURE WITH PRISMATIC ACRYLIC LENCE	S	SMOKE DETECTOR
K1	3 FT. FLUORESCENT WALL FIXTURE LIGHT WITH DIRECT/INDIRECT DISTRIBUTION	=	R3 PENDANT MOUNTED FIXTURE WITH FROSTED ACRYLIC DIFFUSER (ABOVE HVAC DUCT)
E2	4 FT. WALL LIGHT WITH DIRECT/INDIRECT DISTRIBUTION.	Ω	520 SURFACE MOUNTED CANOPY LIGHT (SEE ELECTRICAL DUGGS.)
⊙	SMOKE DETECTOR	☒	HVAC DIFFUSER
		☑	HVAC RETURN AIR GRILLE
		•	SPRINKLER HEAD



SECOND FLOOR REFLECTED CEILING PLAN
SCALE: 1/8"=1'-0"