

- LEGEND:**
- OL OCCUPANT LOAD / AREA
  - TD TRAVEL DISTANCE
  - SF GROSS SQUARE FOOT AREA
  - STAIR OR DOOR EXIT CAPACITY
  - ASSEMBLY (WAITING, CONCENTRATED W/NOT FIXED CHAIRS) USE @ 1 SF/PERSON
  - ACCESSORY USE ('NO OCCUPANCY')
  - M MECHANICAL @300 SF/PERSON
  - OFFICE USE @100 SF/PERSON

- FIRE-RATED DOOR AND FRAME 'B' LABEL 1 1/2" HRS.
- FIRE RATED WALL / PARTITION (HRS. AS NOTED)
- FE-1 SURFACE MOUNTED FIRE EXTINGUISHER 4 CABINET ABC TYPE 2-A RATED
- FE-2 SEMI-RECESSED FIRE EXTINGUISHER 4 CABINET ABC TYPE 2-A RATED
- INTERNALLY ILLUMINATED EXIT SIGN

CLEAR WIDTH OF DOOR, RAMP OR STAIR IN INCHES

TOTAL MAX. EXIT CAPACITY ALLOWABLE

**NOTE:**  
ALL LOAD FACTORS ARE TAKEN FROM THE 2003 BOCA NATIONAL BUILDING CODE (UNLESS NOTED OTHERWISE)

**NOTE:**  
ONE FIRE EXTINGUISHER SHALL BE PROVIDED FOR EVERY 3000 SQ. FT. WITH A MAXIMUM DISTANCE OF TRAVEL NOT EXCEEDING 15'-0". TOP OF EXTINGUISHER NOT TO EXCEED 5'-0" ABOVE FLOOR FINISH.

ALL FIRE EXTINGUISHERS PROVIDED WILL BE A MIN 2A 10BC AND SHALL BE RECESSED IN WALL CABINETS.

**CODE SUMMARY**

**BOCA 1999 AND NFPA**

**OCCUPANCY GROUP** GROUP A3 - ASSEMBLY, TERMINALS.

**BUILDING TYPE:** TYPE 2C

- EXTERIOR WALLS LOADBEARING: 0 HRS. FIRE RATED (F.R.)
- NON LOADBEARING: 0 HRS. F.R.
- FIRE 4 PARTY WALLS: 2 HRS. F.R.
- FIRE ENCLOSURE OF EXITS: 2 HRS. F.R.
- SHAFTS (INCLUDE ELEVATOR): 2 HRS. F.R.
- INTERIOR LOADBEARING WALLS, LOADBEARING PARTITION, COLUMNS, GIRDERS, TRUSSES (OTHER THAN ROOF TRUSSES) AND FRAMING SUPPORTING MORE THAN ONE FLOOR: 0 HRS. F.R.
- SUPPORTING ONE ROOF ONLY OR A ROOF: 0 HR. F.R.
- STRUCTURAL MEMBER SUPPORTING WALL: 0 HR. F.R.
- FLOOR CONSTRUCTION INCLUD. BEAMS: 0 HR. F.R.
- ROOF CONSTRUCTION INC. BEAMS, TRUSSES, FRAMING AND ROOF DECK: 15' OR LESS HEIGHT OF LOWER MEMBER: 0 HR. F.R. MORE THAN 15' BUT LESS THAN 20': 0 HR. F.R. MORE THAN 20': 0 HR.

**EGRESS WIDTHS:** NFPA (MOST RESTRICTIVE)

- DOORS:** 180 PERSONS P/EGRESS UNIT (SIMPLE DOOR) 2 INCH/PERSON
- 360 PERSONS P/EGRESS UNIT (DOUBLE DOOR) 2 INCH/PERSON
- STAIRS:** 3 INCH/PERSON
- RAMP:** 2 INCH/PERSON

**SECOND FLOOR LIFE SAFETY PLAN**  
SCALE: 1/8" = 1'-0"

**OCCUPATION TOTALS:**  
1021 OCCUPANTS @ FIER FLOOR  
804 OCCUPANTS @ SECOND FLOOR  
3 OCCUPANTS @ MEZZANINE FLOOR  
1828 TOTAL OCCUPANTS

**ALLOWABLE AREAS:** AREAS OF BUILDINGS OVER ONE STORY (PER FLOOR)  
8,400 sq.ft. x 200% (506.3 BOCA) = 16,800 sq.ft.  
PROPOSED AREA: 8,136 sq.ft. FIRST FLOOR, 1250 SECOND FLOOR, 930 MEZZ. FLOOR

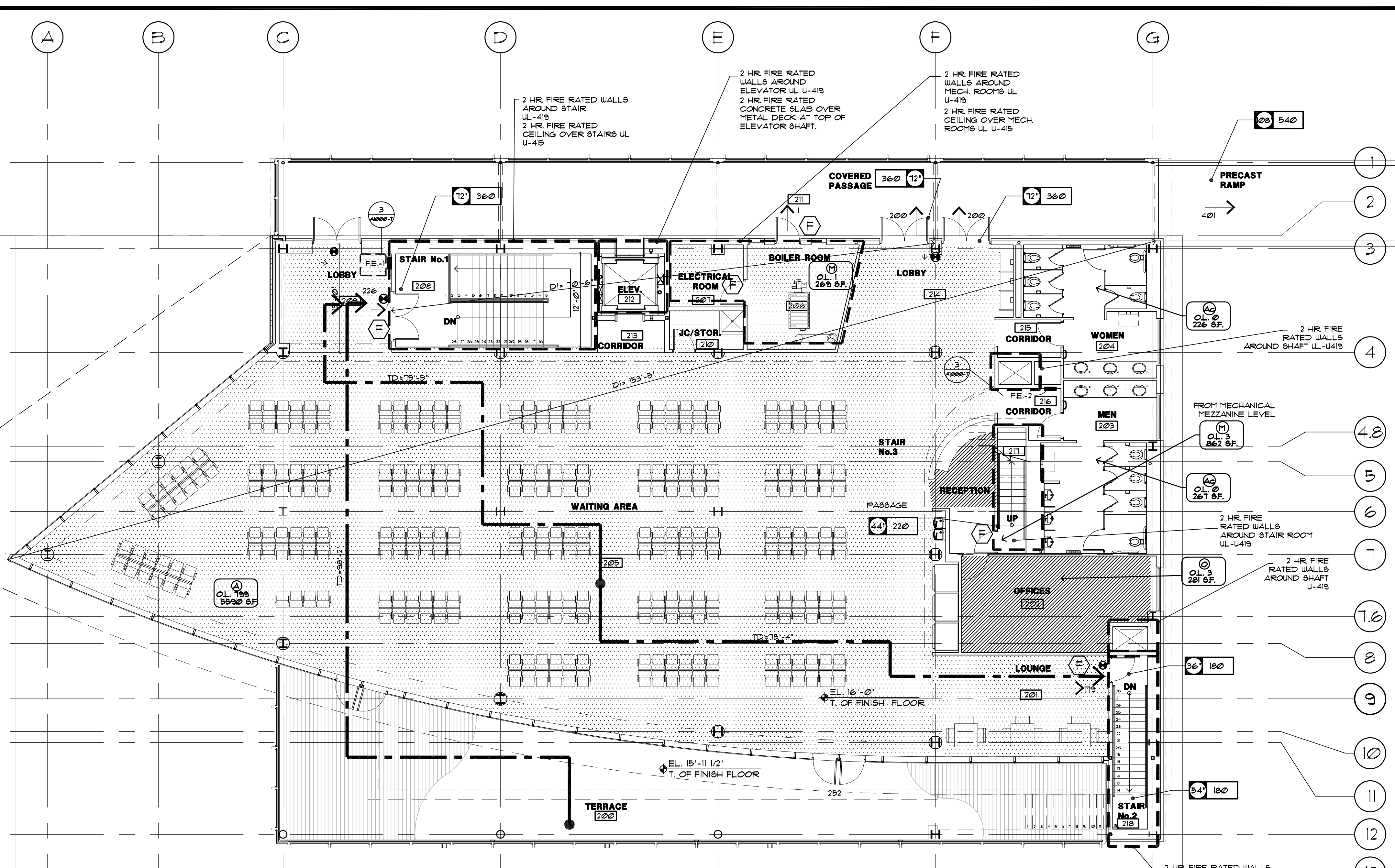
**ALLOWABLE HEIGHT:** 30' + 20' (504.2 BOCA) + 50'  
2 LEVELS + 1 (504.2 BOCA) = 3 FLOORS.  
PROPOSED LEVELS: 2 FLOORS w/MEZZANINE.

**MAX. TRAVEL DIST.:** 250'-0" SPRINKLERED


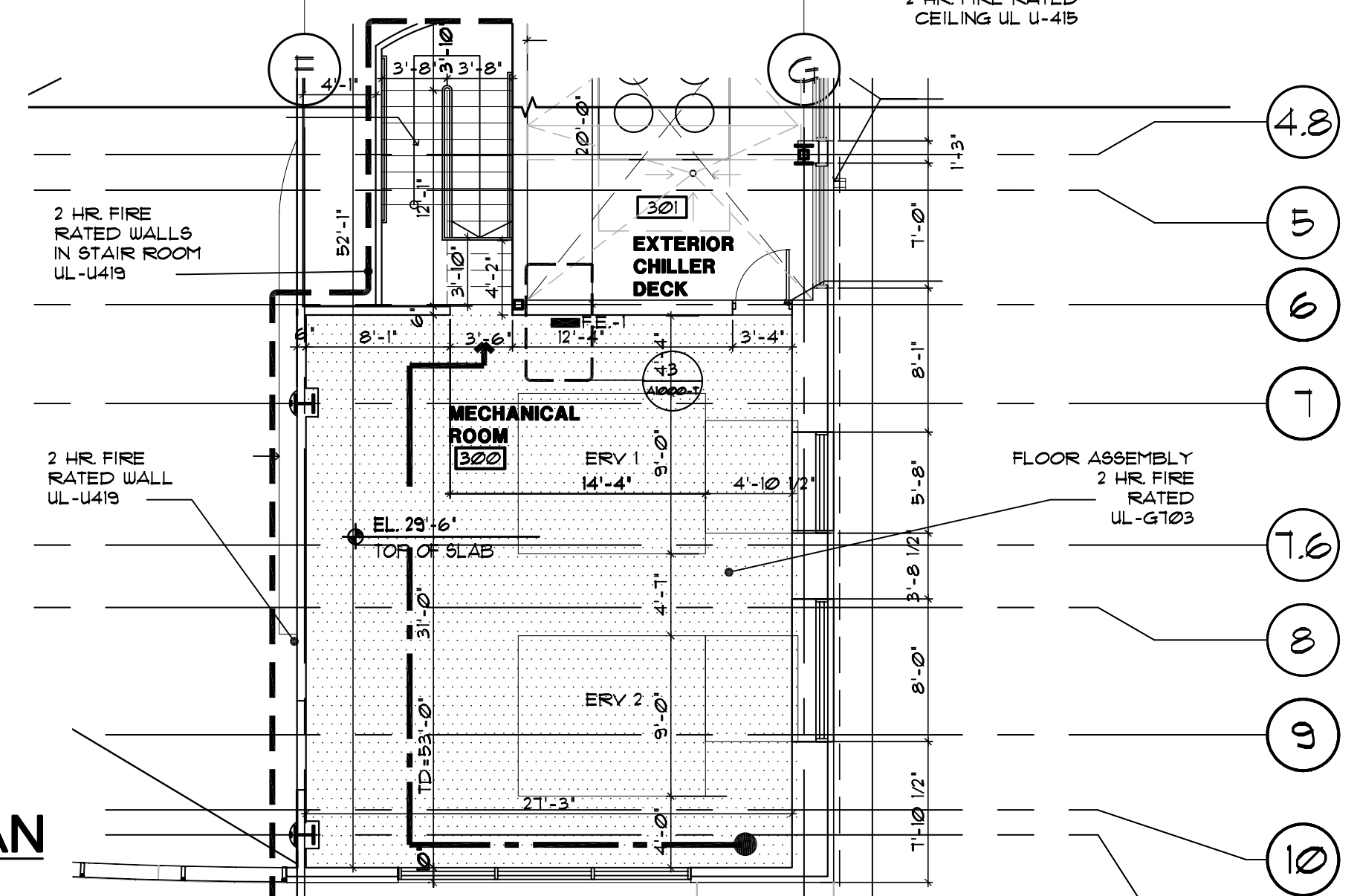
**MAX. DEAD END:** 20 FEET

**No. OF EXITS REQD:** 4 (OCCUPANT LOAD: MORE THAN 1000)

**DISTANCE BETWEEN EXITS REQD:** D2 > D1 / 3 (124'11" / 3 < 36'2")  
w/AUTOMATIC SPRINKLER SYSTEM



**THIRD FLOOR LIFE SAFETY PLAN**  
SCALE: 1/8" = 1'-0"



SIGNATURE  
DATE 11/15/05

PROJ. MANAGER	DATE	BY
PAUL POTLITZ		
DESIGN-DETAILED		
CHECKED-REVIEWED		
DESIGN2-DETAILED02		
DESIGN3-DETAILED03		
REVISIONS 1	VAAP 22 DESIGN CHANGE 10/15/05	P. LICENCE NUMBER
REVISIONS 2	STAIR NO. 3 CHANGE	DATE
REVISIONS 3		
REVISIONS 4		
REVISIONS 5		
FIELD CHANGES		