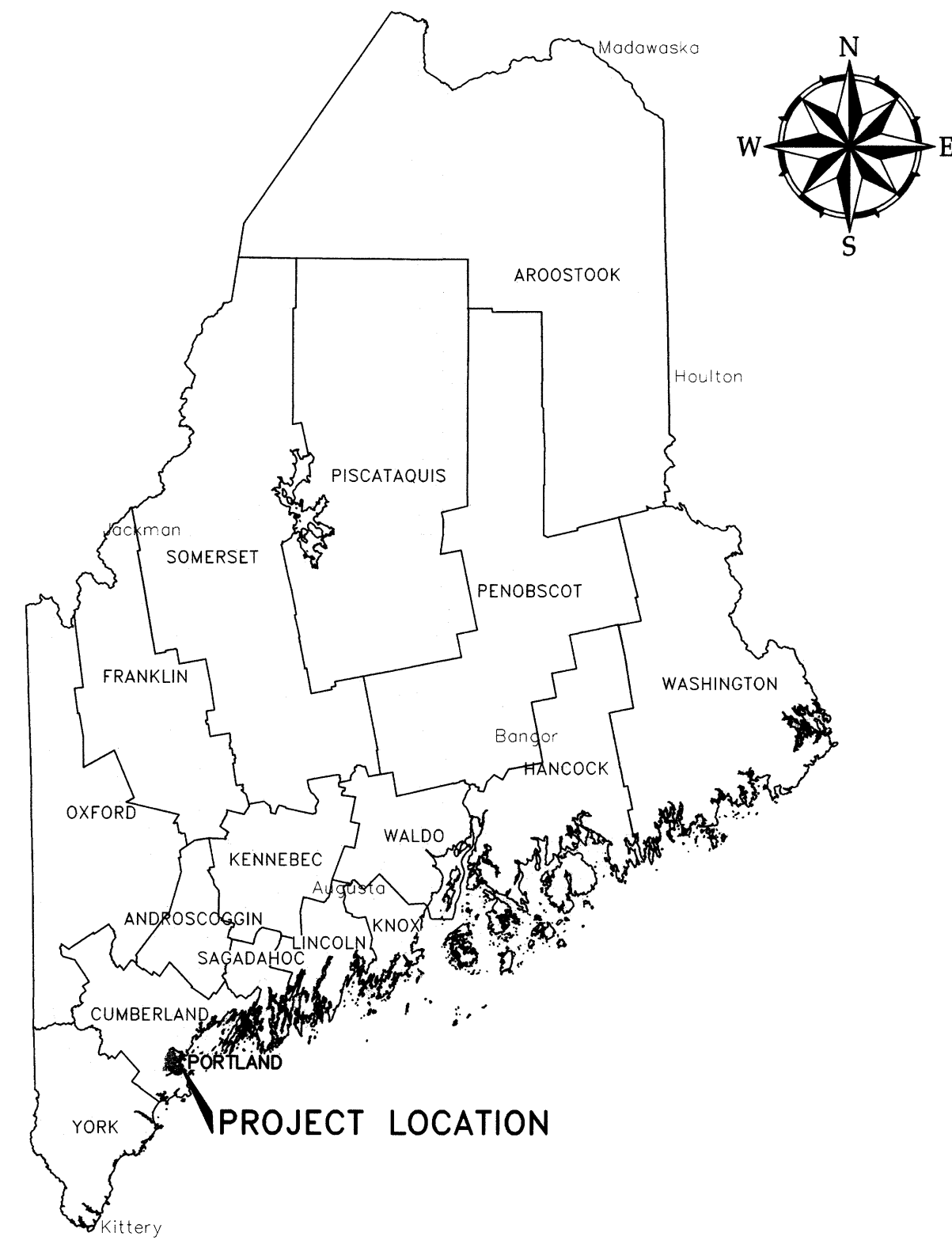


# STATE OF MAINE DEPARTMENT OF TRANSPORTATION




**PROJECT LOCATION MAP**



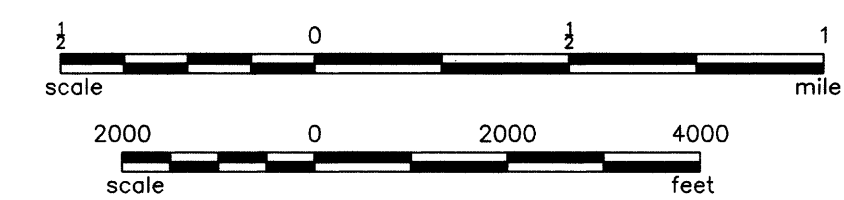
## CITY OF PORTLAND CUMBERLAND COUNTY

### OCEAN GATEWAY PHASE I

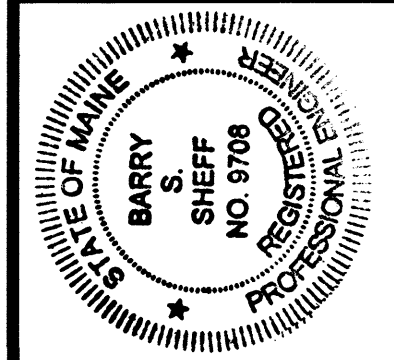
PIN: 009215.50  
PIN: 009215.60  
PIN: 009215.70



SOURCE: USGS TOPOGRAPHIC MAP  
**SITE LOCATION MAP**



STATE OF MAINE DEPARTMENT OF TRANSPORTATION	APPROVED	DATE
COMMISSIONER:		
CHIEF ENGINEER:		



*Barry S. Sheff*  
SIGNATURE  
**9708**  
P.E. NUMBER  
**1/21/05**  
DATE

PROGRAM	MULTIMODAL
PROJECT MANAGER	PAUL POTTLE
DESIGNER	WOODARD & CURRAN INC. / BEA
CONSULTANT	
PROJECT RESIDENT	
CONTRACTOR	
PROJECT COMPLETION DATE	

**CITY OF PORTLAND  
OCEAN GATEWAY PHASE I  
TITLE SHEET**

**G001**  
1 OF 288