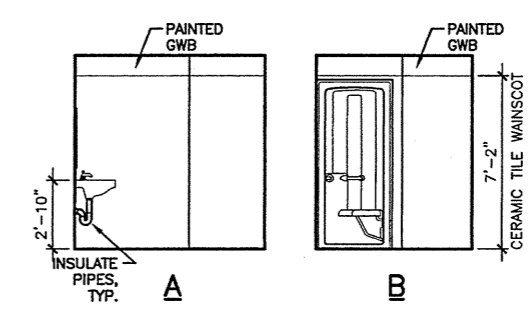
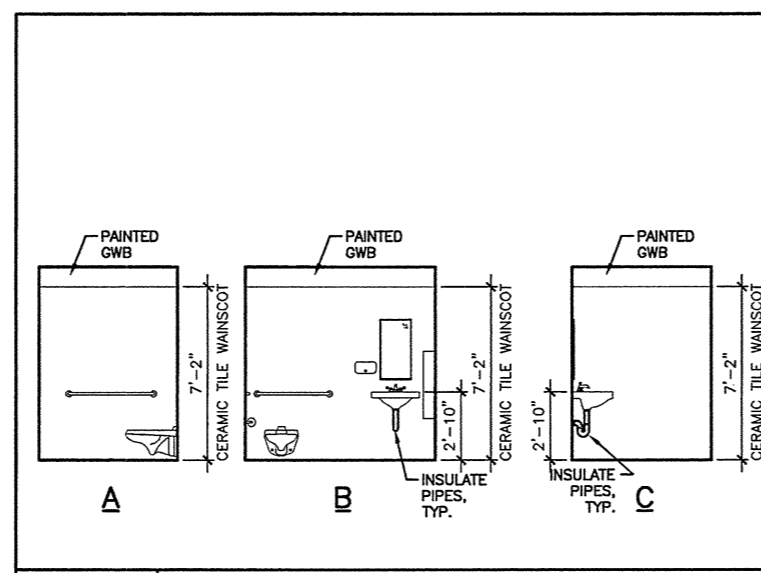


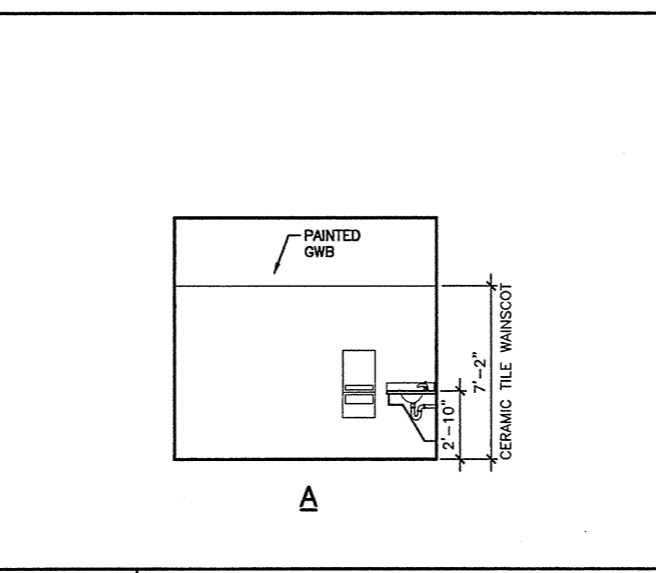
**GENERAL NOTES:**  
 1. SEE G001 FOR GENERAL INFORMATION.  
 2. SEE G002 FOR GENERAL MOUNTING HEIGHTS.



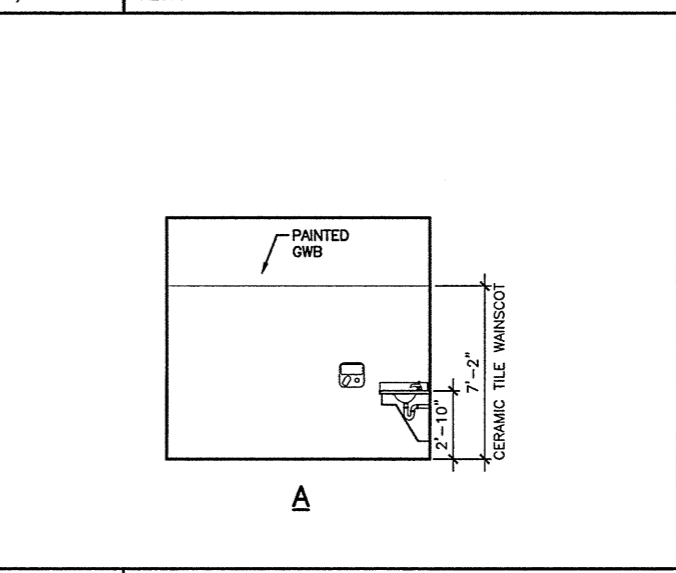
**M14 SHOWER ROOM INTERIOR ELEVATION**  
 1/4"=1'-0" AE411



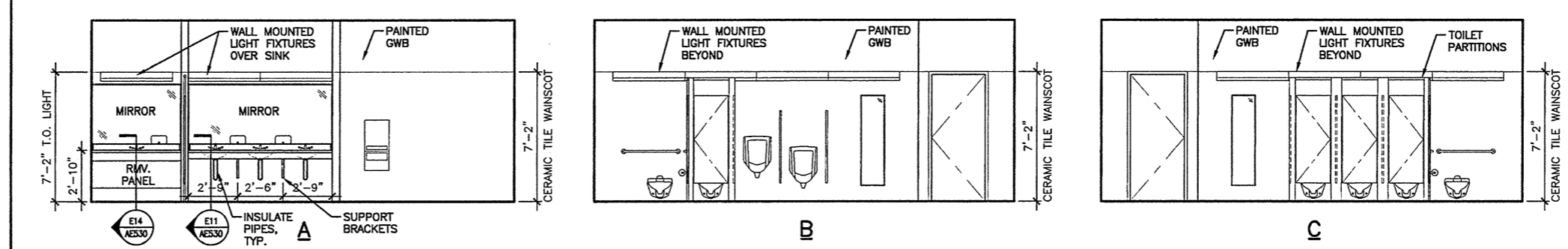
**J7 TOILET ROOM INTERIOR ELEVATION**  
 1/4"=1'-0" AE411



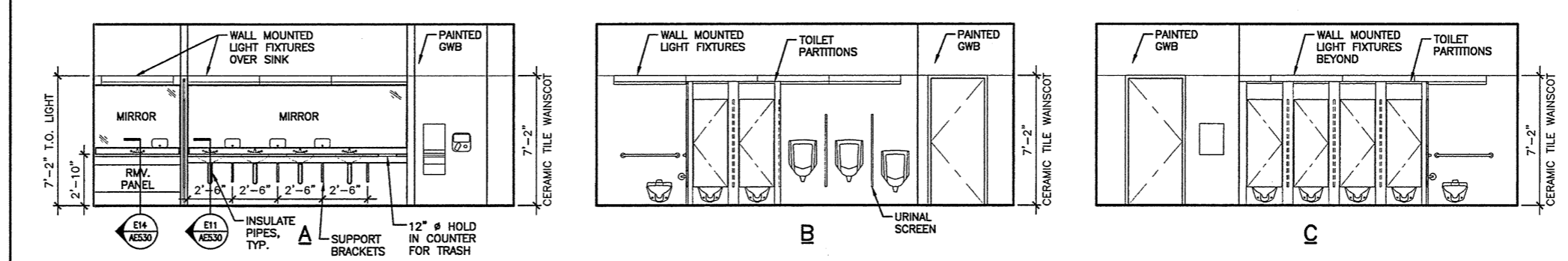
**J11 TOILET ROOM INTERIOR ELEVATION**  
 1/4"=1'-0" AE411



**J14 TOILET ROOM INTERIOR ELEVATION**  
 1/4"=1'-0" AE411



**E7 TOILET ROOM INTERIOR ELEVATIONS**  
 1/4"=1'-0" AE411




**A7 TOILET ROOM INTERIOR ELEVATIONS**  
 1/4"=1'-0" AE411

**A1** - -

REV.	DESCRIPTION	DATE
0	ISSUED FOR CONSTRUCTION	10-23-03

**ISSUED FOR CONSTRUCTION**  
**10-23-03**



**SMRT** ARCHITECTURE ENGINEERING PLANNING  
 SMRT  
 144 Fore Street P.O. Box 618  
 Portland, Maine 04104  
 tel. (207) 772-3846  
 fax. (207) 772-1070

**THE GULF OF MAINE RESEARCH INSTITUTE**  
 PORTLAND, MAINE

**INTERIOR ELEVATIONS**

SHEET TITLE: 1/4" = 1'-0" DATE: 10-23-03  
 SCALE: 1/4" = 1'-0" DATE: 10-23-03  
 PROJECT MANAGER: DRL GRAPHIC SCALE: 0" 1"  
 JOB CAP/DRAWN: SDL  
 A/E OF RECORD: PSS SHEET No.  
 SMRT CAD FILE: AE211-03034  
 PROJECT No. 03034 **AE211**