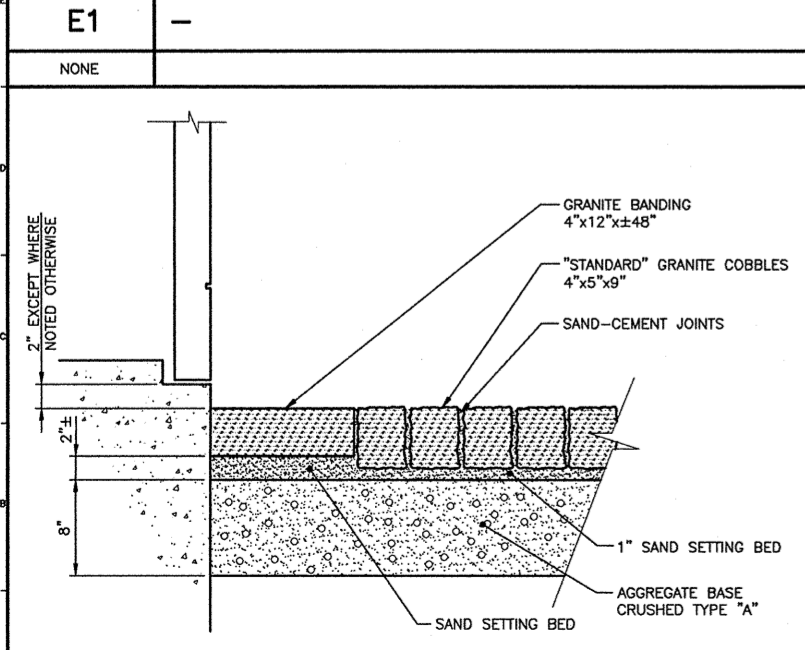


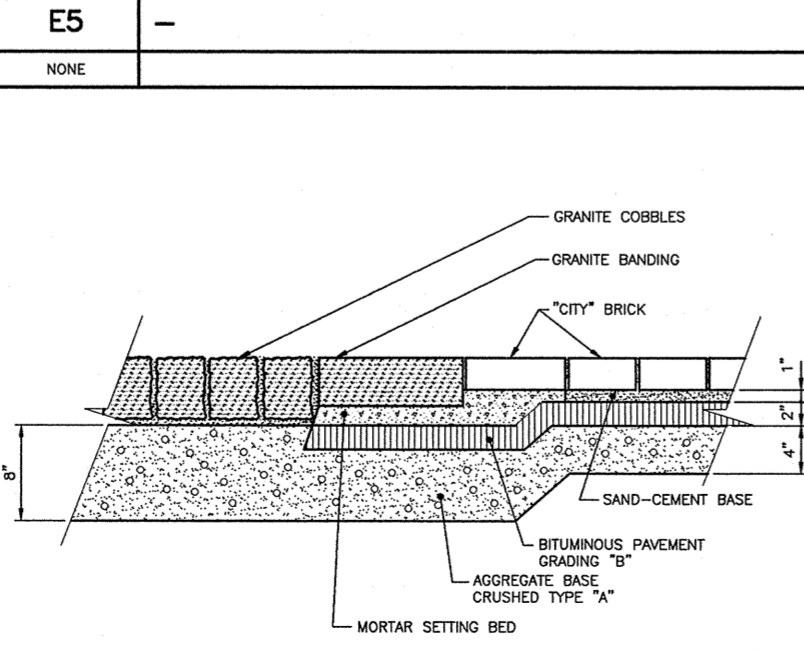
**N1 PARTIAL PLAN**  
1"=10'-0"

J1 -		J5 -		J9 -		J14 -	
NONE		NONE		NONE		NONE	

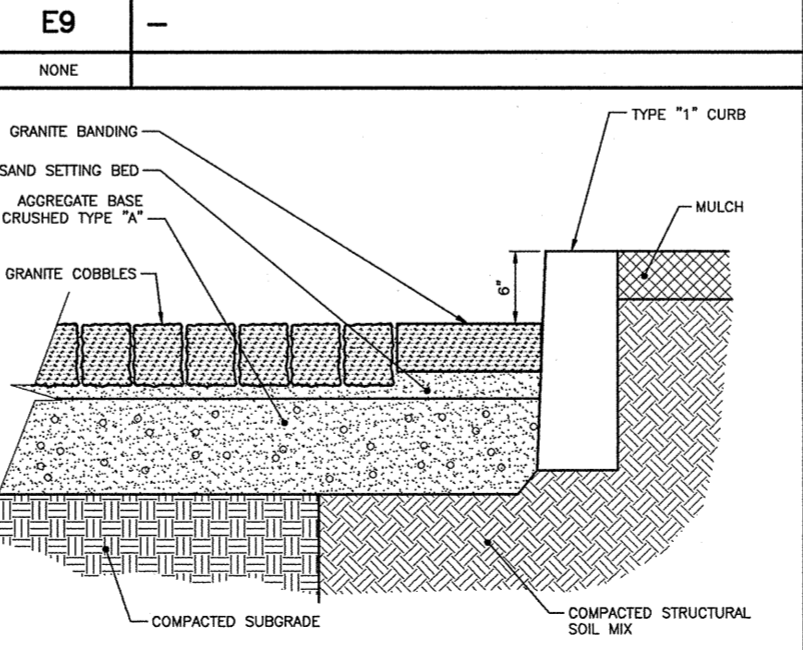
E1 -		E5 -		E9 -		E14 -	
NONE		NONE		NONE		NONE	



**A1 GRANITE BANDING AND COBBLES**  
NONE



**A5 GRANITE BANDING AND CITY BRICK**  
NONE




**A9 GRANITE BANDING AND COBBLES AT PLANTERS**  
NONE

A14 -	
NONE	

**A14 -**  
NONE

REV.	DESCRIPTION	DATE
3	FINAL SUBMISSION TO PORTLAND PLANNING AUTH.	7.30.03
2	DESIGN DEVELOPMENT SUBMISSION	6.13.03
1	SECOND WORKSHOP SUBMISSION TO CITY	6.10.03

CURRENT ISSUE STATUS:



P.E. STEPHEN BUSHEY  
LIC. #7429



**DeLUCA-HOFFMAN ASSOCIATES, INC.**  
778 MAIN STREET, SUITE 8  
SOUTH PORTLAND, ME 04108  
207.775.1121  
WWW.DELUCAHOFFMAN.COM



ARCHITECTURE ENGINEERING PLANNING  
SMRT  
144 Fore Street/P.O. Box 618  
Portland, Maine 04104  
tel. (207) 772-3846  
fax. (207) 772-1070

**THE GULF OF MAINE RESEARCH INSTITUTE**  
PORTLAND, MAINE

PROJECT: **SITE DETAILS**

SHEET TITLE:	NOTED	DATE:	10.10.03
SCALE:	NOTED	GRAPHIC SCALE:	0" = 1'
PROJECT MANAGER:	RML	JOB CAP/DRAWN:	JSG
A/E OF RECORD:	DWJ	SMRT CAD FILE:	CP504-03034
PROJECT No.	03034-00/1984.1	SHEET No.	<b>CP504</b>