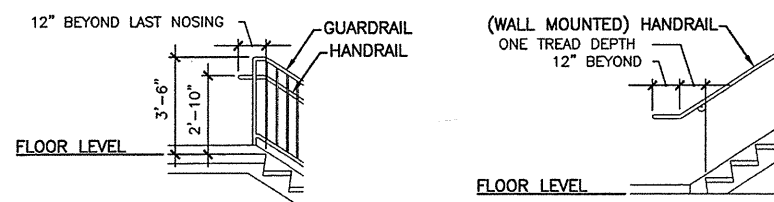
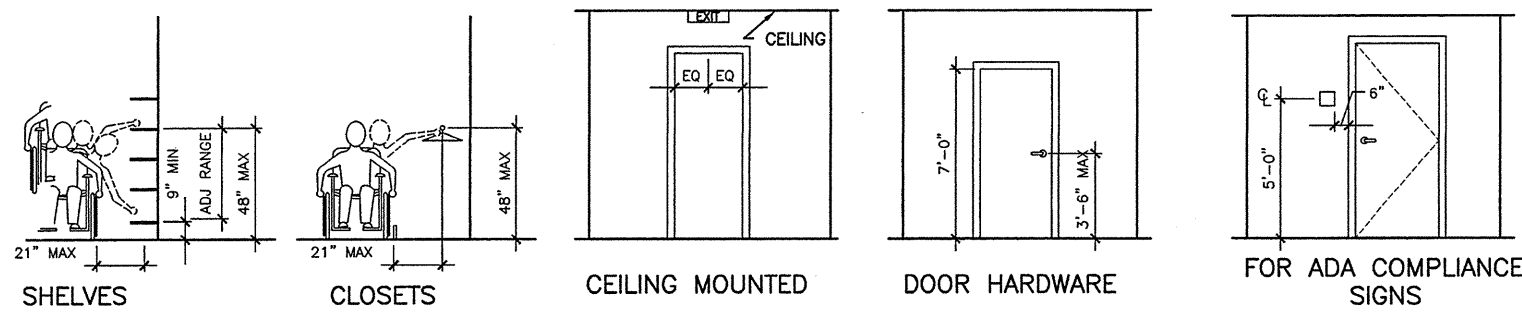
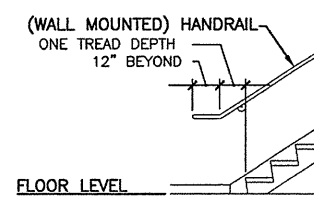


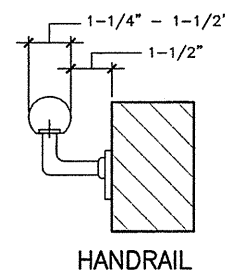
ELECTRICAL & FIRE PROTECTION DEVICES
TYPICAL UNLESS NOTED OTHERWISE



HANDRAIL EXTENSION
© TOP OF RUN
WITH MOUNTING HEIGHTS
FOR GUARD & HAND RAILS



HANDRAIL EXTENSION
© BOTTOM OF RUN



HANDRAIL

DRAWING LIST

GENERAL VOLUME #1

- G001 COVER SHEET
- G002 GENERAL MOUNTING HEIGHTS AND DRAWING LIST
- G003 INTERIOR PARTITION AND EXTERIOR WALL LEGEND, ROOF TYPES
- G004 TOP OF WALL DETAILS
- CM11
- CS101 EXISTING CONDITIONS AND DEMOLITION PLAN
- CP101 SITE LAYOUT AND MATERIALS PLAN (PHASE 1)
- CG101 GRADING, DRAINAGE AND EROSION CONTROL PLAN (PHASE 1)
- CU101 UTILITIES PLAN
- LP101 LANDSCAPING PLAN

GENERAL VOLUME #2

- CP501 SITE DETAILS
- CP502 SITE DETAILS
- CP503 SITE DETAILS
- CF504 SITE DETAILS**
- ARCHITECTURAL**
- A-001 FACILITY PLANS
- A-002 CODE COMPLIANCE PLANS
- AE101 FIRST FLOOR PLAN
- AE102 SECOND FLOOR PLAN
- AE103 THIRD FLOOR PLAN
- AE104 MEZZANINE FLOOR PLAN
- AE105 FIRST FLOOR LAYOUT PLAN
- AE106 SECOND FLOOR LAYOUT PLAN
- AE107 THIRD FLOOR LAYOUT PLAN
- AE108 MEZZANINE LEVEL LAYOUT PLAN
- AE111 FIRST FLOOR REFLECTED CEILING PLAN
- AE112 SECOND FLOOR REFLECTED CEILING PLAN
- AE113 THIRD FLOOR REFLECTED CEILING PLAN
- AE114 MEZZANINE REFLECTED CEILING PLAN
- AE120 ROOF PLAN
- AE201 EXTERIOR ELEVATIONS
- AE202 EXTERIOR ELEVATIONS
- AE211 INTERIOR ELEVATIONS
- AE212 INTERIOR ELEVATIONS
- AE213 INTERIOR ELEVATIONS
- AE214 INTERIOR ELEVATIONS
- AE221 INTERIOR ELEVATIONS
- AE231 INTERIOR ELEVATIONS
- AE232 INTERIOR ELEVATIONS
- AE301 BUILDING SECTIONS
- AE302 BUILDING SECTIONS
- AE311 WALL SECTIONS
- AE312 WALL SECTIONS
- AE313 WALL SECTIONS
- AE314 WALL SECTIONS
- AE315 WALL SECTIONS
- AE401 LARGE SCALE STAIR PLANS AND SECTIONS
- AE402 LARGE SCALE STAIR AND ELEVATOR PLANS AND SECTIONS
- AE403 STAIR DETAILS
- AE411 LARGE SCALE PLANS
- AE501 SECTION DETAILS
- AE502 SECTION DETAILS
- AE503 SECTION DETAILS
- AE510 ROOF DETAILS
- AE511 ROOF DETAILS
- AE520 PLAN DETAILS
- AE521 PLAN DETAILS
- AE522 PLAN DETAILS
- AE530 CASEWORK DETAILS
- AE601 ROOM FINISH SCHEDULE
- AE611 DOOR SCHEDULES
- AE612 DOOR SCHEDULE, DOOR, FRAME AND WINDOW TYPES
- AE613 INTERIOR WINDOW TYPES
- AE621 INTERIOR DOOR AND WINDOW DETAILS
- AE631 EXTERIOR DOOR AND WINDOW DETAILS
- AE632 EXTERIOR DOOR AND WINDOW DETAILS

STRUCTURAL

- SG001 STRUCTURAL GENERAL NOTES
- SB101 FOUNDATION AND SLAB PLAN
- SB102 GROUND FLOOR SLAB REINFORCING PLAN
- SB501 TYPICAL FOUNDATION SECTIONS AND DETAILS
- SB502 FOUNDATION SECTIONS AND DETAILS
- SB503 FOUNDATION SECTIONS AND DETAILS
- SF101 SECOND FLOOR FRAMING PLAN
- SF102 THIRD FLOOR FRAMING PLAN
- SF103 MEZZANINE FRAMING PLAN
- SF104 ROOF FRAMING PLAN
- SF201 STRUCTURAL BRACING ELEVATIONS
- SF202 STRUCTURAL BRACING ELEVATIONS
- SF401 ENLARGED PARTIAL FRAMING PLANS
- SF402 FIRE RATING PLANS
- SF403 PARTIAL FRAMING PLANS, SECTIONS AND DETAILS
- SF501 TYPICAL FRAMING SECTIONS AND DETAILS
- SF502 FRAMING SECTIONS AND DETAILS
- SF503 FRAMING SECTIONS AND DETAILS
- SF504 FRAMING SECTIONS AND DETAILS
- SF505 FRAMING SECTIONS AND DETAILS
- SF601 COLUMN LAYOUT PLAN AND BASEPLATE DETAILS

MECHANICAL

- M-001 LEGEND & ABBREVIATIONS
- MH101 FIRST FLOOR HVAC PLAN
- MH102 SECOND FLOOR HVAC PLAN
- MH103 THIRD FLOOR HVAC PLAN
- MH104 MEZZANINE HVAC PLAN
- MP101 FIRST FLOOR HVAC PIPING PLAN
- MP102 SECOND FLOOR HVAC PIPING PLAN
- MP103 THIRD FLOOR HVAC PIPING PLAN
- MP104 MEZZANINE HVAC PIPING PLAN
- M-301 SECTIONS
- M-501 DETAILS
- M-502 DETAILS
- M-601 SCHEDULES
- M-602 SCHEDULES
- M-651 SCHEMATICS

PLUMBING


- PL101 FIRST FLOOR DWV PIPING PLAN
- PL102 SECOND FLOOR DWV PIPING PLAN
- PL103 THIRD FLOOR DWV PIPING PLAN
- PL104 MEZZANINE DWV PIPING PLAN
- PL105 FIRST FLOOR SUPPLY PIPING PLAN
- PL106 SECOND FLOOR SUPPLY PIPING PLAN
- PL107 THIRD FLOOR SUPPLY PIPING PLAN
- PL108 MEZZANINE SUPPLY PIPING PLAN
- PL501 DETAILS
- PL601 SCHEDULES
- PL651 RISER DIAGRAMS

ELECTRICAL

- E-001 LEGEND & GENERAL NOTES
- ES101 SITE LIGHTING PLAN
- ES102 SITE POWER PLAN
- ES301 DUCTBANK DETAILS
- EG101 ELECTRICAL GROUNDING PLAN
- EP101 FIRST FLOOR POWER PLAN
- EP102 SECOND FLOOR POWER PLAN
- EP103 THIRD FLOOR POWER PLAN
- EP104 MEZZANINE FLOOR POWER PLAN
- EL101 FIRST FLOOR LIGHTING PLAN
- EL102 SECOND FLOOR LIGHTING PLAN
- EL103 THIRD FLOOR LIGHTING PLAN
- EL104 MEZZANINE FLOOR LIGHTING PLAN
- EY101 FIRST FLOOR SYSTEMS PLAN
- EY102 SECOND FLOOR SYSTEMS PLAN
- EY103 THIRD FLOOR SYSTEMS PLAN
- EY104 MEZZANINE FLOOR SYSTEMS PLAN
- EP401 FIRST FLOOR POWER PART PLAN
- EP402 SECOND FLOOR POWER PART PLAN
- EP601 PANEL SCHEDULES
- EP602 PANEL SCHEDULES
- EP603 PANEL SCHEDULES
- EP651 ONE LINE DIAGRAM
- EL601 LIGHT FIXTURE SCHEDULE

0	ISSUED FOR CONSTRUCTION	10-23-03
REV.	DESCRIPTION	DATE

ISSUED FOR CONSTRUCTION
10-23-03



SMRT ARCHITECTURE ENGINEERING PLANNING
144 Fore Street/P.O. Box 618
Portland, Maine 04104
tel. (207) 772-3846
fax. (207) 772-1070

PROJECT: **THE GULF OF MAINE RESEARCH INSTITUTE**
PORTLAND, MAINE
GENERAL MOUNTING HEIGHTS AND DRAWING LIST

SHEET TITLE: G1002

A1	GENRAL MOUNTING HEIGHTS	A9	DRAWING LIST
----	-------------------------	----	--------------

1/4" = 1'-0"