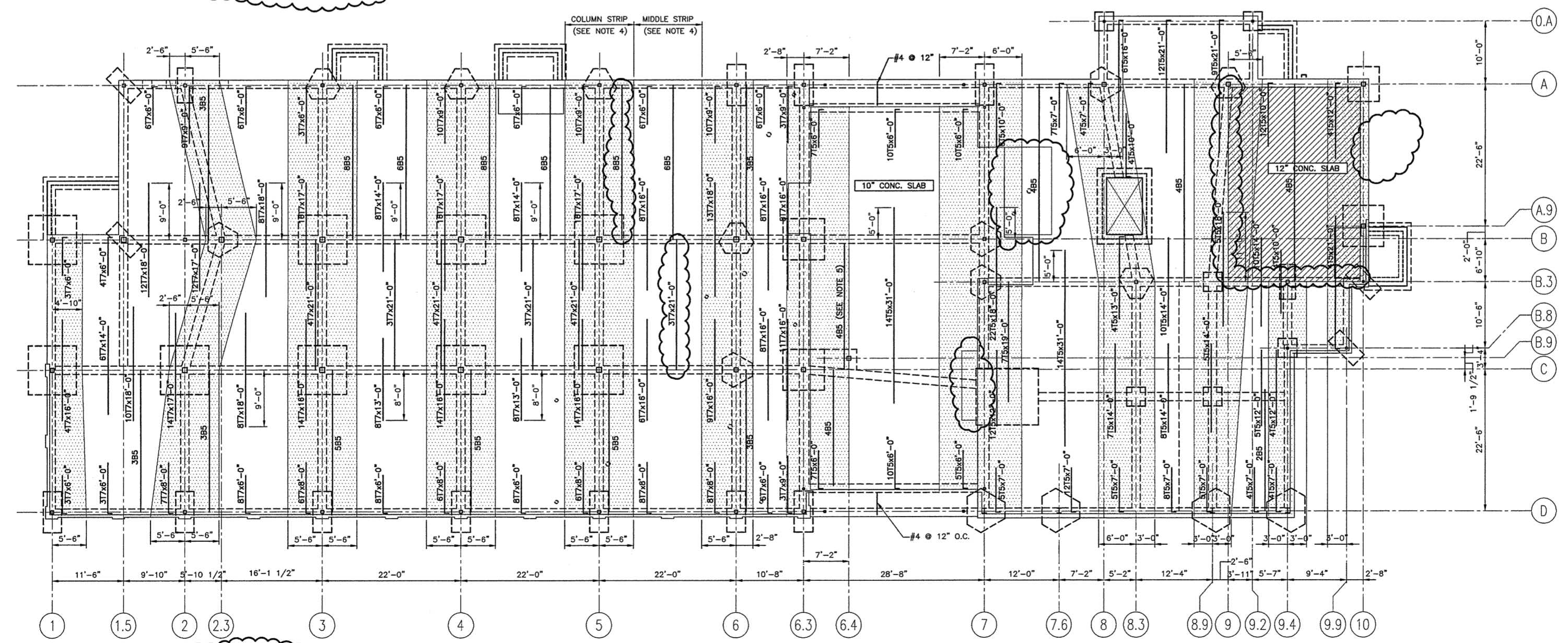


A1 SLAB REINFORCING PLAN - NORTH-SOUTH DIRECTION

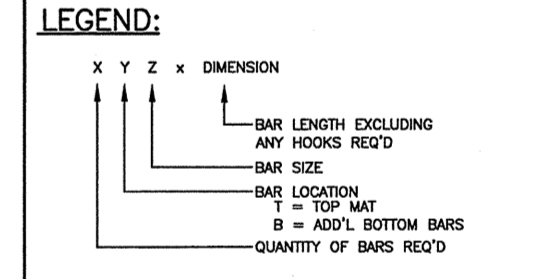
1/8"=1'-0"



A1 SLAB REINFORCING PLAN - EAST-WEST DIRECTION


1/8"=1'-0"

- GENERAL NOTES:**
- SEE S6001 FOR STRUCTURAL GENERAL NOTES.
 - TOP OF CONCRETE IS EL. +100'-0" = +12.74' NGVD, U.O.N.
 - PROVIDE BOTTOM MAT OF #4 @ 12" O.C. EACH WAY BARS INDICATED AS BOTTOM ARE IN ADDITION TO MAT.
 - BARS INDICATED IN PLAN ARE TO BE PLACED EQUALLY ACROSS COLUMN STRIP OR MIDDLE STRIP.
 - PLACE 4 ADDITIONAL BARS AT 4" O.C. CENTERED ON COLUMN 6.4/B.8
 - PROVIDE ADDITIONAL REINFORCING AS REQUIRED FOR FLOOR SINKS, DEPRESSIONS AND/OR OPENINGS.



2	ISSUED FOR ADDENDUM 3	10-23-03
1	ISSUED FOR ADDENDUM 2	9-25-03
0	ISSUED FOR CONSTRUCTION	8-26-03
REV.	DESCRIPTION	DATE

ISSUED FOR ADDENDUM 3
10-23-03



SMRT
ARCHITECTURE ENGINEERING PLANNING
144 Fore Street P.O. Box 618
Portland, Maine 04104
Tel. (207) 772-3846
Fax. (207) 772-1070

THE GULF OF MAINE RESEARCH INSTITUTE
PORTLAND, MAINE

PROJECT: **GROUND FLOOR SLAB REINFORCING PLAN**

SHEET TITLE:	SCALE:	DATE:
PROJECT MANAGER:	SCALE:	DATE:
JOB CAP/DRAWN:	GRAPHIC SCALE:	DATE:
A/E OF RECORD:	SHEET No.	
SMRT CAD FILE:	PROJECT No.	

SB102