001 TANK TOP AND UNDERGROUND CONDUIT ARRANGEMENT

SCALE: 1/4" = 1'-0"

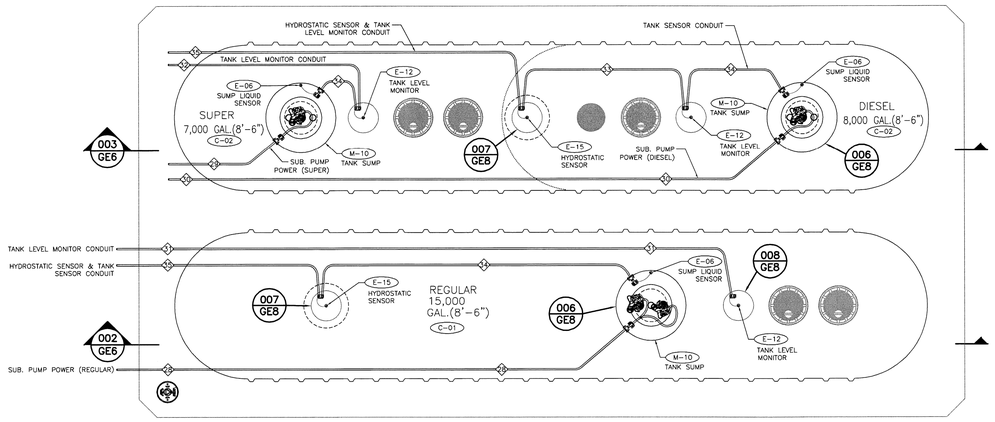

003 CONDUIT SCHEDULE

SCALE: N.T.S

CONDUIT SCHEDULE

INDIVIDUAL CONDUIT RUNS				INDIVIDUAL CONDUIT RUNS			
No.	USE	CONDUIT SIZE	WIRE SIZE	No.	USE	CONDUIT SIZE	WIRE SIZE
	DISPENSER APRON				TANK FARM		
1	– DISPENSER SUMP SENSOR – HOME RUN	(1" ø)	4PR. #18 AWG INDIVIDUALLY SHIELDED	28	– SUBMERSIBLE PUMP (REGULAR)	(1" ø)	8C, #10 AWG THHN
2	– DISPENSER SUMP SENSOR – IN LINE	(1" ø)	4PR. #18 AWG INDIVIDUALLY SHIELDED	29	– SUBMERSIBLE PUMP (PREMIUM)	(1" ø)	8C, #10 AWG THHN
3	– DISPENSER NO. 1 POWER / DATA – HOME RUN	(1" ø)	8C, #12 AWG THHN	30	– SUBMERSIBLE PUMP (DIESEL)	(1" ø)	8C, #10 AWG THHN
4	– DISPENSER NO. 2 POWER / DATA – HOME RUN	(1" ø)	8C, #12 AWG THHN	31	– TANK LEVEL MONITOR (REGULAR TANK)	(1" ø)	8C, #12 AWG THHN
5	– DISPENSER NO. 3 POWER / DATA – HOME RUN	(1" ø)	8C, #12 AWG THHN	32	– TANK LEVEL MONITOR (PREMIUM COMPARTMENT)	(1" ø)	8C, #12 AWG THHN
6	– DISPENSER NO. 4 POWER / DATA – HOME RUN	(1" ø)	8C, #12 AWG THHN	33	– TANK LEVEL MONITOR (DIESEL COMPARTMENT)	(1" ø)	8C, #12 AWG THHN
7	– DISPENSER NO. 5 POWER / DATA – HOME RUN	(1" ø)	8C, #12 AWG THHN	34	– TANK SUMP SENSORS	(1" ø)	4PR. #18 AWG INDIVIDUALLY SHIELDED
8	– DISPENSER NO. 6 POWER / DATA – HOME RUN	(1" ø)	8C, #12 AWG THHN	35	– INTERSTITIAL SENSORS	(1" ø)	4PR. #18 AWG INDIVIDUALLY SHIELDED
8A	– DISPENSER NO. 7 POWER / DATA – HOME RUN	(1" ø)	8C, #12 AWG THHN	36		–	–
8B	– DISPENSER NO. 8 POWER / DATA – HOME RUN	(1" ø)	8C, #12 AWG THHN	37		–	–
9	– DISPENSER NO. 1 SPARE / (CAT5) – HOME RUN	(1" ø)	(1/4" PULL ROPE)	38		–	–
10	– DISPENSER NO. 2 SPARE / (CAT5) – HOME RUN	(1" ø)	(1/4" PULL ROPE)	39		–	–
11	– DISPENSER NO. 3 SPARE / (CAT5) – HOME RUN	(1" ø)	(1/4" PULL ROPE)	40	– OVERFILL ALARM	(1" ø)	(1/4" PULL ROPE)
12	– DISPENSER NO. 4 SPARE / (CAT5) – HOME RUN	(1" ø)	(1/4" PULL ROPE)	41	– OVERFILL ALARM ACKNOWLEDGEMENT SWITCH	(1" ø)	(1/4" PULL ROPE)
13	– DISPENSER NO. 5 SPARE / (CAT5) – HOME RUN	(1" ø)	(1/4" PULL ROPE)	42		–	–
14	– DISPENSER NO. 6 SPARE / (CAT5) – HOME RUN	(1" ø)	(1/4" PULL ROPE)	43		–	–
14A	– DISPENSER NO. 7 SPARE / (CAT5) – HOME RUN	(1" ø)	(1/4" PULL ROPE)	44		–	–
14B	– DISPENSER NO. 8 SPARE / (CAT5) – HOME RUN	(1" ø)	(1/4" PULL ROPE)	45	– DISPENSER NO. 7 POWER / DATA – HOME RUN	(1" ø)	8C, #12 AWG THHN
15	– DISPENSER INTERCOM – HOME RUN	(1" ø)	4PR. #18 AWG UNSHIELDED TWISTED PAIR	46	– DISPENSER NO. 8 POWER / DATA – HOME RUN	(1" ø)	8C, #12 AWG THHN
16	– DISPENSER INTERCOM – IN LINE	(1" ø)	4PR. #18 AWG UNSHIELDED TWISTED PAIR	47	– DISPENSER NO. 9 POWER / DATA – HOME RUN	(1" ø)	8C, #12 AWG THHN
17	– CANOPY LIGHTING – HOME RUN	(1" ø)	12C, #12 AWG THHN	48	– DISPENSER NO. 10 POWER / DATA – HOME RUN	(1" ø)	8C, #12 AWG THHN
18	– FIRE SUPPRESSION – HOME RUN	(1" ø)	(1/4" PULL ROPE)	49	– DISPENSER NO. 11 POWER / DATA – HOME RUN	(1" ø)	8C, #12 AWG THHN
19	– CANOPY CAMERA – HOME RUN	(1" ø)	12C, #12 AWG THHN	50	– DISPENSER NO. 12 POWER / DATA – HOME RUN	(1" ø)	8C, #12 AWG THHN
20	– SPARE – HOME RUN	(1" ø)	(1/4" PULL ROPE)	51	– DISPENSER NO. 13 POWER / DATA – HOME RUN	(1" ø)	8C, #12 AWG THHN
21	–	–	–	52	– DISPENSER NO. 7 SPARE / (CAT5) – HOME RUN	(1" ø)	(1/4" PULL ROPE)
22	–	–	–	53	– DISPENSER NO. 8 SPARE / (CAT5) – HOME RUN	(1" ø)	(1/4" PULL ROPE)
23	–	–	–	54	– DISPENSER NO. 9 SPARE / (CAT5) – HOME RUN	(1" ø)	(1/4" PULL ROPE)
24	–	–	–	55	– DISPENSER NO. 10 SPARE / (CAT5) – HOME RUN	(1" ø)	(1/4" PULL ROPE)
25	–	–	–	56	– DISPENSER NO. 11 SPARE / (CAT5) – HOME RUN	(1" ø)	(1/4" PULL ROPE)
26	–	–	–	57	– DISPENSER NO. 12 SPARE / (CAT5) – HOME RUN	(1" ø)	(1/4" PULL ROPE)
27	–	–	–	58	– DISPENSER NO. 13 SPARE / (CAT5) – HOME RUN	(1" ø)	(1/4" PULL ROPE)
	–	–	–				

002 15,000 GAL TANK ELEVATION

SCALE: 1/4" = 1'-0"

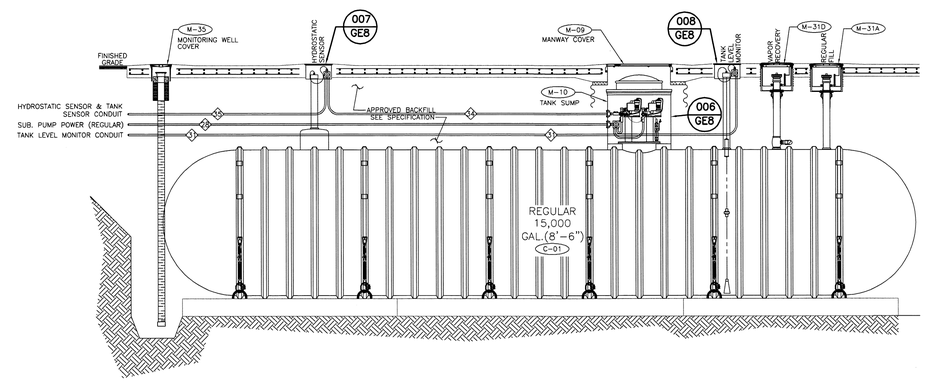

003 15,000 (COMPARTMENTAL) GAL TANK ELEVATION

SCALE: 1/4" = 1'-0"

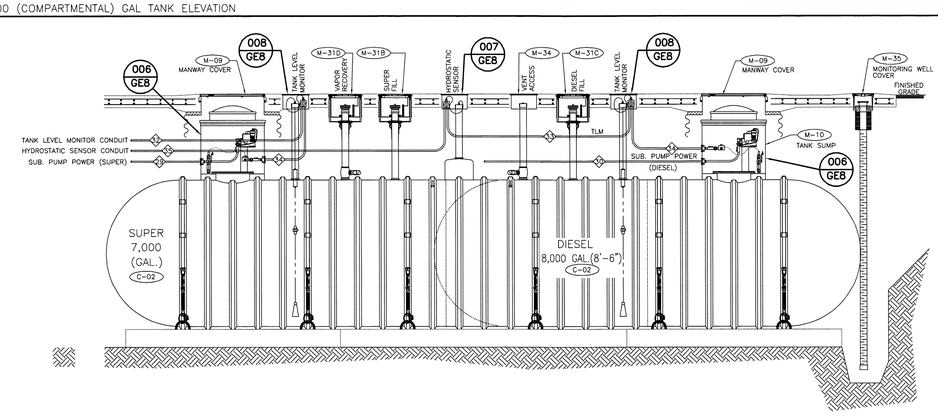

☐ SUPERSEDES ALL PREVIOUS ISSUES
☐ APPROVED FOR CONSTRUCTION
☐ PRELIMINARY–NOT FOR CONSTRUCTION
☐ ISSUED TO: _____

_____ DATE _____

Inspections Division Date: 03/03/16

REV	DATE	BY	REVISION

REVISIONS

MHF Design Consultants, Inc.
44 Stiles Road, Suite One
Salem, New Hampshire 03079
(603) 893-0720
ENGINEERS PLANNERS • SURVEYORS
www.mhfdesign.com

STATE OF MAINE FRANK C. MONTEIRO 7201 LICENSED PROFESSIONAL ENGINEER 1/26/16

IRVING

DRAWN BY: DSA	DESIGNED BY: HS
SCALE: AS NOTED	APPROVED BY:
DATE: 1/26/16	PROPERTY NO.:
CAD FILE: 3880 GE6.dwg PLOTTED:	REF-BLK: REF-BLK: REF-BLK:

IRVING OIL

190 COMMERCE WAY
PORTSMOUTH, NH 03801

PROJECT:

393 COMMERCIAL STREET
PORTLAND, MAINE

SHEET TITLE:

TANK ELECTRICAL LAYOUT AND DETAILS

PROJECT:	DRAWING NO:	REVISION:
	GE6	-

COMPANY SUPERVISOR AND CONTRACTOR TO VERIFY ALL MEASUREMENTS ON WORK OR AT SITE. THIS DRAWING IS THE PROPERTY OF IRVING OIL LTD. AND SHALL BE RETURNED ON COMPLETION OF WORK.

F:\Projects\CAD\388015\3880 GE6.dwg GE6 1/27/16 9:38am DSA

Copyright © 2016 by MHF Design Consultants, Inc. All Rights Reserved.