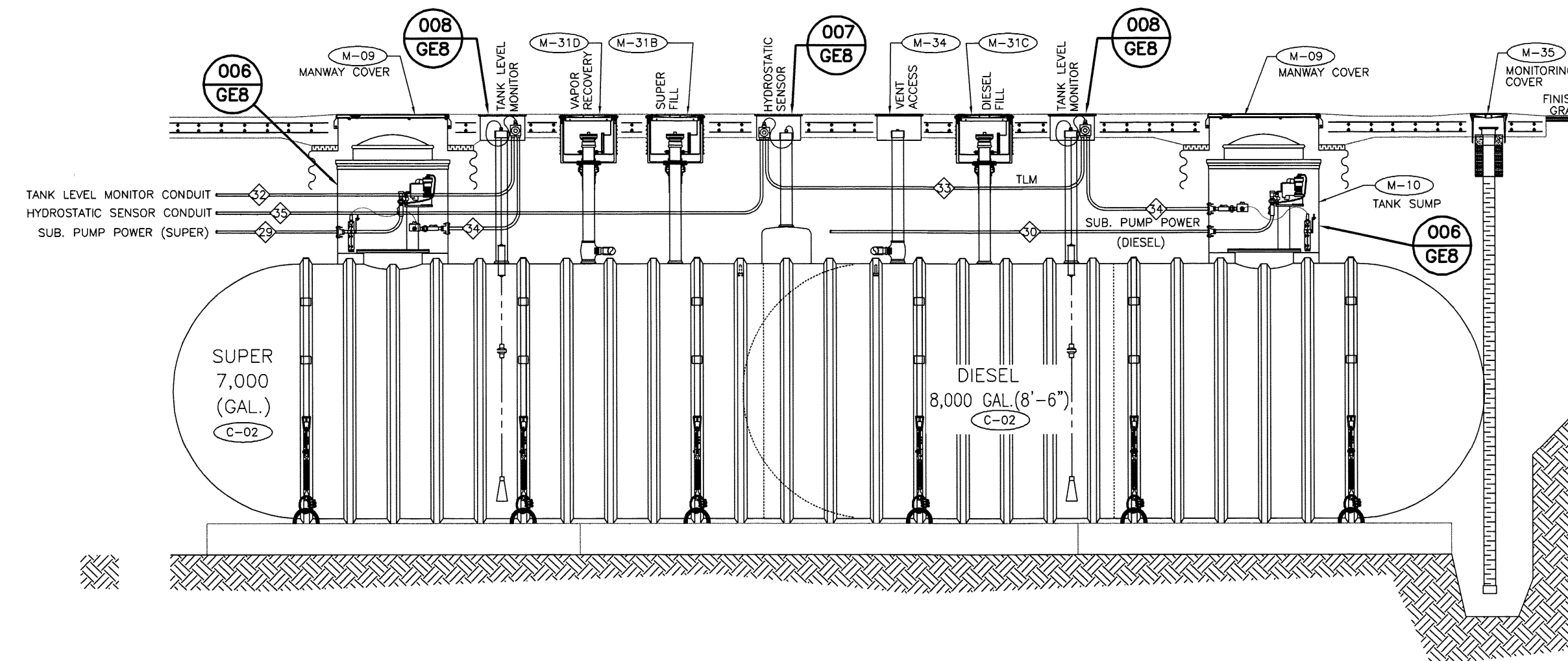
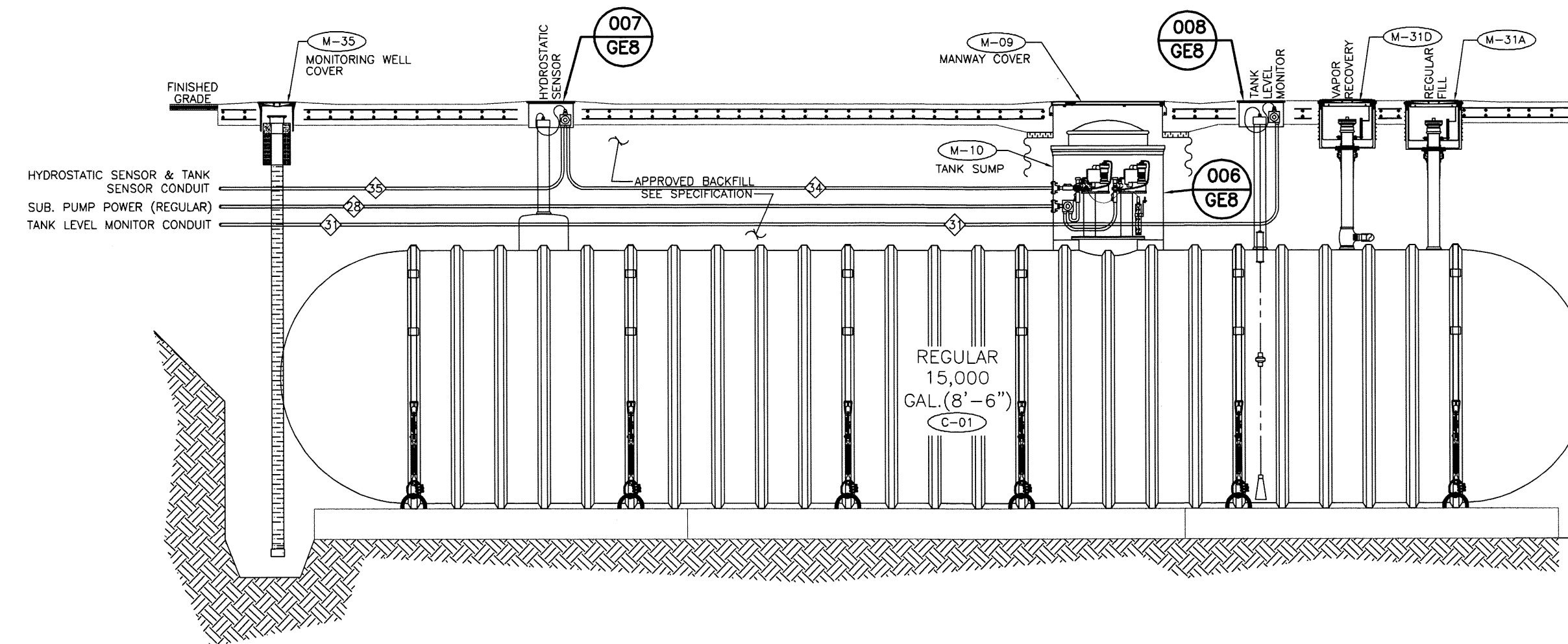
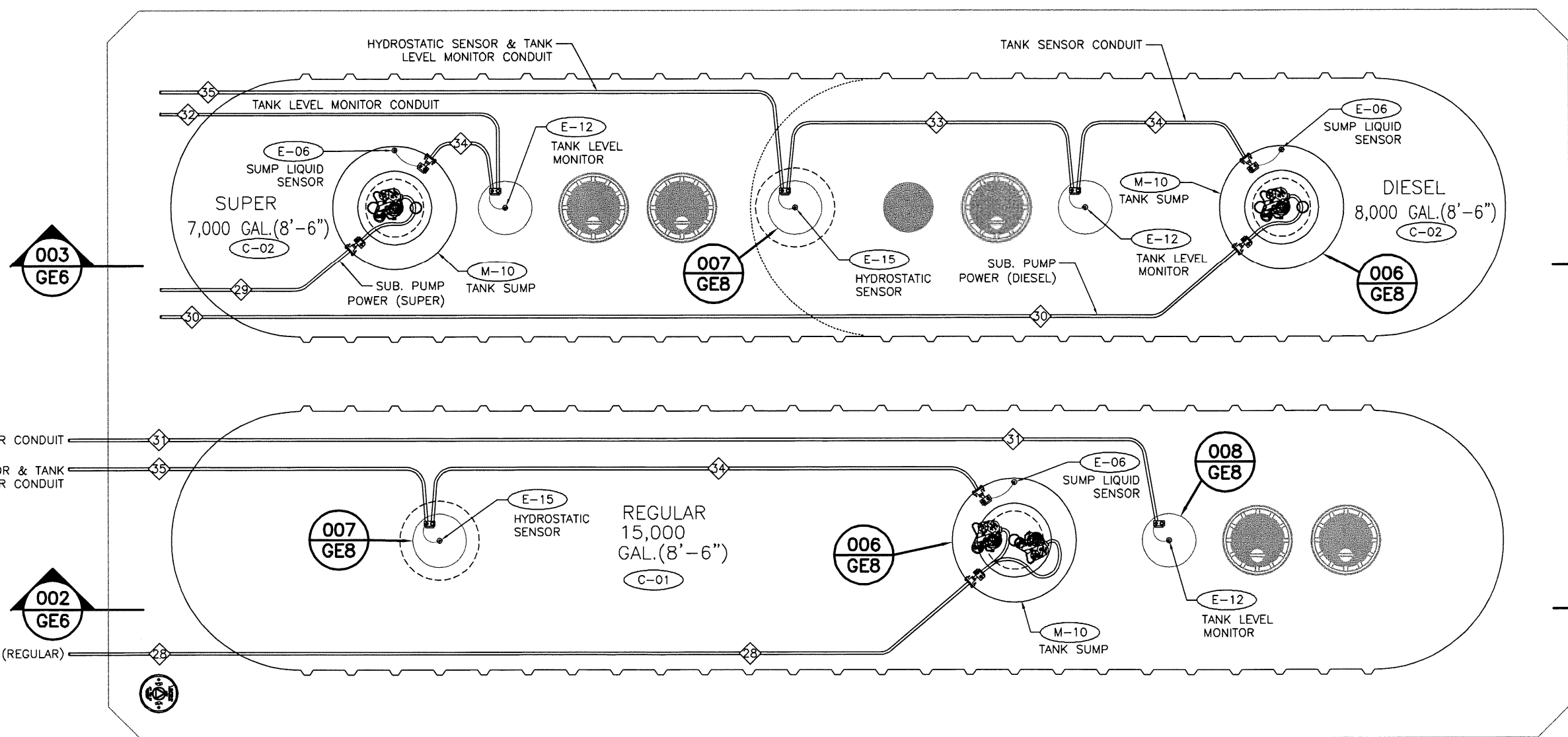


- SUPERSEDES ALL PREVIOUS ISSUES
- APPROVED FOR CONSTRUCTION
- PRELIMINARY-NOT FOR CONSTRUCTION
- ISSUED TO: \_\_\_\_\_


DATE \_\_\_\_\_



CONDUIT SCHEDULE			
INDIVIDUAL CONDUIT RUNS		INDIVIDUAL CONDUIT RUNS	
No.	USE	CONDUIT SIZE	WIRE SIZE
1	- DISPENSER SUMP SENSOR - HOME RUN	(1" ø)	4PR. #18 AWG INDIVIDUALLY SHIELDED
2	- DISPENSER SUMP SENSOR - IN LINE	(1" ø)	4PR. #18 AWG INDIVIDUALLY SHIELDED
3	- DISPENSER NO. 1 POWER / DATA - HOME RUN	(1" ø)	8C. #12 AWG THHN
4	- DISPENSER NO. 2 POWER / DATA - HOME RUN	(1" ø)	8C. #12 AWG THHN
5	- DISPENSER NO. 3 POWER / DATA - HOME RUN	(1" ø)	8C. #12 AWG THHN
6	- DISPENSER NO. 4 POWER / DATA - HOME RUN	(1" ø)	8C. #12 AWG THHN
7	- DISPENSER NO. 5 POWER / DATA - HOME RUN	(1" ø)	8C. #12 AWG THHN
8	- DISPENSER NO. 6 POWER / DATA - HOME RUN	(1" ø)	8C. #12 AWG THHN
9	- DISPENSER NO. 7 POWER / DATA - HOME RUN	(1" ø)	8C. #12 AWG THHN
10	- DISPENSER NO. 8 POWER / DATA - HOME RUN	(1" ø)	8C. #12 AWG THHN
11	- DISPENSER NO. 1 SPARE / (CATS) - HOME RUN	(1" ø)	(1/4" PULL ROPE)
12	- DISPENSER NO. 2 SPARE / (CATS) - HOME RUN	(1" ø)	(1/4" PULL ROPE)
13	- DISPENSER NO. 3 SPARE / (CATS) - HOME RUN	(1" ø)	(1/4" PULL ROPE)
14	- DISPENSER NO. 4 SPARE / (CATS) - HOME RUN	(1" ø)	(1/4" PULL ROPE)
15	- DISPENSER NO. 5 SPARE / (CATS) - HOME RUN	(1" ø)	(1/4" PULL ROPE)
16	- DISPENSER NO. 6 SPARE / (CATS) - HOME RUN	(1" ø)	(1/4" PULL ROPE)
17	- DISPENSER NO. 7 SPARE / (CATS) - HOME RUN	(1" ø)	(1/4" PULL ROPE)
18	- DISPENSER NO. 8 SPARE / (CATS) - HOME RUN	(1" ø)	(1/4" PULL ROPE)
19	- DISPENSER INTERCOM - HOME RUN	(1" ø)	4PR. #18 AWG UNSHIELDED TWISTED PAIR
20	- DISPENSER INTERCOM - IN LINE	(1" ø)	4PR. #18 AWG UNSHIELDED TWISTED PAIR
21	- CANOPY LIGHTING - HOME RUN	(1" ø)	12C. #12 AWG THHN
22	- FIRE SUPPRESSION - HOME RUN	(1" ø)	(1/4" PULL ROPE)
23	- CANOPY CAMERA - HOME RUN	(1" ø)	12C. #12 AWG THHN
24	- SPARE - HOME RUN	(1" ø)	(1/4" PULL ROPE)
25	-	-	-
26	-	-	-
27	-	-	-
28	-	-	-
29	-	-	-
30	-	-	-
31	-	-	-
32	-	-	-
33	-	-	-
34	-	-	-
35	-	-	-
36	-	-	-
37	-	-	-
38	-	-	-
39	-	-	-
40	-	-	-
41	-	-	-
42	-	-	-
43	-	-	-
44	-	-	-
45	-	-	-
46	-	-	-
47	-	-	-
48	-	-	-
49	-	-	-
50	-	-	-
51	-	-	-
52	-	-	-
53	-	-	-
54	-	-	-
55	-	-	-
56	-	-	-
57	-	-	-
58	-	-	-
59	-	-	-
60	-	-	-
61	-	-	-
62	-	-	-
63	-	-	-
64	-	-	-
65	-	-	-
66	-	-	-
67	-	-	-
68	-	-	-
69	-	-	-
70	-	-	-
71	-	-	-
72	-	-	-
73	-	-	-
74	-	-	-
75	-	-	-
76	-	-	-
77	-	-	-
78	-	-	-
79	-	-	-
80	-	-	-
81	-	-	-
82	-	-	-
83	-	-	-
84	-	-	-
85	-	-	-
86	-	-	-
87	-	-	-
88	-	-	-
89	-	-	-
90	-	-	-
91	-	-	-
92	-	-	-
93	-	-	-
94	-	-	-
95	-	-	-
96	-	-	-
97	-	-	-
98	-	-	-
99	-	-	-
100	-	-	-

REVISIONS

**MHF Design Consultants, Inc.**  
 44 Siles Road, Suite One  
 Salem, New Hampshire 03079  
 (603) 893-0720  
 ENGINEERS PLANNERS + SURVEYORS  
 www.mhfdesign.com



**IRVING**

DRAWN BY:	DESIGNED BY:
DSA	HS
SCALE:	APPROVED BY:
AS NOTED	
DATE:	PROPERTY NO.:
1/26/16	
CAD FILE: 3880 GEB.dwg	REF-BLK:
PLOTTED:	REF-BLK:

**IRVING OIL**  
 190 COMMERCE WAY  
 PORTSMOUTH, NH 03801

PROJECT:  
 393 COMMERCIAL STREET  
 PORTLAND, MAINE

SHEET TITLE:  
**TANK ELECTRICAL LAYOUT AND DETAILS**

PROJECT:	DRAWING NO.:	REVISION:
	<b>GEB6</b>	-

COMPANY SUPERVISOR AND CONTRACTOR TO VERIFY ALL MEASUREMENTS ON WORK OR AT SITE. THIS DRAWING IS THE PROPERTY OF IRVING OIL LTD. AND SHALL BE RETURNED ON COMPLETION OF WORK.

F:\Projects\CAD\388015\3880 GEB.dwg GEB 1/27/16 9:38am DSA