

Installation Wiring

DOB

1912251 - Commercial St - Portland, ME (heated) r1

DRAWING NUMBER RP1912251-2

SHIP DATE 11/14/2013

MODEL A1-D-250-G10

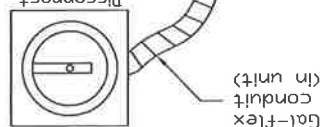
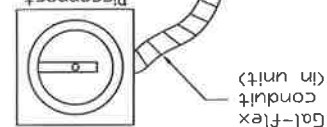
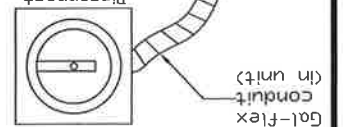
Installed Options

EMS Connections

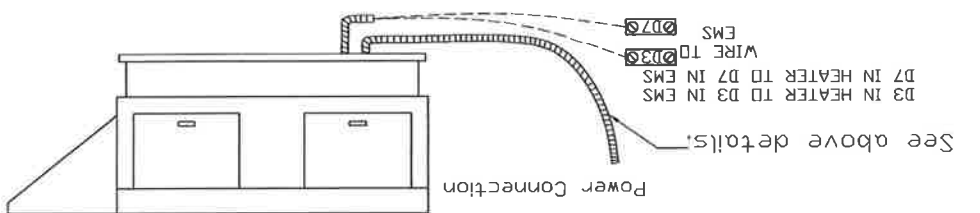
120 V 1 PH.

240 V 1 PH.

208/460/600 V 3 PH.



POWER FROM EMS (115V, 1 PHASE)  
CONNECT RD TO RHT IN EMS  
CONNECT WH TO M1 IN EMS



NOTES

- WIRE COLORS
- BK - BLACK
  - YV - YELLOW
  - BL - BLUE
  - GR - GREEN
  - GY - GRAY
  - BR - BROWN
  - DR - ORANGE
  - PR - PURPLE
  - RD - RED
  - PK - PINK
  - WH - WHITE