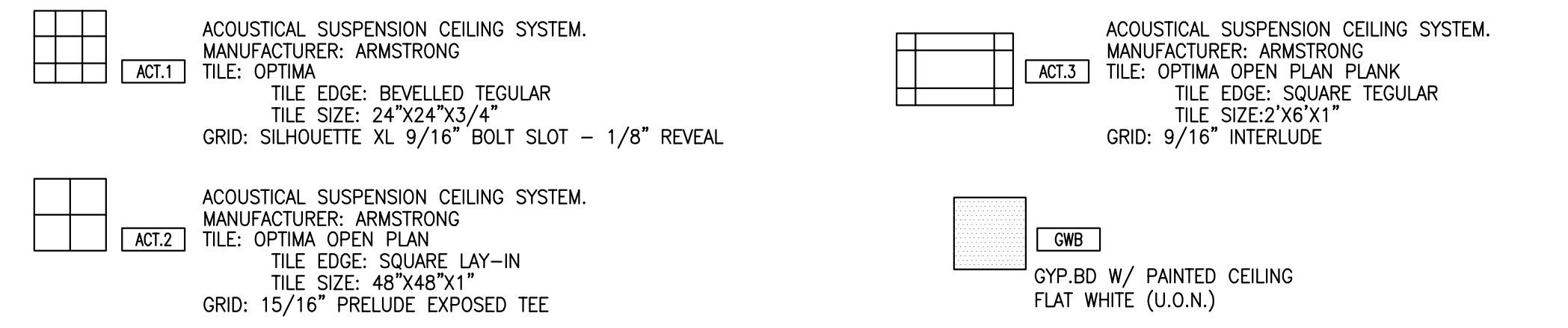
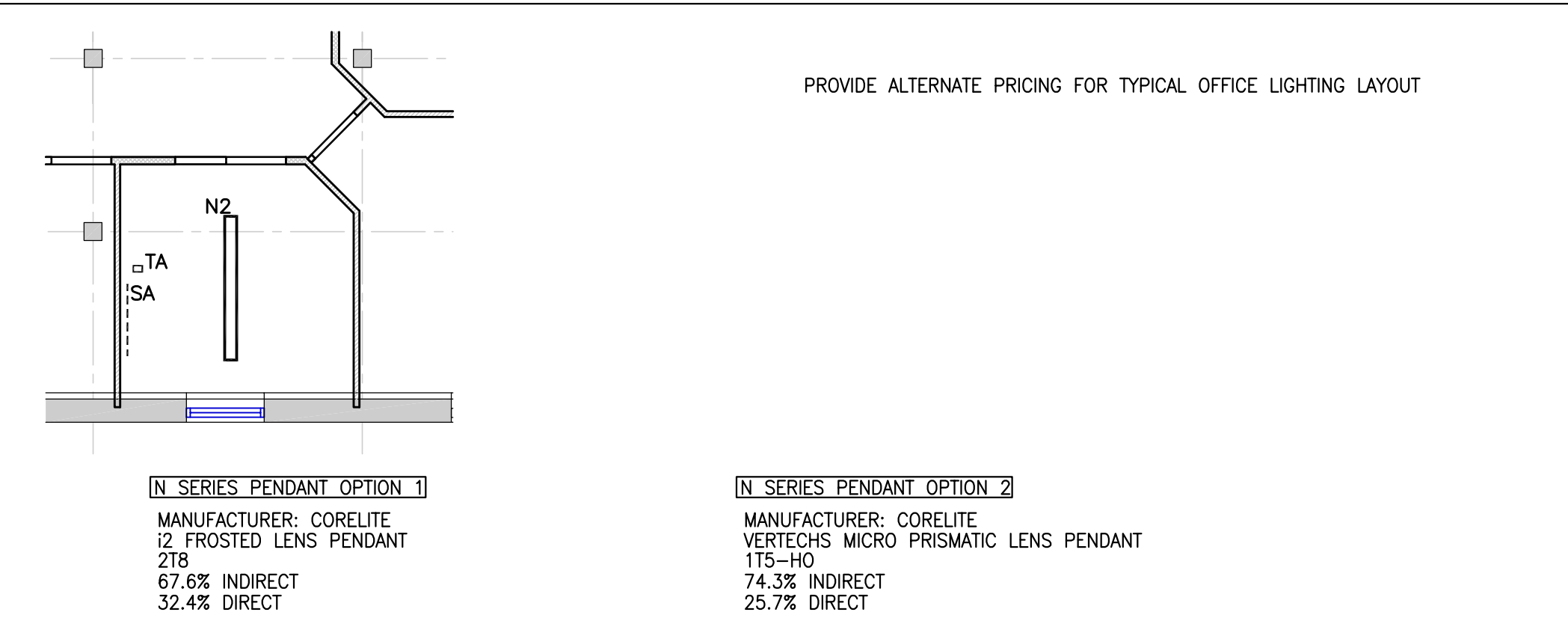


**CEILING LEGEND**



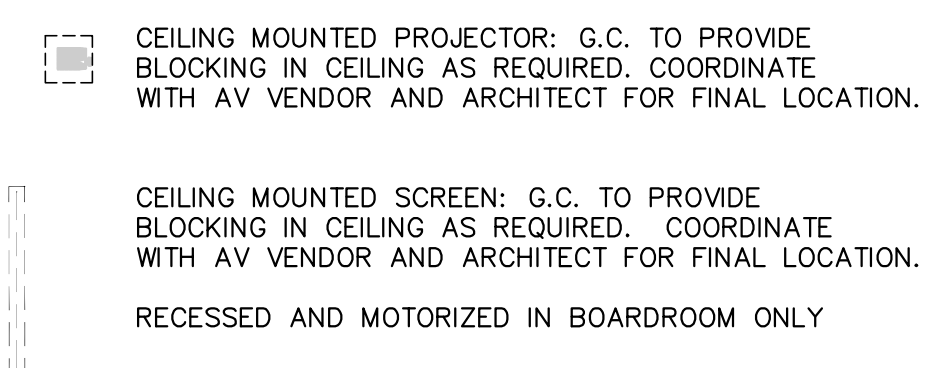
**ALTERNATES**



Luminaire Schedule															
Type	Description	Luminaire Manufacturer/ Catalog Number	Lamp Type	Lamp Quantity	Lamp Watts	Volts	Notes	Type	Description	Luminaire Manufacturer/ Catalog Number	Lamp Type	Lamp Quantity	Lamp Watts	Volts	Notes
N1	Pendant Indirect/ Direct 4' Open Area-20% Up/80% Down	Ledalite 7306-H11-G-X11-2-E-W	T9HO39K	1	54	277	Provide lengths as indicated on contract documents	B1	Recessed LED downlight	Omega OMBLED-27-UP/LED-SK-MD-CSS	LED	1	27	277	
N2	Pendant Indirect/ Direct 6' Open Area-20% Up/80% Down	Ledalite 7306-H11-G-X11-2-E-W	T9HO39K	1	54	277	Provide lengths as indicated on contract documents	B10	Recessed LED downlight	Omega OMBLED-27-UP/LED-SK-MD-CSS	LED	1	27	277	
N3	Pendant Indirect/ Direct 4' Office-60% Up/40% Down	Ledalite 7306-H11-N-X11-2-E-W	T9HO39K	1	54	277	Provide lengths as indicated on contract documents	B2	Recessed Downlight with decorative Glass Trim	Louis Ploeden S&L 11584-02-0342-2126-27V-VHT	GFTT39K	1	18	277	
N4	Pendant Indirect/ Direct 6' Office-60% Up/40% Down	Ledalite 7306-H11-N-X11-2-E-W	T9HO39K	1	54	277	Provide lengths as indicated on contract documents	B3	Recessed LED Showlight	Omega OMBLED-27-UP/LED-SK-MD-CSS	LED	1	27	277	
N5	Pendant Indirect	Birchwood HAN-125-CSS-TS-CR06-2-EB-SC-SIC/CSA-441126-LUP-SCR-CLDA-NC-CU-SC-MF	T9HO39K	1	28	277	Provide lengths as indicated on contract documents	B4	Not Used						
N6	Decorative Pendant in Toilets	Tech Lighting Echo 7807DE-CP-S-X-ICF277	T1039K	1	18	277	Color of Glass and metal finish by Architect	B5	Not Used						
R1	Decorative Pendant	Primalta OPTA-28-07340	GFTT193K	1	42	277		B6	3" Square recessed lensed downlight	Tech Lighting E35-F-8-C30-G-NM-277	GMHMR-16	1	20	277	
R2	Decorative Pendant Corridors	Beta-Cabo 44-0830-C1	GFTT193K	1	42	277	Provide lengths as indicated on contract documents Provide Advance Mark X dimming	B7	3" Square recessed open adjustable downlight	Tech Lighting E35-F-8-C30-G-NM-277	GMHMR-16	1	20	277	
R2E	Decorative Pendant/Emergency Corridors	Beta-Cabo 44-0830-EM-C1	GFTT193K	1	42	277		B8	3" round LED downlight	Tech Lighting Element E38-F-8-L32-D-N	OMHMR-16	1	18	120	
R3	Decorative Round Pendant	Targetts Etnos-58-1-1058WCF2011-120-27V-30UP/DOWN	GFTT193K	10	55	120-27V	Color of housing to be selected by Architect	W1	Canitined Linear Wall Washer Corridor 4'	Birchwood KEL-125-848-19-HO-CR06-2-EB-B2-SIC/RAB-HA125-18-CPM27-SD-CCP-MF	T9HO39K	1	54	277	Provide lengths as indicated on contract documents
R4	Decorative Round Pendant	Targetts Etnos-49-1-1058WCF2011-120-27V-30UP/DOWN	GFTT193K	10	36	120-27V	Color of housing to be selected by Architect	W2	Canitined Linear Wall Washer Corridor 8'	Birchwood KEL-125-848-19-HO-CR06-2-EB-B2-SIC/RAB-HA125-18-CPM27-SD-CCP-MF/EXB-A-WD-TS-1-1-30-W-W-LV-1C-CC-DG	T9HO39K	1	54	277	Provide lengths as indicated on contract documents
R5	Decorative Glass Pendant	Ledalite Chopstick-7955-F11-Q-N-X6-1-2-E-X	T9HO	1	28	277	Color and suspension length by Architect. Provide run lengths as indicated on Contract Documents	W3A	Wall Sconce	LumexArt LTD-204-27V-AC					
R6	Decorative Pendant	Targetts Pousler Neos-11-5120NCF-01046-3-12-27V-30XX	GFTT193K	1	32	120-27V	Color of housing and trim by Architect	W5A	Stack Mounted Linear downlight	Birchwood KEL-125-848-19-HO-CR06-2-EB-B2-SIC/STK55-481-125-SA-C2AP-MF-CU	T9HO39K	1	54	277	Provide lengths as indicated on contract documents Stack Mount extension arm to be straight with 30° extension
R7	Linear LED Wall Gazer	Pure Lighting SHK3-SPX-0XX	LED	Multi	20w/UF	277		W5B	Stack Mounted Linear downlight	Birchwood KEL-125-848-19-HO-CR06-2-EB-B2-SIC/STK55-481-125-SA-C2AP-MF-CU	T9HO39K	1	54	277	Provide lengths as indicated on contract documents Stack Mount extension arm to be straight with 42° swivel
R8	Decorative Pendant	Inter-Lux/Strong Little Bit XLB-N8-ANS-GWS-10	LED	Multi	6	120	Provide remote G-Tran power supply Q-Tran 4'	W6	Decorative Pendant	Birchwood KEL-125-848-19-HO-CR06-2-EB-B2-SIC/STK55-481-125-SA-C2AP-MF-CU	T9HO39K	2	54	277	Provide lengths as indicated on contract documents Provide extruded ballast housing
TA	LED Table Lamp Office Desk	Primalta DL-0V-S-WB-S-P3-9W	LED	Multi	6	120		W11	Wall mounted up/down valence-2'	Inter-Lux/Schmitz Slim 18137-25	T939K	1	14	277	
SA	LED Under Cabinet-2'	Finelite UC-6W-S	LED	Multi	6	120		W12	Wall mounted up/down valence-4'	Inter-Lux/Schmitz Slim 18137-25	T939K	1	28	277	Provide 4' fabric
S1	Recessed High Efficiency Recessed 2x4	Ledalite Shine-332-01-B1415A-1-2-E	T939K	2	54	277	Provide run lengths as indicated on drawings behind base mirrors on all four sides	T1	Wall Mounted Track	Tech Lighting 700MMDS-S700MMA-S/XX	LED	1	9.3	120/12	Provide run lengths and all necessary track components, including power leads, connectors, etc for a complete system. Connect to remote power supply.
A2	Recessed High Efficiency Recessed 2x2	Ledalite Shine-332-01-B1410S-1-2-E	T939K	1	40	277	Provide Power Supply as required for lengths as indicated on contract documents	T2	Track Head	Tech Lighting Geny 700MMGRS-S700AS-CH140U/MR16	LED	1	9.3	120/12	Provide quantity of Track Heads as indicated on contract documents
A2D	Recessed High Efficiency Recessed 2x2	Ledalite Shine-332-01-B1410S-7-2-E	T939K	1	40	277	Provide Advance Mark X dimming ballast	T3	Track Head Monopoint	Tech Lighting Cam Head 700-F-36-S-700ADK-CH140U/MR16	LED	1	9.3	120/12	Provide quantity of Track Heads as indicated on contract documents
A5	Recessed Linear Lensed Sixty wide/long Conference 6'	Primalta E&L-2750-XX6F-277-20W	T9HO39K	2	54	277	Provide Advance Mark X dimming ballast	EX	Pleniglass Exit	Alco RQD-LED-KARIG-02A-S/SS	LED	Multi	5	120/277	Provide faces and chevrons as indicated on contract documents
LC5	Pre-Set dimming/shade control Conference	Crestron Lux-CLS Series													

**CEILING NOTES:**

- TYPICAL HEIGHT: REFER TO THE CEILING PLAN. G.C. TO COORDINATE WITH ARCHITECT FOR REQUIRED CLEARANCES FOR LIGHTING, HVAC, SPRINKLER, ETC.
- FOR FURTHER INFORMATION ON LIFE SAFETY SYSTEMS REFER TO THE ELECTRICAL AND FIRE PROTECTION DRAWINGS.
- THE GENERAL CONTRACTOR SHALL RELOCATE EXISTING TO BE REUSED VAV BOXES AS NEEDED WHERE FLOOR TO SLAB SOUND PARTITIONS ARE LOCATED AND AS REQUIRED ON ENGINEERING DOCUMENTS. ALL REQUIRED RAISED CEILING AREAS (IE - COVES, ETC) SHALL BE COORDINATED BY THE G.C. AND SHALL HAVE ALL HVAC, PIPING, ETC. MOVED AS NEEDED. COORDINATE THIS WORK WITH THE BUILDING RULES AND REGULATIONS.
- COORDINATE ALL SWITCHING WITH ELECTRICAL PLANS. ALL VARYING LIGHT FIXTURE TYPES SHALL BE SWITCHED SEPARATE, UNDER SINGLE COVER PLATE.
- IT IS THE RESPONSIBILITY OF THE G.C. AND ALL RELATED SUBS TO MAKE SURE ALL ITEMS ARE REMOVED AND RELOCATED AS NEEDED TO ACCOMMODATE REQUIRED CEILING HEIGHT AND LIGHTING CLEARANCES. THE CONTRACTOR SHALL FIELD VERIFY THE PREMISES AND VERIFY ALL CLEARANCES AS REQUIRED FOR ALL LIGHTING FIXTURES BEFORE PROCEEDING WITH ANY INSTALLATION. REPORT ANY DISCREPANCIES TO THE ARCHITECT, IF NECESSARY CHANGE SPECIFIED FIXTURE TO SHALLOW PLENUM TYPE WHERE CLEARANCE ISSUES MAY OCCUR AT NO ADDITIONAL COST TO TENANT.
- LEVEL CEILING TO WITHIN 1/8" IN 12 FEET IN ANY DIRECTION. LEVEL WITH HANGER WIRE TAUT AND PLUMB, WITHOUT KINKING OR BENDING HANGER WIRES. CEILING HEIGHT SHALL MATCH EXISTING BLDG STANDARD.
- SPRINKLER CONTRACTOR SHALL MODIFY AND/OR RELOCATE SPRINKLER MAINS, BRANCHES AND HEADS TO COORDINATE WITH ARCHITECTURAL REFLECTED CEILING PLANS AND MECHANICAL AIR DISTRIBUTION PLANS TO PROVIDE COVERAGE PER TENANT SPECIFICATIONS. CENTER HEADS IN 2x2 TILE - TYP.
- REFERENCE ENGINEERING DRAWINGS FOR EXIT SIGN, STROBES, T-STATS AND SPRINKLER LOCATIONS - VCA SHALL APPROVE ALL LOCATIONS PRIOR TO INSTALLATION. ALL SWITCHING, T-STATS AND STROBES SHALL ALIGN VERTICALLY.
- IT IS THE RESPONSIBILITY OF THE G.C. AND ALL RELATED SUBS TO MAKE SURE ALL LIGHT FIXTURES ARE ORDERED WITH THE PROPER TRIMS PER THE REQUIRED CEILING TYPE. ALL ELECTRICAL SUBS SHALL RECEIVE ARCHITECTURAL DOCUMENTS AS WELL AS ENGINEERING AND BOTH ARE TO BE INCLUDED IN TOTAL PRICE FOR THIS PROJECT. THE G.C. WILL BE RESPONSIBLE TO COORDINATE ANY DISCREPANCIES BETWEEN DOCUMENTS PRIOR TO FINAL BIDS.
- AT ALL LOCATIONS FOR THE EXISTING PERIMETER BLDG STD WINDOW TREATMENT SHALL BE REMOVED, CLEANED, STORED AND REPAIRED AS NEEDED. REINSTALL PRIOR TO PROJECT COMPLETION.
- ALL ACT CEILING SHALL BE ACT-2 U.O.N.
- ALL EXISTING GWB CEILING SOFFIT (HORIZONTAL AND VERTICAL SURFACE) SHALL RECEIVE NEW PAINT FINISH, G.C. TO PREPARE/ REPAIR SURFACE.



**VISNICK & CAULFIELD ASSOCIATES, INC.**  
 500 BOSTON STREET - 2ND FLOOR  
 PORTLAND, ME 04101  
 PH: 617.487.0890 FX: 617.487.0888

**PIERCE ATWOOD WATERFRONT PORTLAND, MAINE**

**LIGHTING PLAN FLOOR 2**

SCALE: 1/8"=1'-0"  
 DATE: 09.23.10

DRAWING NO. **A-4.2**