MAIN CHIMNEY RESTORATION

AT MAIN CHIMNEY IN NORTHWEST CORNER, PROVIDE THE FOLLOWING:

1. REBUILD TO 4'-0" OF CHIMNEY TOP.
2. PROVIDE CAP & SEAL CHIMNEY TOP.
3. BRICK INFILL AT BASE BREECHING AREA, SIDE PENETRATION, & FRONT OPENING.
4. REPOINT REMAINDER.

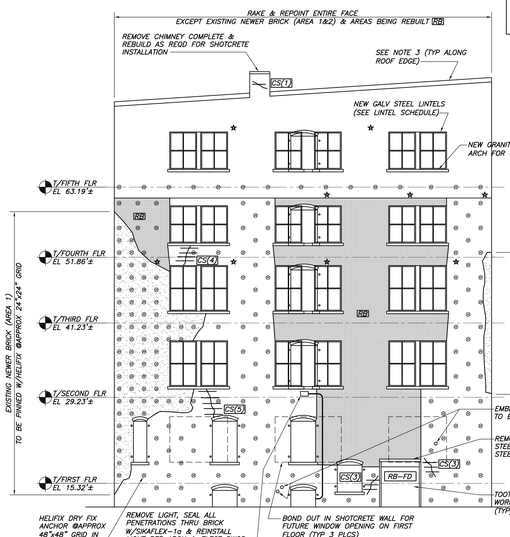

SOUTHEAST ELEVATION

1/8"=1'-0"

NOTE:

1. SE WALL WILL RECEIVE CONCRETE SHOTCRETE REINFORCEMENT ON ENTIRE INSIDE FACE. REFER TO OTHER DWGS IN THIS SET FOR DETAILS.

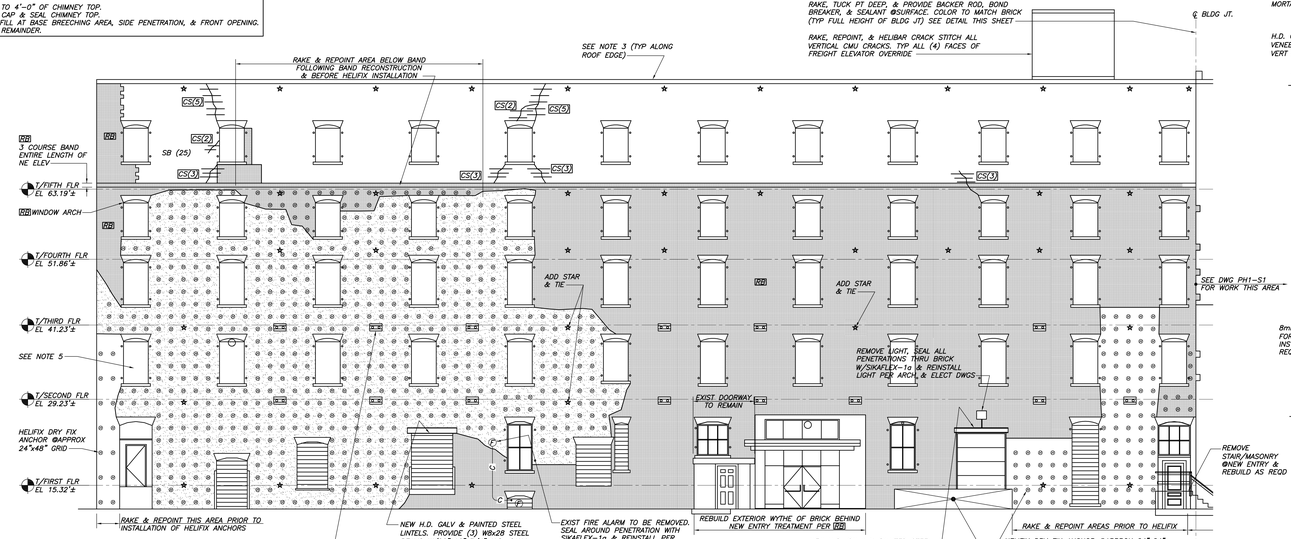

NORTHEAST ELEVATION

1/8"=1'-0"

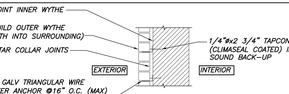

TYP OUTER WYTHE REBUILDING DETAIL

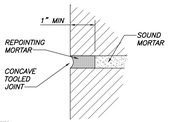

NOTES:

1. RAKE EXIST MORTAR BACK TO SOUND MORTAR BUT NOT LESS THAN 1" IN DEPTH.
2. DO NOT DAMAGE EXISTING MASONRY.
3. REPOINTING MORTAR COLOR SHALL BE APPROVED BY ARCH & OWNER.
4. REFERENCE THE PROJECT SPECIFICATIONS FOR ADDITIONAL REQUIREMENTS

TYPICAL REPOINTING DETAIL

N.T.S

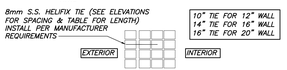

TYP HELIFIX WYTHE REPINNING DETAIL

HELIFIX WYTHE PINNING PROCEDURE:

1. AREAS SHOWN ON THE DRAWINGS TO BE REINFORCED BY MEANS OF A "HELIFIX DRYFIX PINNING" TECHNIQUE SHALL UTILIZE THE 8mm HELIFIX 304 STAINLESS STEEL HELICAL ROD AS MANUFACTURED BY HELIFIX NORTH AMERICA, 110 MAPLECRETE ROAD, CONCORD, ONTARIO, CANADA, 888-992-9989. REFERENCE MANUFACTURER FOR PROCEDURE.
2. PATCH HOLES WITH PATCHING MORTAR TO MATCH BRICK COLOR.

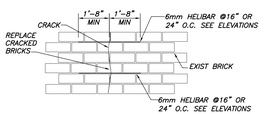

TYP HELIBAR CRACK STITCHING DETAIL

HELIBAR CRACK STITCHING PROCEDURE:

1. SPLIT AND CRACKED SECTIONS OF MULTI-WYTHE MASONRY SHOWN ON THE DRAWINGS TO BE REINFORCED BY MEANS OF A "CRACK STITCHING" TECHNIQUE SHALL UTILIZE THE 6mm HELIBAR 304 STAINLESS STEEL HELICAL ROD AS MANUFACTURED BY HELIFIX NORTH AMERICA, 110 MAPLECRETE ROAD, CONCORD, ONTARIO, CANADA, 888-992-9989.
2. RAKE OUT OR SAWCUT SLOTS IN THE HORIZONTAL MORTAR JOINTS A MINIMUM OF 20 INCHES EITHER SIDE OF THE CRACK TO THE DEPTH OF 1 1/2 – 2 INCHES.
3. CLEAN OUT THE JOINTS WITH COMPRESSED AIR OR WATER PRIOR TO THE INSTALLATION OF THE CEMENTITIOUS GROUT.
4. INJECT CEMENTITIOUS GROUT INTO THE BACK OF THE JOINT WITH A GROUT GUN.
5. PUSH THE 6mm HELIBAR INTO THE BACK OF THE JOINT. APPLY A BEAD OF GROUT OVER THE EXPOSED HELIBAR AND "IRON" INTO THE JOINT WITH A FINGER TROWEL.
6. REPOINT THE JOINT AND FILL THE VERTICAL CRACK WITH A BOND BREAKER AND URETHANE SEALANT SUCH AS SIKA-FLEX®-1a. MATCH COLOR.
7. WHERE THE DISTANCE FROM THE CRACK TO A TERMINATION POINT DOES NOT EXTEND 20 INCHES THE HELIBAR IS TO BE BENT 90° AND INSERTED INTO A 6mm DRILLED HOLE TO A DEPTH OF 3 – 4 INCHES PRIOR TO GROUTING.
8. WHERE A CRACK IS LESS THAN 20 INCHES FROM THE END OF A WALL THE HELIBAR SHOULD BE BENT AROUND THE CORNER AND BONDED INTO THE RETURN WALL AT LEAST 6 INCHES.

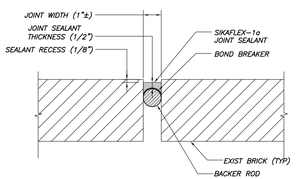

TYPICAL JOINT SEALANT REPLACEMENT DETAIL

GENERAL NOTES

1. SEE PHASE ONE & TWO DOCUMENTS FOR WORK ASSOCIATED WITH OTHER FACADE AREAS.
2. EXTENT OF WORK AT WINDOW JAMBS & U/S ARCHES TO BE DETERMINED FOLLOWING CMU INFILL REMOVAL.
3. REMOVE ALL MISC. FERROUS METAL, BOLTS, AND HARDWARE (WITH EXCEPTION OF SHUTTER PINS AND WALL TIES) AND PATCH.
4. RESET TOP COURSES OF BRICK AT TOP OF ALL WALLS. COORDINATE WORK WITH RE-ROOFING REQUIREMENTS. PROVIDE ALLOWANCE FOR REPOINTING/REBUILDING AREAS CONCEALED BY ROOFING.
5. INFILL ALL LOCATIONS WHERE BRICK WAS REMOVED FOR OBSERVATION.
6. NEW WINDOW OPENINGS. M.O. SIZES MATCH ADJACENT, EXIST OPENINGS. OPENING LOCATION ALIGNS W/EXIST OPENINGS. PROVIDE FULL DEPTH BRICK ARCH & GRANITE SILLS TO MATCH EXIST. REBUILD SURROUNDING MASONRY AS REQD TO CONSTRUCT OPENING. TOOTH IN JAMB BRICKS.
7. ALL ABANDONED STEEL ELEMENTS SHALL BE REMOVED OR CUT BACK A MINIMUM OF 2" FROM EXTERIOR FACE OF BUILDING. CLEAN AND SEAL WITH ICI/DEVOE PREPRIME 167. PRIME WITH ICI/DEVOE BARRUST 235. PATCH W/ BRICK AND OR JAHN PATCHING MORTAR.

LEGEND

RB	REBUILD OUTER WYTHE. RAKE & REPOINT BACK-UP WYTHE. ANCHOR NEW OUTER WYTHE TO SOUND BRICK PER TYP DETAIL & SPECIFICATIONS. REBUILD WITH SOUND SALVAGED BRICK AND/OR WITH NEW BRICK APPROVED BY OWNER. TOOTH REBUILD INTO SURROUNDING MASONRY.
RB-FD	IN ADDITION TO REBUILDING OUTER WYTHE AS NOTED ABOVE, PROVIDE NEW CMU BACK UP. CMU WYTHES TO BE COMPRISED AS REQUIRED TO MATCH EXIST WALL WIDTH. PROVIDE HORIZONTAL JOINT REINFORCEMENT AT 16" O.C. VERTICAL. GROUT CMU SOLID & TOOTH INTO SURROUNDING MASONRY.
SB (#)	EXCESSIVELY SPALLED, OR CRACKED BRICK REQUIRING REPLACEMENT. "(#)" INDICATES QUANTITY TO BE REPLACED IN VICINITY OF MARK. CARRY 25% CONTINGENCY TO QUANTITY SHOWN.
	AREA OF EXISTING REPOINTED BRICK NOT REQUIRING NEW REPOINTING.
(R)	HELIFIX 8MM STAINLESS STEEL DRYFIX MASONRY REPAIR PER TYPICAL DETAIL AND SPECIFICATIONS AT SPACING SHOWN ON ELEVATIONS.
CS(#)	HELIBAR 6MM STAINLESS STEEL CRACK STITCH PER TYPICAL DETAILS AND SPECIFICATIONS. "(#)" INDICATES QUANTITY PER LOCATION. "CNR" INDICATES TIE TO BE BENT AROUND CORNER.
EP	CRACK TO BE EPOXY INJECTED WITH HILTI CI 060 CRACK INJECTION OR PRE-APPROVED EQUIVALENT. ((P)) INDICATES CRACK TO BE EPOXIED WHEN CMU INFILL IS REMOVED -WORK NOT INCLUDED IN THIS PHASE.
WI	EXISTING CMU INFILL BELOW SECOND FLOOR. REPOINT ANY OPEN JOINTS, SEAL CRACKS, AND PAINT CMU WITH THOROSEAL PAINT. SUBMIT PRODUCT DATA AND COLOR FOR OWNER APPROVAL. PAINT AFTER FINAL MASONRY CLEANING. WORK AT UPPER CMU INFILL NOT INCLUDED IN THIS PHASE.
○	EXISTING SHUTTER PIN. REMOVE RUST SCALE, PRIME WITH RUST-INHIBITIVE ALKYD PRIMER AND TOP COAT WITH BLACK ENAMEL. SUBMIT PRODUCT DATA AND COLOR FOR OWNER APPROVAL.
SP-B	BROKEN SHUTTER PIN. ADD 1/2 BRICK AND CLEAN AND PAINT REMAINDER.
L-1	REMOVE AND REPLACE OUTER LINTEL WITH H.D. GALV W8x24. PROVIDE 8" BEARING EACH SIDE. PROVIDE 3/8" WEB STIFFENERS EACH SIDE OF WEB, EACH END, OVER CENTER OF BEARING. PROVIDE 1/2" GALV. BEARING PLATE. PROVIDE NEW LEAD FLASHING OVER LINTEL. EXPOSE INNER LINTELS FOR REVIEW BY ENGINEER.
☆	CAST IRON STAR MEDALLION WALL TIE. WORK ASSOCIATED WITH CLEANING, PAINTING, AND TIGHTENING IS NOT INCLUDED IN THIS PHASE. (EXCEPT AS NOTED)
G —G—	EXISTING GAS UTILITY/PIPING. COORDINATE WORK WITH MEP AS REQUIRED TO FACILITATE MASONRY WORK. INFILL AREAS WHERE BEING REMOVED/RELOCATED.
E	EXISTING ELECTRIC UTILITY. COORDINATE WORK WITH MEP AS REQUIRED TO FACILITATE MASONRY WORK. INFILL AREAS WHERE BEING REMOVED/RELOCATED.
—C—	EXISTING CONDUIT. COORDINATE WORK WITH MEP AS REQUIRED TO FACILITATE MASONRY WORK. INFILL AREAS WHERE BEING REMOVED/RELOCATED.
(F)	EXISTING FIRE UTILITY/SPRINKLER. COORDINATE WORK WITH MEP AS REQUIRED TO FACILITATE MASONRY WORK. INFILL AREAS WHERE BEING REMOVED/RELOCATED.
—DS—	EXISTING DOWNSPOUT. COORDINATE WORK AT THIS AREA WITH ARCH AND OWNER.

NOT FOR CONSTRUCTION
PERMIT SET
09/23/10

STATE OF MAINE PAUL B. BECKER NO. 6994 LICENSED

Blais Civil Engineers, PA
780 Broadway
South Portland, ME 04106
T. 207.767.7300
sblaise@blaisecc.com

Bartlett Design
942 Washington Street
Bath, ME 04530
T. 207.443.5447 F. 207.443.5560
bartdes@blazenetme.net

Mechanical Systems Engineers
Royal River Center, Unit #10
10 Forest Falls Drive, Yarmouth, ME 04096
T. 207.846.1441 F. 207.846.1443

Carroll Associates Landscape Architects
217 Commercial Street, Suite 200
Portland, ME 04101
T. 207.772.1552 F. 207.0712

Becker Structural Engineers, Inc.
75 York Street, Portland, ME 04101
T. 207.879.1838 F. 207.879.1822
www.beckerstructural.com

Winton Scott Architects, PA
5 Milk Street, Portland, ME 04101
207.774.4811
www.wintonscott.com

REV #	DATE	DESCRIPTION

Renovations To:

CUMBERLAND COLD STORAGE BUILDING

Merrill's Wharf, Portland, Maine

FACADE RESTORATION

S4.0

9. 23. 2010