

Direct Fired Heater Wiring

DRAWING NUMBER DF1912251-2

SHIP DATE 11/14/2013

MODEL AI-D-250-G10

1912251 - Commercial St - Portland, ME (heated) r1

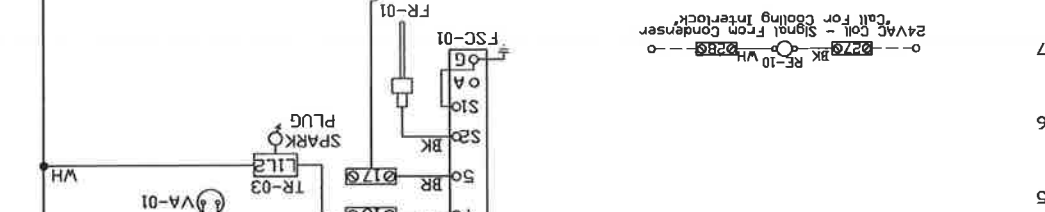
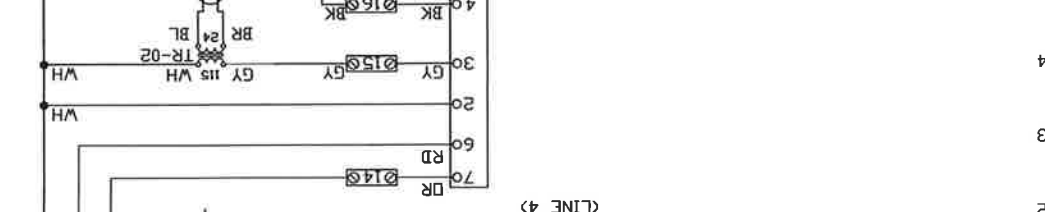
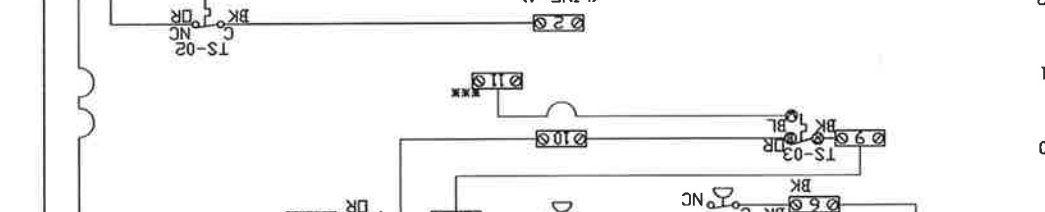
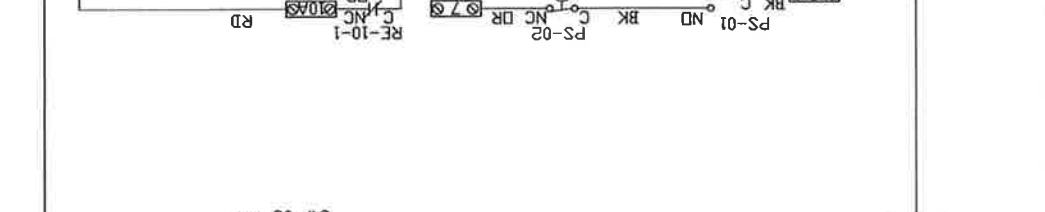
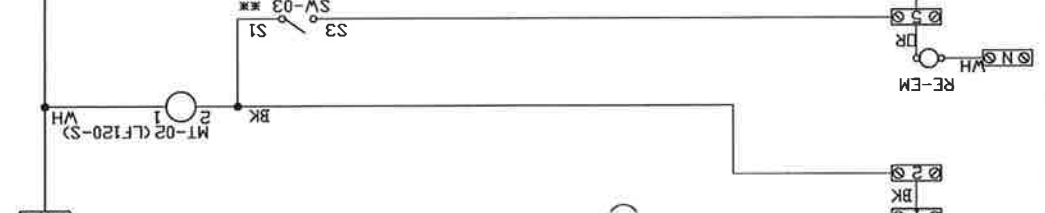
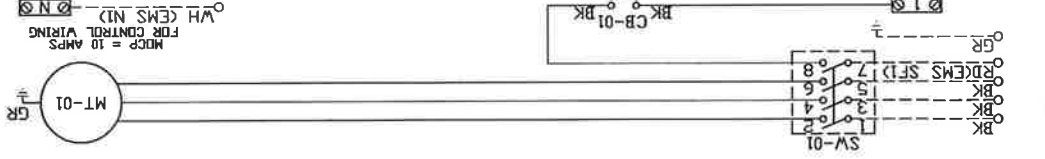
ATTENTION ELECTRICIAN  
 DROP FOR DISCONNECT CONNECTION  
 IS FACTORY SUPPLIED  
 CONNECT POWER TO THE DROP

WIRE TUB  
 YW C-IND  
 RE-EM-1

Installed Options  
 Motorized Back Draft Damper  
 Discharge Temp. Control  
 EMS Wiring

24V AC Interlock Relay

Component Identification  
 Label Description Location  
 CB-01 Circuit breaker (Camp) 138



NOTES  
 ----- DENOTES FIELD WIRING  
 \*\*\* TERMINALS S4 AND S6 USED ON NF & AF SERIES ACTUATORS \*\*\*  
 \*\* TERMINAL 11 PROVIDES COOLING CONNECTION

ELECTRICAL INFORMATION  
 MOTOR CIRCUIT MCA: 2.0A  
 CONTROL CIRCUIT MOP: 15A  
 MOTOR CIRCUIT MOP: 15A  
 CONTROL CIRCUIT MOP: 15A

SUPPLY  
 MOTOR INFO 15HP-208V-3P-47FLA

TS-05	Discharge Air Sensor	1210
TS-03	Intake Air Sensor	1100
TS-02	High temp limit switch	1100
TR-04	Power transformer(20v)	1170
TR-03	Pilot transformer(20v)	1140
TR-02	Power transformer(20v)	1120
TR-01	Power transformer(20v)	1080
SV-03	Damper end limit switch	140
SV-01	Main disconnect switch	120
RE-EM	EMS Relay	11850
RE-10	AC Interlock Relay	1100171
PS-02	High Airflow Switch	150
PS-01	Low Airflow Switch	150
MT-03	Damper motor	120
MT-02	Supply motor	120
MA-01	Modulating amplifier	1190
FR-01	Flame FSC	111-140
CB-01	Circuit breaker (Camp)	138

WIRE COLOR  
 BK-BLACK  
 GR - GREEN  
 WH - WHITE  
 RD - RED  
 YW - YELLOW  
 DR - DRANGE  
 PR - PURPLE  
 PK - PINK  
 GR - GRAY  
 BR - BROWN  
 DR - DRANGE  
 PR - PURPLE