

UNIT	EVAPORATIVE CONDENSER	
MODEL #	LSC-135E	SCALE N.T.S.

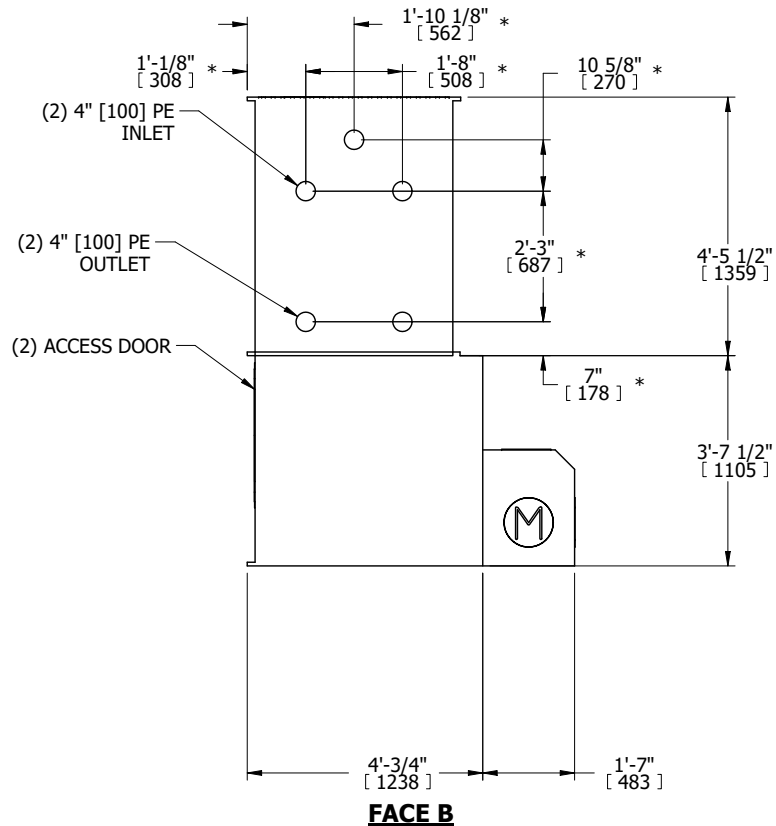
EVAPCO, INC.



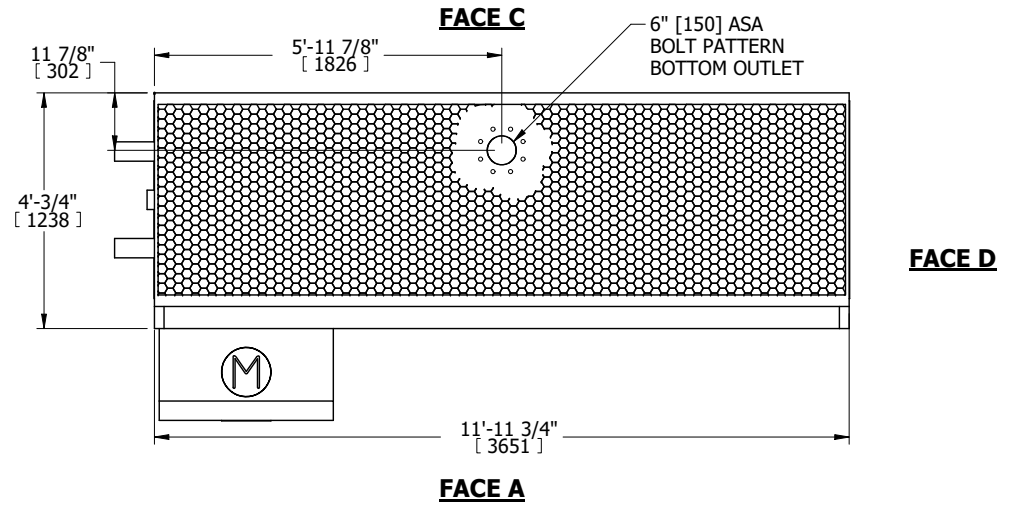
DWG. #	WLE041208-DRC-002	REV.	-
SERIAL #	17-814777	DATE	5/2/2017

- NOTES:
- (M)- FAN MOTOR LOCATION
 - MPT DENOTES MALE PIPE THREAD
FPT DENOTES FEMALE PIPE THREAD
BFW DENOTES BEVELED FOR WELDING
GVD DENOTES GROOVED
FLG DENOTES FLANGE
PE DENOTES PLAIN END WITH PLUG
CLOSURE FOR NITROGEN CHARGE
 - +UNIT WEIGHT DOES NOT INCLUDE ACCESSORIES (SEE ACCESSORY DRAWINGS)
 - 3/4" [19mm] DIA. MOUNTING HOLES. REFER TO RECOMMENDED STEEL SUPPORT DRAWING
 - DIMENSIONS LISTED AS FOLLOWS: ENGLISH FT IN [METRIC] [mm]
 - * - APPROXIMATE DIMENSIONS DO NOT USE FOR PRE-FABRICATION OF CONNECTING PIPING
 - HEAVIEST SECTION IS COIL SECTION
 - THE SPRAY PUMP SHOULD BE SIZED FOR 245 gpm [15.4 l/s] AND 1.5 psi [10.3 kPa] AT THE INLET CONNECTION(S)
 - VENT PROVIDED ON CLOSED CIRCUIT COOLERS ONLY

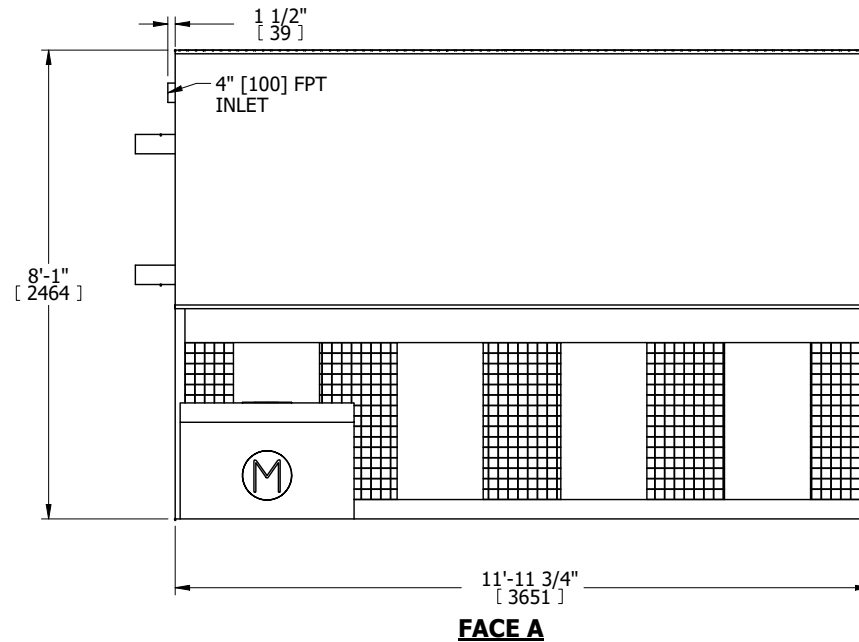
**FACE B
PLAN VIEW**



FACE B



FACE A



FACE A

SHIPPING WEIGHT	5680 Lb+ [2576] Kg+	OPERATING WEIGHT	7180 Lb+ [3257] Kg+	HEAVIEST SECTION WEIGHT	3870 Lb+ [1755] Kg+	NO. OF SHIPPING SECTIONS	2	DRAWN BY:	JTG
-----------------	---------------------	------------------	---------------------	-------------------------	---------------------	--------------------------	---	-----------	-----