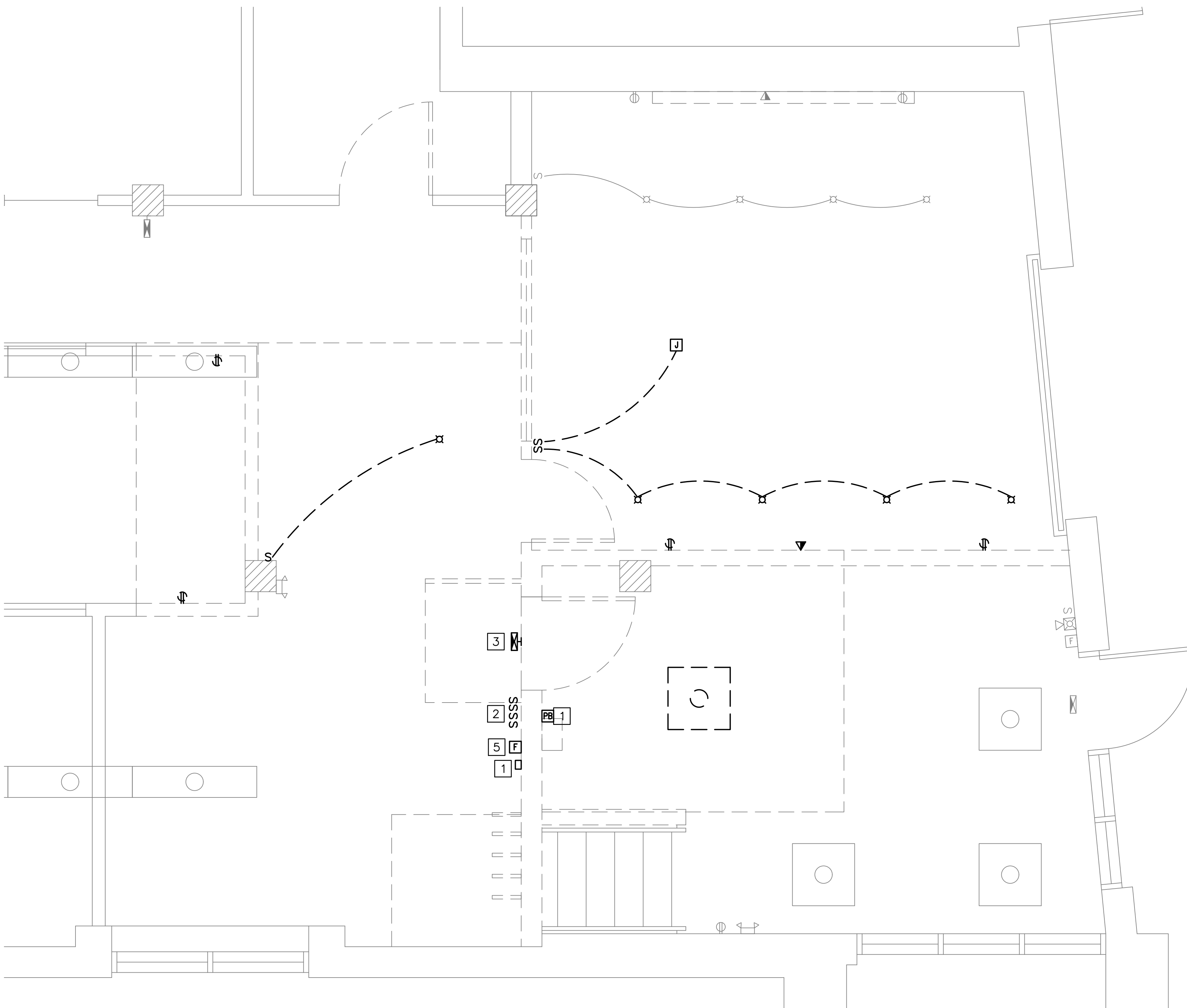
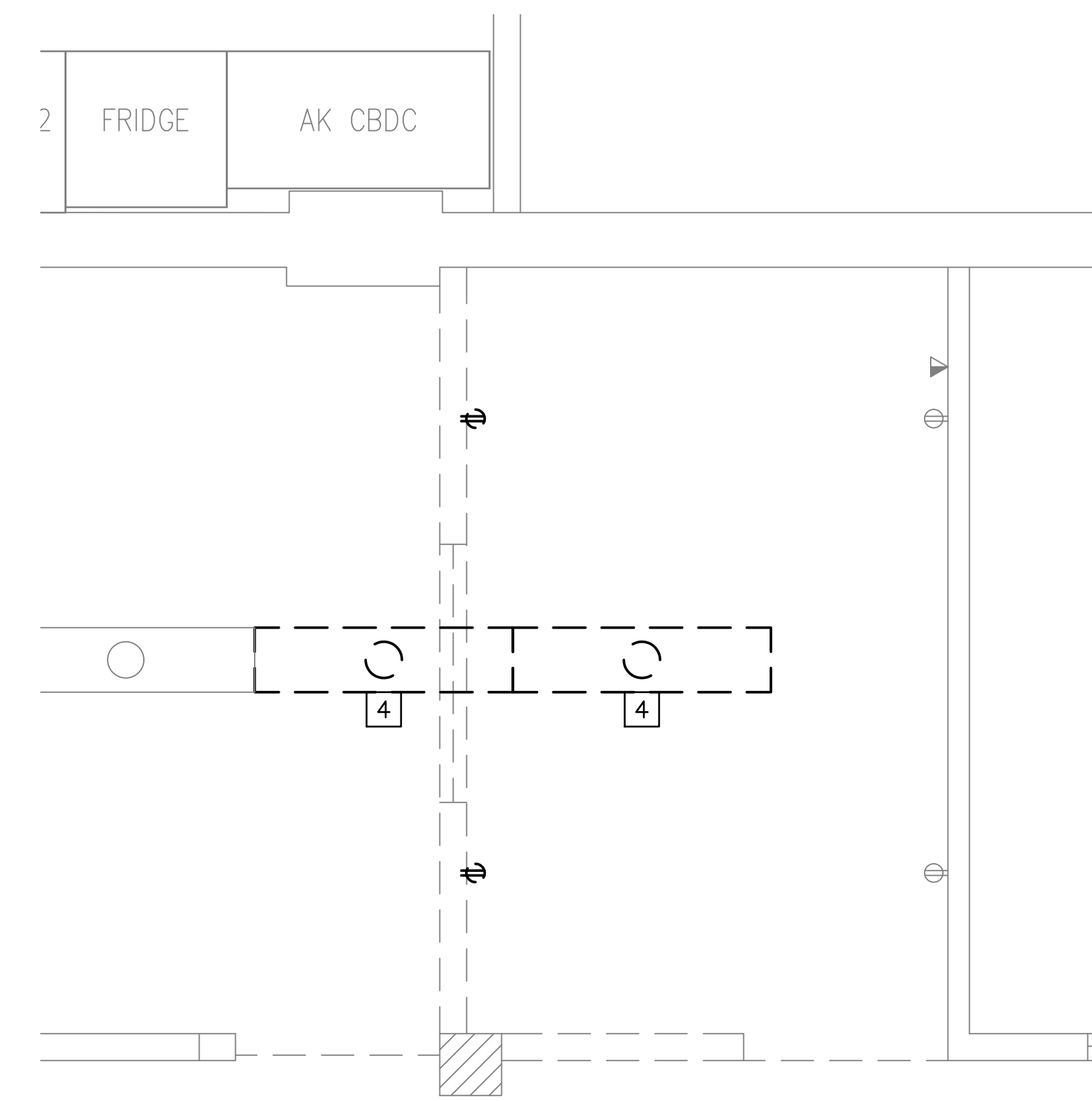


X:\262 Colby Company\262.002.001 - Office Renovation\2017 Drawings\Sheets\ED-101.dwg - 8/28/2017 11:34 AM - ZACH JONES



**A**  
ED-101 ELECTRICAL DEMO PLAN (ENTRANCE)  
SCALE: 1/2" = 1'-0"




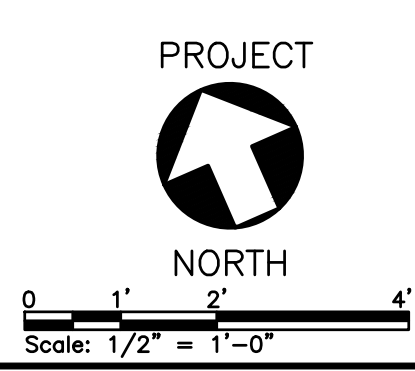
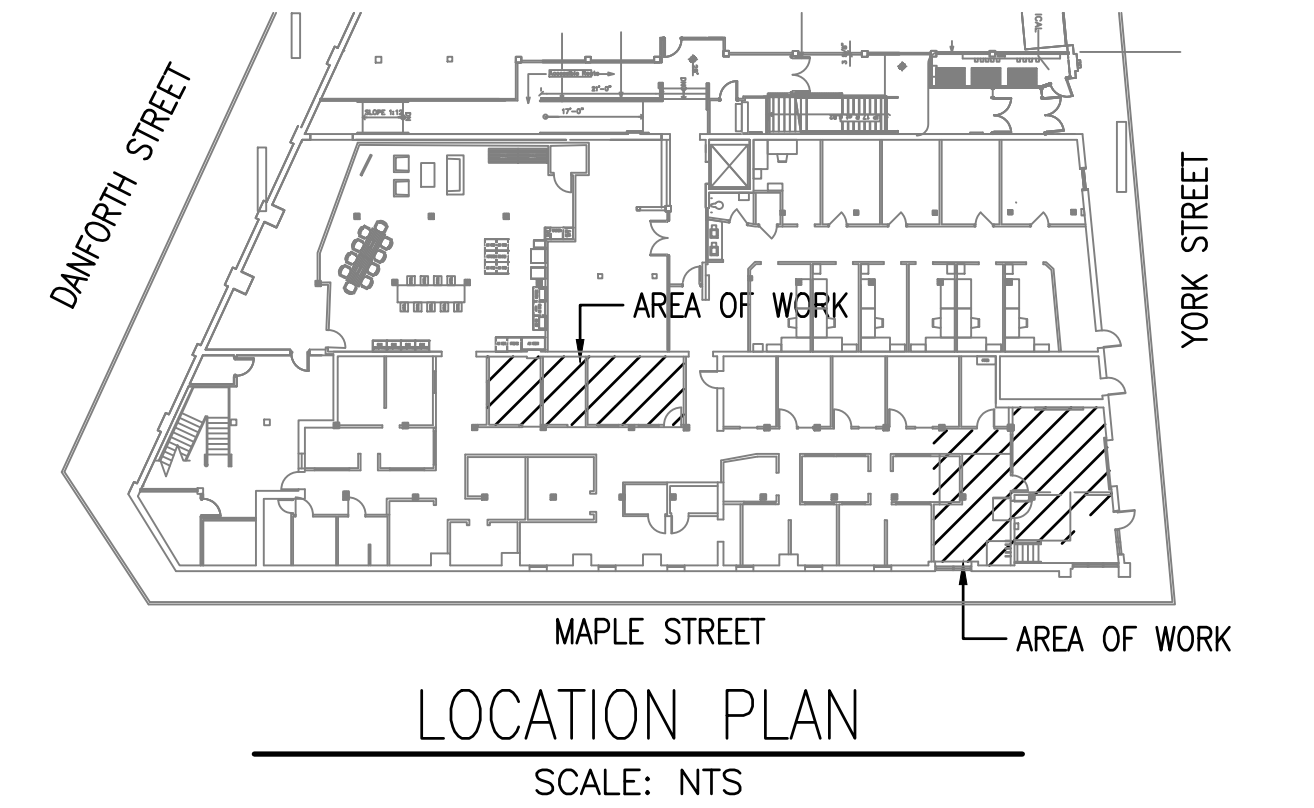
**B**  
ED-101 ELECTRICAL DEMO PLAN (OFFICE)  
SCALE: 1/2" = 1'-0"

- NOTES:**
- ALL WORK SHALL BE PERFORMED IN ACCORDANCE WITH NFPA-70, NATIONAL ELECTRICAL CODE (NEC) 2017.
  - REMOVE ALL ELECTRICAL EQUIPMENT COMPLETELY WHERE INDICATED. REMOVE ALL CIRCUIT CONDUCTORS, SWITCHES, LIGHTING FIXTURES AND MISCELLANEOUS APPLIANCES BACK TO ENERGIZING SOURCE OR JUNCTION BOX WHERE MULTIPLE EQUIPMENT IS POWERED.

- DEMOLITION KEYED NOTES:**
- RELOCATE DOOR BELL PUSH BUTTON AND RINGER. SEE SHEET E-101 FOR NEW LOCATION.
  - RELOCATE LIGHT SWITCHES TO NEW ENTRANCE. SEE SHEET E-102 FOR NEW LOCATION.
  - RELOCATE EXIT LIGHT TO NEW ENTRANCE. SEE SHEET E-102 FOR NEW LOCATION.
  - SALVAGE LIGHT FIXTURES FOR RE-USE IN NEW LIGHTING LAYOUT. SEE SHEET E-102.
  - RELOCATE FIRE ALARM PULL STATION. SEE SHEET E-101 FOR NEW LOCATION.


- LEGEND**
- 1x4 LIGHT FIXTURE
  - ⊠ DOWN LIGHT
  - EXIT SIGN, CEILING MOUNTED  
SHADING INDICATES SIGN FACE  
ARROW INDICATES EGRESS DIRECTION
  - EXIT SIGN, WALL MOUNTED
  - DUAL HEAD EMERGENCY LIGHT BATTERY PACK
  - S<sub>o</sub> SINGLE POLE TOGGLE SWITCH  
INDICATES CONTROLLED FIXTURE
  - Φ DUPLEX RECEPTACLE, NEMA 5-20R
  - J JUNCTION BOX
  - PB PUSH BUTTON STATION
  - ▼ COMBINATION VOICE/DATA SYSTEM OUTLET
  - F FIRE ALARM MANUAL PULL STATION
  - ⊠75 FIRE ALARM HORN/STROBE NOTIFICATION APPLIANCE (GENERAL EVACUATION)  
INDICATES CANDELA INTENSITY

- LINE TYPES**
- EXISTING
  - NEW
  - - - DEMOLITION



PLEASE NOTE: THIS DOCUMENT MAY NOT ACCURATELY REPRESENT THE FINAL DOCUMENT. ONLY AN ENGINEER, ARCHITECT OR SURVEYOR SIGNED, SEALED AND DATED PAPER COPY, PROVIDED BY THIS OFFICE, MAY BE UTILIZED FOR BIDDING OR CONSTRUCTION PURPOSES.

				COLBY CO. ENGINEERING 47A YORK STREET, PORTLAND MAINE	
				NEW CUBICLE FIT-OUT/ OFFICE EXPANSION	
				ELECTRICAL DEMOLITION PLAN	
0	ISSUED FOR BIDDING	JMB	CBC	08/28/17	
REV	DESCRIPTION	DWN	APP	DATE	
SIZE: ANSI D		PROJECT NO:		DRAWING NO:	
DATE: AUG 2017		262.002.001		ED-101	
DES BY: JMB		SHEET		17 OF 19	
DWN BY: JMB					
CKD BY: BLB					



47A York Street  
Portland, Maine 04101  
207.553.7753  
colbycoengineering.com