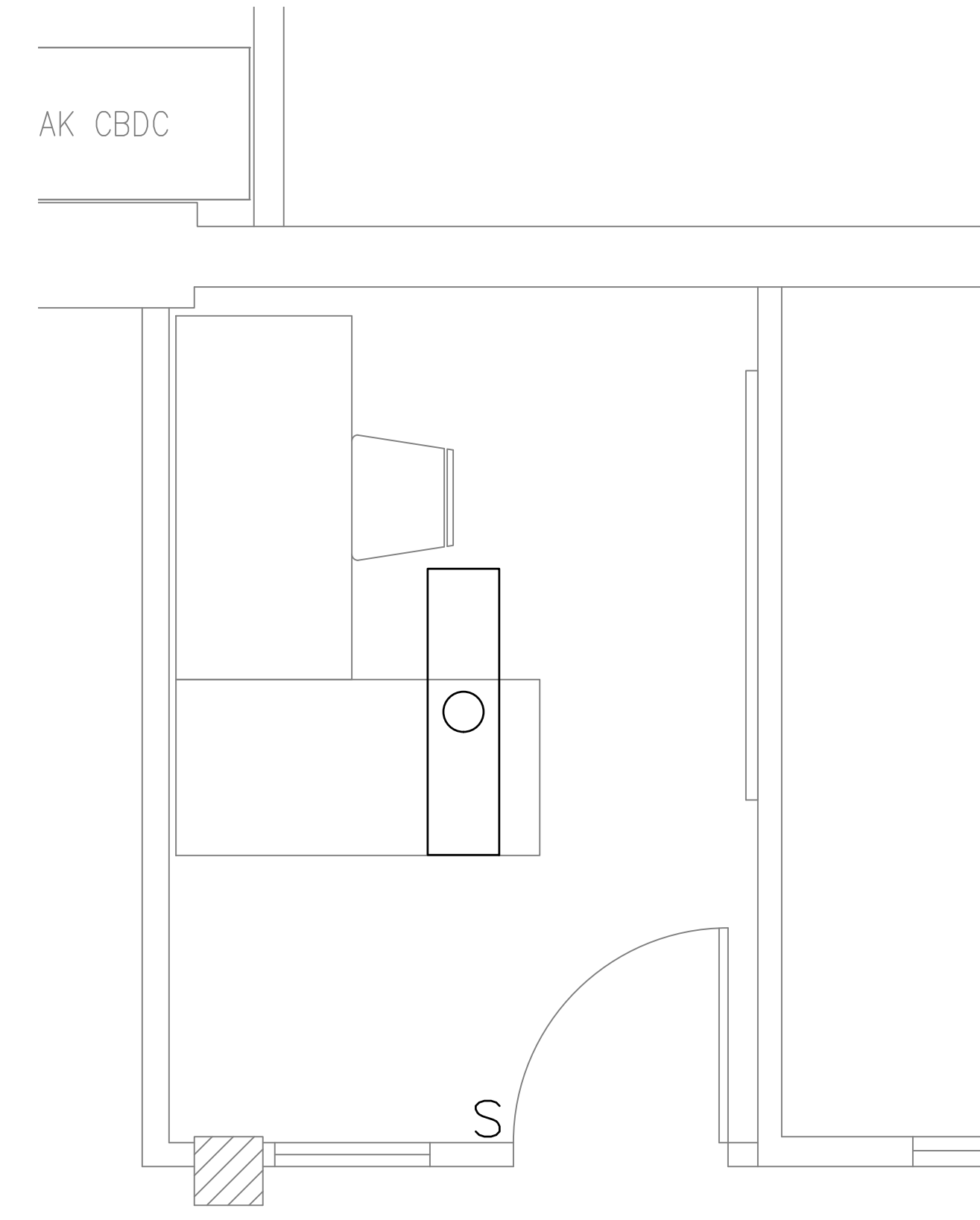


**A**  
E-102 ELECTRICAL LIGHTING PLAN (ENTRANCE)  
SCALE: 1/2" = 1'-0"

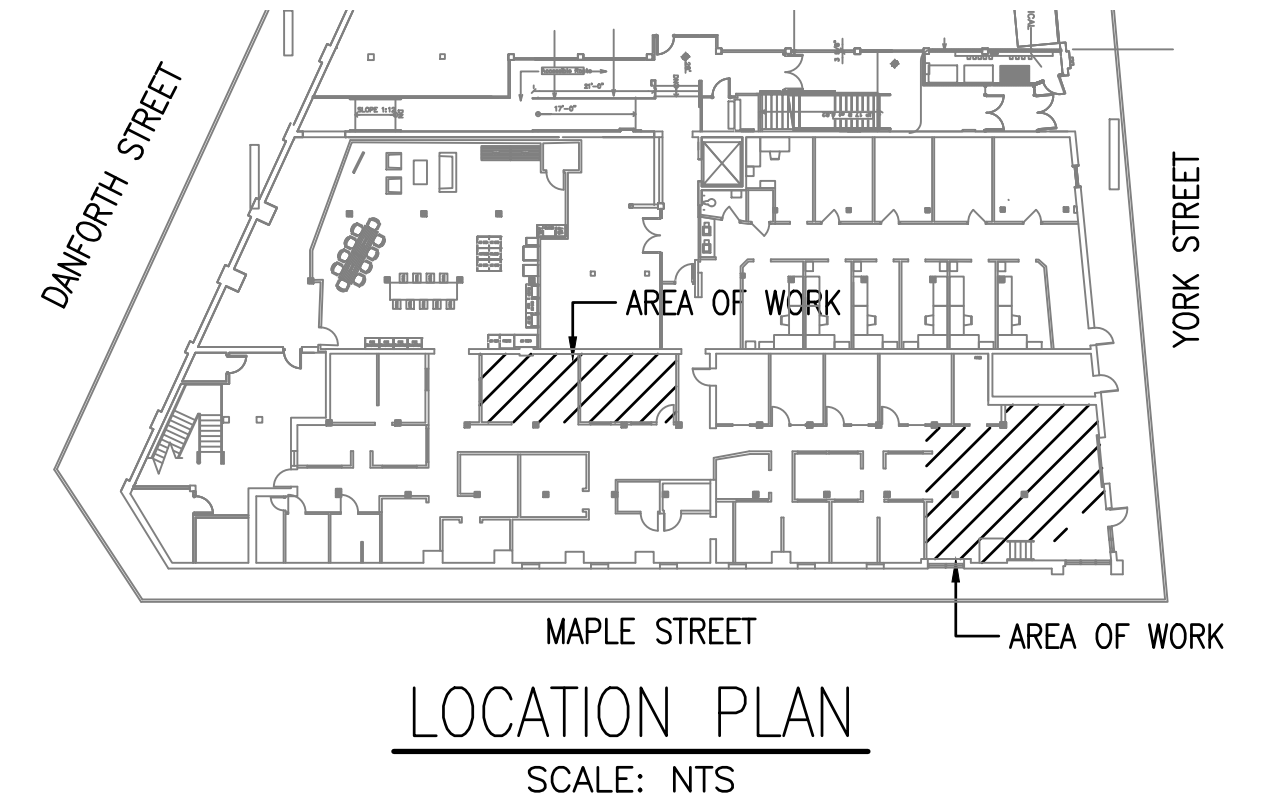
- LEGEND**
- 1x4 LIGHT FIXTURE
  - DOWN LIGHT
  - EXIT SIGN, CEILING MOUNTED  
SHADING INDICATES SIGN FACE  
ARROW INDICATES EGRESS DIRECTION
  - EXIT SIGN, WALL MOUNTED
  - DUAL HEAD EMERGENCY LIGHT BATTERY PACK
  - SINGLE POLE TOGGLE SWITCH  
INDICATES CONTROLLED FIXTURE
- LINE TYPES**
- EXISTING
  - NEW

- NOTES:**
1. ALL WORK SHALL BE PERFORMED IN ACCORDANCE WITH NFPA-70, NATIONAL ELECTRICAL CODE (NEC) 2017.
  2. CONTRACTOR SHALL FIELD VERIFY ALL EXISTING CIRCUITS IN RENOVATED SPACE. FEED NEW BRANCH WIRING FROM EXISTING CIRCUITS. PROVIDE NEW PANEL BREAKERS AS REQUIRED. BREAKERS SHALL BE BOLT-ON TYPE, COMPATIBLE WITH EXISTING PANEL.
  3. LIGHTING FIXTURES SHALL BE PURCHASED BY OWNER AND INSTALLED BY CONTRACTOR.
  4. EXIT SIGNS AND EMERGENCY FIXTURES SHALL BE WIRED TO UNSWITCHED SIDE OF LOCAL LIGHTING CIRCUIT.
  5. ALL LIGHTING CIRCUITS SHALL CONSIST OF 2#12 AWG AND 1#12 GND IN 3/4" EMT RUN FROM A 20A CIRCUIT IN EXISTING ELECTRICAL PANEL, UNLESS OTHERWISE NOTED. ALL WIRING SHALL BE 600V COPPER WITH THHN/THWN INSULATION.
  6. LIGHTING TOGGLE SWITCHES SHALL BE COMMERCIAL SPECIFICATION GRADE 277/120 VOLT, SIDE WIRED AND PROVIDED WITH GROUNDING SCREW. LEVITON, PASS AND SEYMOUR OR APPROVED EQUAL. COLOR SHALL BE WHITE. MOUNT AT 48-INCHES AFF.
  7. PROVIDE WHITE NYLON SMOOTH WALL PLATES FOR ALL WIRING DEVICES.


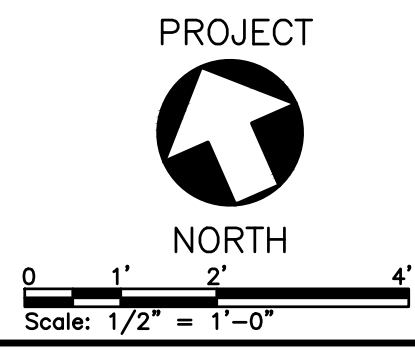


**B**  
E-102 ELECTRICAL LIGHTING PLAN (OFFICE)  
SCALE: 1/2" = 1'-0"

- KEYED NOTES:**
- ① (4) RELOCATED TOGGLE SWITCHES, SEE SHEET ED-101. PROVIDE (1) NEW DIMMING LIGHT SWITCH FOR LOBBY AREA LIGHTING.
  - ② EXTEND EXISTING BANKED LIGHTING FIXTURES.



X:\262 Colby Company\262.002.001 - Office Renovation\2017 Drawings\Sheets\E-102.dwg - 8/28/2017 11:35 AM - ZACH JONES



PLEASE NOTE: THIS DOCUMENT MAY NOT ACCURATELY REPRESENT THE FINAL DOCUMENT. ONLY AN ENGINEER, ARCHITECT OR SURVEYOR SIGNED, SEALED AND DATED PAPER COPY, PROVIDED BY THIS OFFICE, MAY BE UTILIZED FOR BIDDING OR CONSTRUCTION PURPOSES.

<b>COLBY CO. ENGINEERING</b> 47A YORK STREET, PORTLAND MAINE				<b>NEW CUBICLE FIT-OUT/          OFFICE EXPANSION</b>	
0	ISSUED FOR BIDDING	JMB	CBC	08/28/17	
REV	DESCRIPTION	DWN	APP	DATE	
SIZE: ANSI D DATE: AUG 2017 DES BY: JMB DWN BY: JMB CKD BY: BLB		PROJECT NO: 262.002.001		DRAWING NO: <b>E-102</b>	
		47A York Street Portland, Maine 04101 207.533.7753 colbycoengineering.com		SHEET 19 OF 19	