




LEGEND:

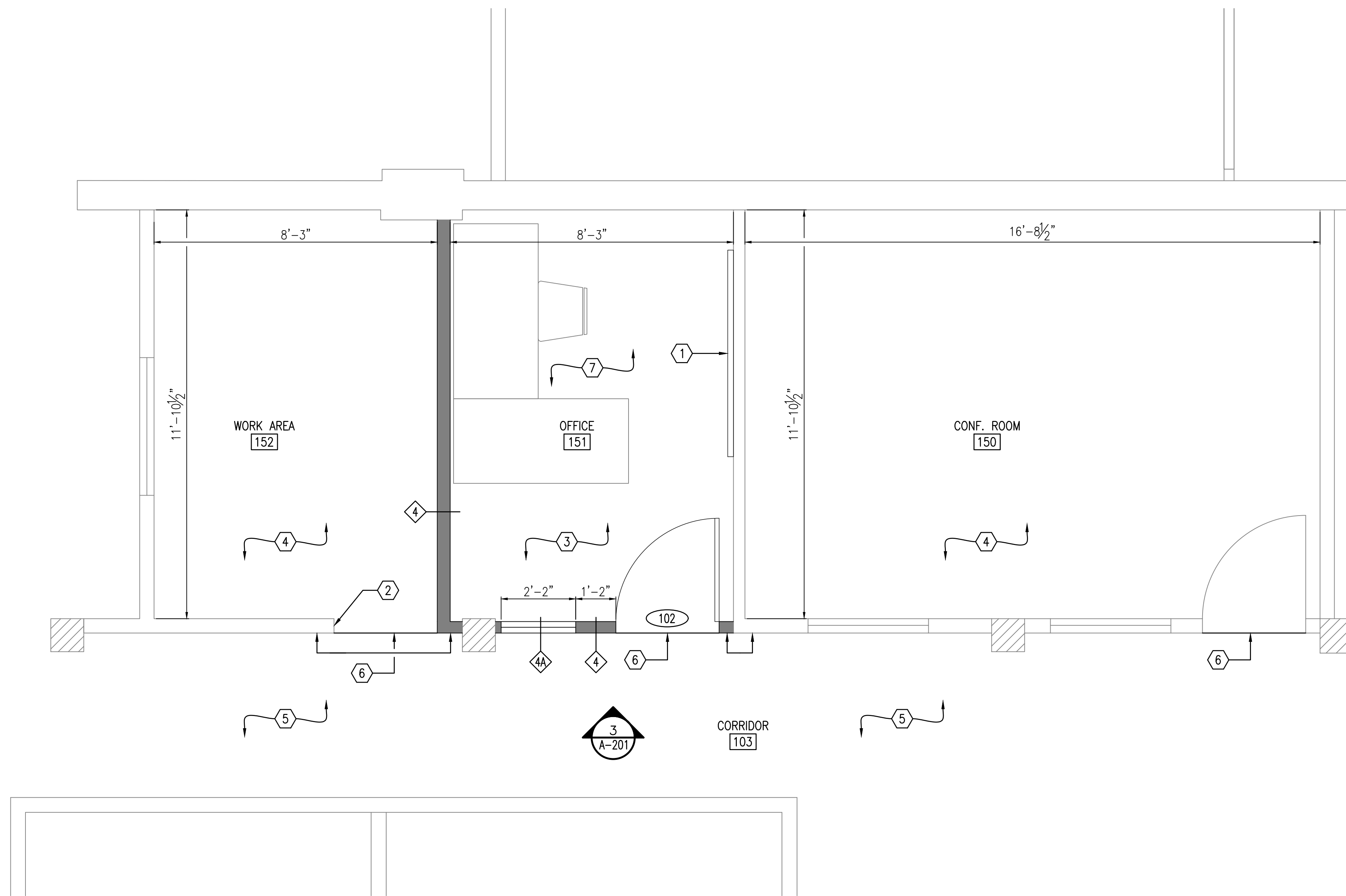
-  NEW WALLS
-  EXISTING WALLS TO REMAIN
-  ALIGN

NOTES:

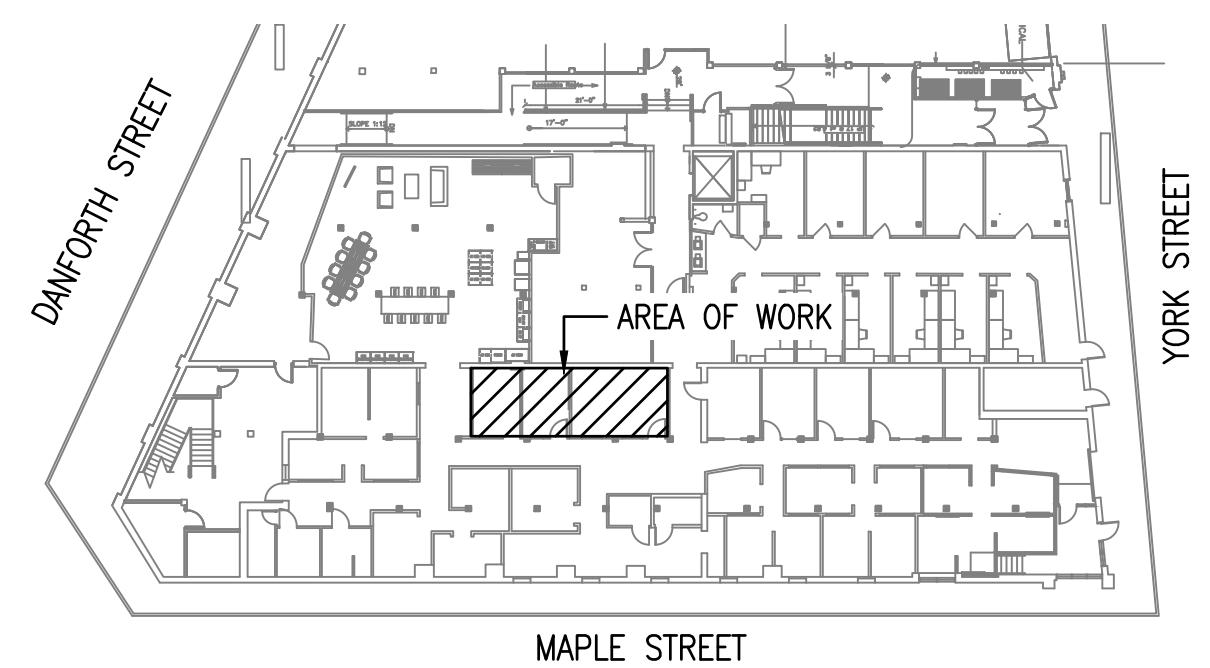
1. SEE DRAWING A-001 FOR GENERAL NOTES, LEGEND, AND ABBREVIATIONS.
2. SEE A-501 FOR WALL AND CEILING TYPES.
3. SEE A-601 FOR DOOR SCHEDULE.
4. COORDINATE WITH MECHANICAL, ELECTRICAL, AND FIRE PROTECTION DRAWINGS.
5. CONTRACTOR TO SECURE CONSTRUCTION AREA AT ALL TIMES AND MAINTAIN ALL EGRESS PATHS FOR LIFE SAFETY AT ALL TIMES.
6. ALL DOOR FRAMES 4" OFF PERPENDICULAR WALL UNLESS OTHERWISE NOTED.
7. FURNITURE SHOWN FOR REFERENCE ONLY.
8. CONTRACTOR WILL PROVIDE AND INSTALL ALL WALL AND CEILING PAINT (PRIMER + 2 COATS) TO MATCH EXISTING OFFICE SCHEME. SHERWIN WILLIAMS PROMAR 200 EGG SHELL. COLORS: WHITE = "EXTRA WHITE" & BLUE = "NOTABLE HUE"
9. COORDINATE INSTALLATION OF ALL NEW AND RELOCATED SIGNAGE WITH OWNER.

KEYED NOTES:

- ① INSTALL RELOCATED STEEL AND GLASS WHITE BOARD FROM CONFERENCE ROOM 102
- ② REPAIR END WALL WITH GYPSUM BOARD WITH CORNER BEADS AND WOOD CAP TRIM TO MATCH EXISTING WALL FINISH.
- ③ PROVIDE AND INSTALL RELOCATED CARPET TILE W/ NEW RUBBER WALL BASE TO MATCH EXISTING.
BASE: JOHNSONITE WALL BASE: 71-STORM CLOUD
- ④ PROVIDE AND INSTALL NEW CARPET TILE AND RUBBER BASE TO MATCH EXISTING.
CARPET: SHAW CONSULTANT TILE COLOR "INVOICE" #00572
BASE: JOHNSONITE WALL BASE: 71-STORM CLOUD
- ⑤ EXISTING PLASTIC LAMINATE WOOD FLOORING TO REMAIN. PROVIDE AND INSTALL WOOD WALL BASE AT NEW PARTITIONS TO MATCH EXISTING.
- ⑥ PROVIDE AND INSTALL ADA COMPLIANT ALUM TRANSITION STRIP (WOOD FLOOR TO CARPET)
- ⑦ SEE SHEET E-102 FOR LIGHTING IN THIS AREA




FIRST FLOOR PART PLAN – INTER OFFICE
SCALE: 1/2" = 1'-0"




LOCATION PLAN
SCALE: NTS

X:\262 Colby Company\262.002.001 - Office Renovation\2017 Drawings\Sheets\A-102.dwg - 8/28/2017 11:32 AM - ZACH JONES



Scale: 1/2" = 1'-0"



PLEASE NOTE: THIS DOCUMENT MAY NOT ACCURATELY REPRESENT THE FINAL DOCUMENT. ONLY AN ENGINEER, ARCHITECT OR SURVEYOR SIGNED, SEALED AND DATED PAPER COPY, PROVIDED BY THIS OFFICE, MAY BE UTILIZED FOR BIDDING OR CONSTRUCTION PURPOSES.

| | | | | | |
|----------------|--------------------|-------------|-----|--|--|
| | | | | COLBY CO. ENGINEERING 47A YORK STREET, PORTLAND MAINE | |
| | | | | NEW CUBICLE FIT-OUT/ OFFICE EXPANSION | |
| | | | | FIRST FLOOR PART PLAN - INTER OFFICE | |
| 0 | ISSUED FOR BIDDING | MAB | CBC | 08/28/17 | |
| REV | DESCRIPTION | DWN | APP | DATE | |
| SIZE: ANSI D | | PROJECT NO. | | DRAWING NO. | |
| DATE: AUG 2017 | | 262.002.001 | | A-102 | |
| DES BY: MAB | | SHEET | | 8 OF 19 | |
| DWN BY: MAB | | | | | |
| CKD BY: BLB | | | | | |



47A York Street
Portland, Maine 04101
207.553.7753
colbycoengineering.com