N122253

NOTES

1) OCCUPANCY: SPEC WAREHOUSE - ORDINARY HAZARD GP 2, 130 SF
2) DESIGN BASIS: EXTENSION OF AN EXISTING NFPA '13 WET PIPE SCHEDULE SPRINKLER SYSTEM.
3) ALL PIPE 1" TO 2" TO BE BLACK STEEL SCHEDULE 40. ALL PIPING 2½" AND LARGER TO BE BLACK STEEL THINWALL. ALL FITTINGS TO BE CAST-IRON SCREWED OR GROOVED.
4) ALL PIPE AND HANGER DIMENSIONS ARE CUT LENGTHS FOR FABRICATION AND INSTALLATION.
5) TJ℄ DENOTES TOP OF STEEL BAR JOIST TO CENTERLINE OF PIPE.
6) DK℄ DENOTES CEILING DECK TO CENTERLINE OF PIPE.
7) FF℄ DENOTES FINISHED FLOOR TO CENTERLINE OF PIPE.
8) OWNER TO PROVIDE SUFFICIENT HEAT (MIN 40°F) IN BUILDING AT ALL TIMES TO PREVENT SPRINKLER PIPING FROM FREEZING.
9) OWNER: J.B. BROWN & SONS
36 DANFORTH STREET
PORTLAND, MAINE 04101
774-5908

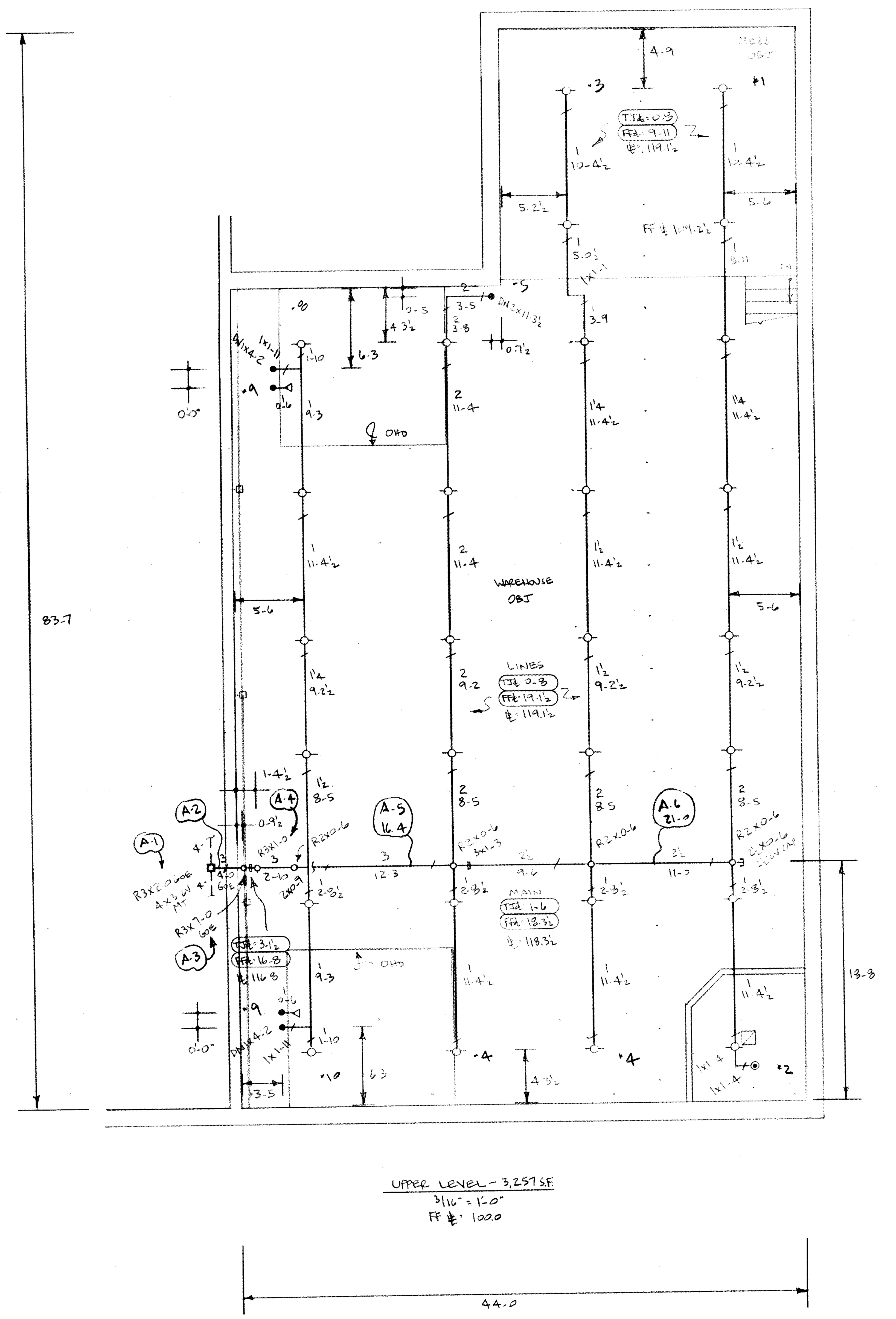

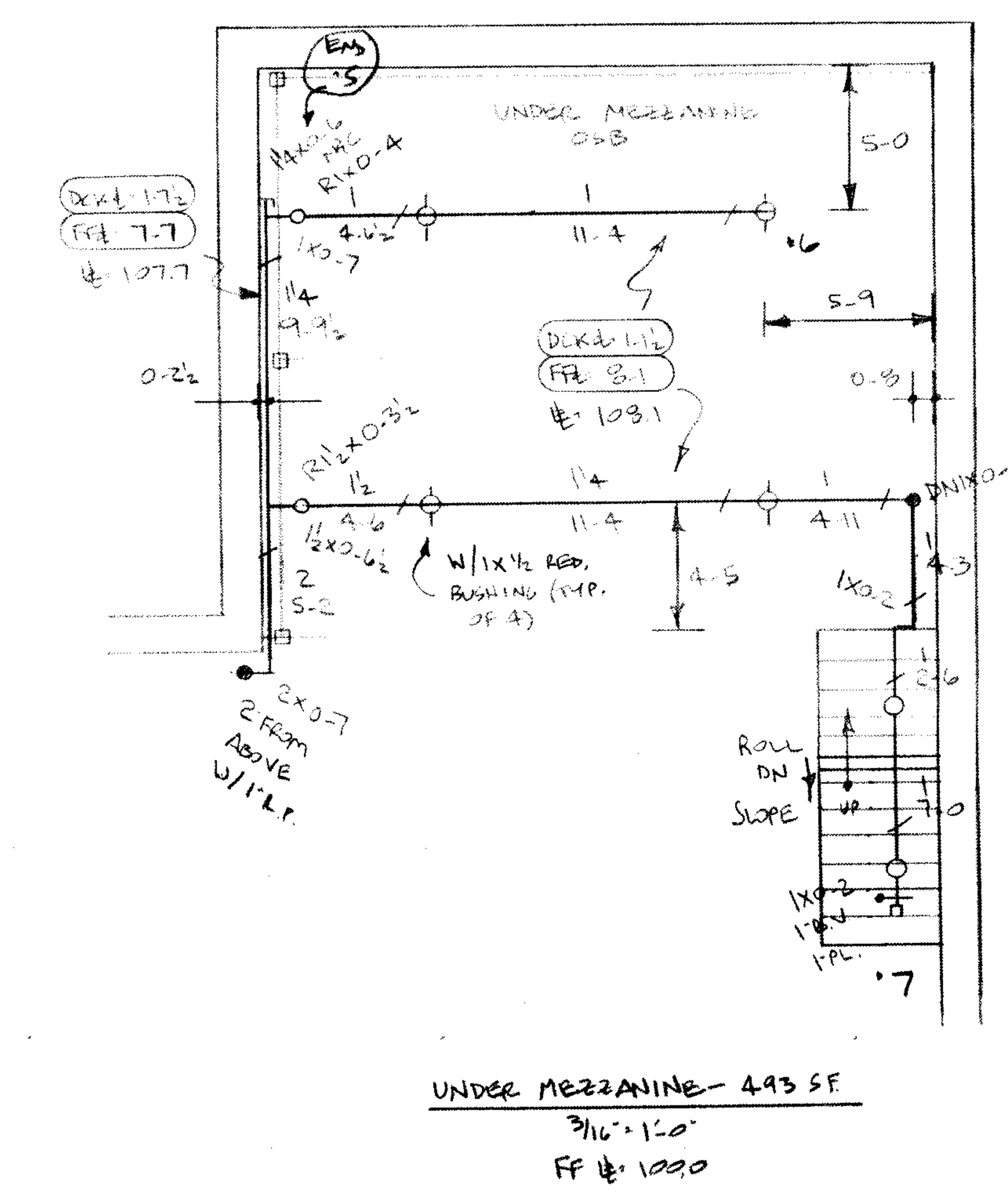

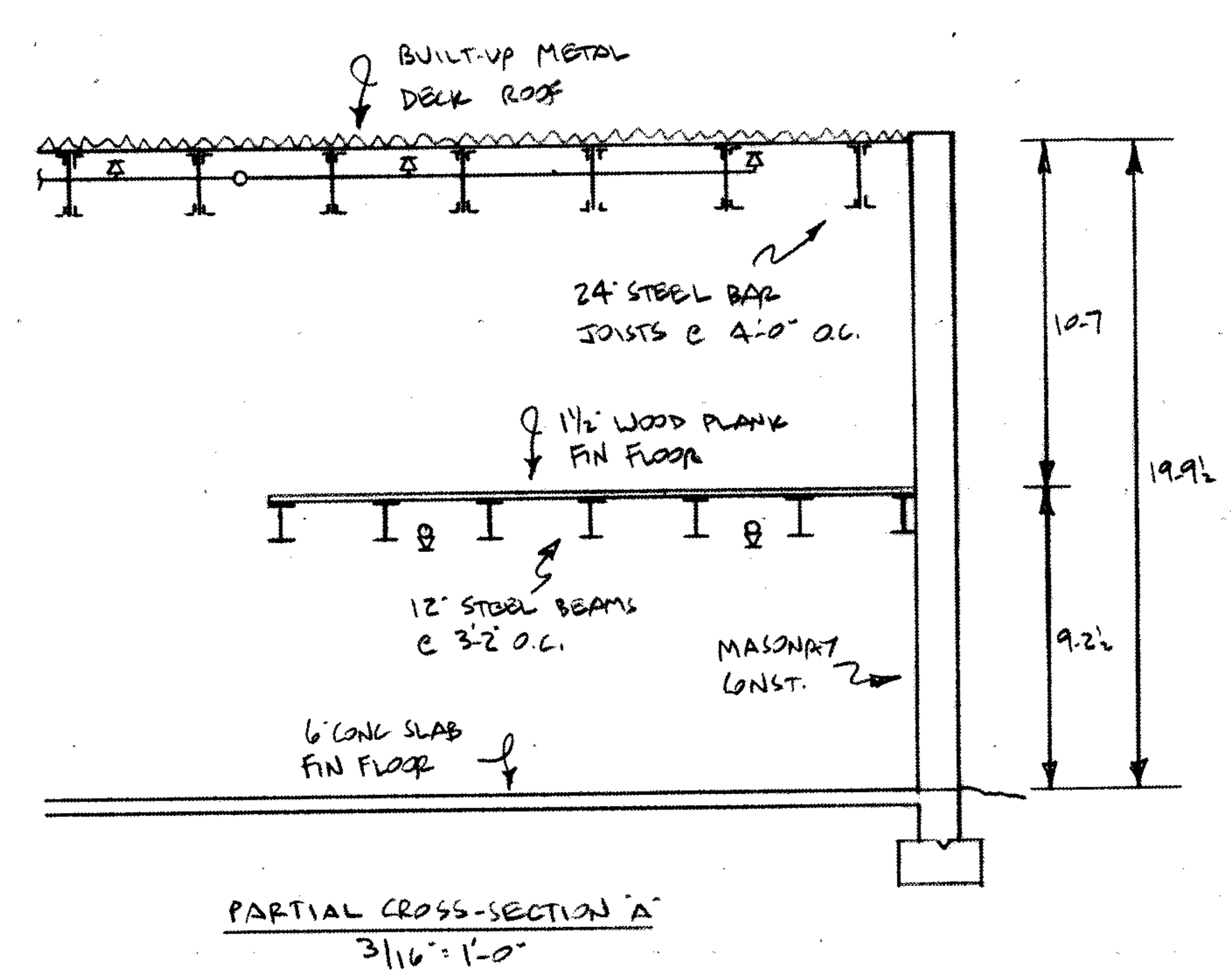

WATER SUPPLY

FLOW TEST BY PORTLAND WATER DISTRICT — MARCH 26, 2008

WATER WAS FLOWED FROM HYDRANT #134 ON DANFORTH STREET, APPROXIMATELY 350'-0" FROM THE BUILDING FROM AN 8" CIRCULATING CITY MAIN. TEST HYDRANT #133 ON DANFORTH STREET, APPROXIMATELY 120'-0" FROM THE BUILDING.

STATIC: 91 PSI
RESIDUAL: 88 PSI WITH 1644 GPM FLOW
℄: 90.0

LEGEND

- - - EXISTING PIPING TO REMAIN
—●— MECHANICAL TEE
—▯— GROOVED COUPLING

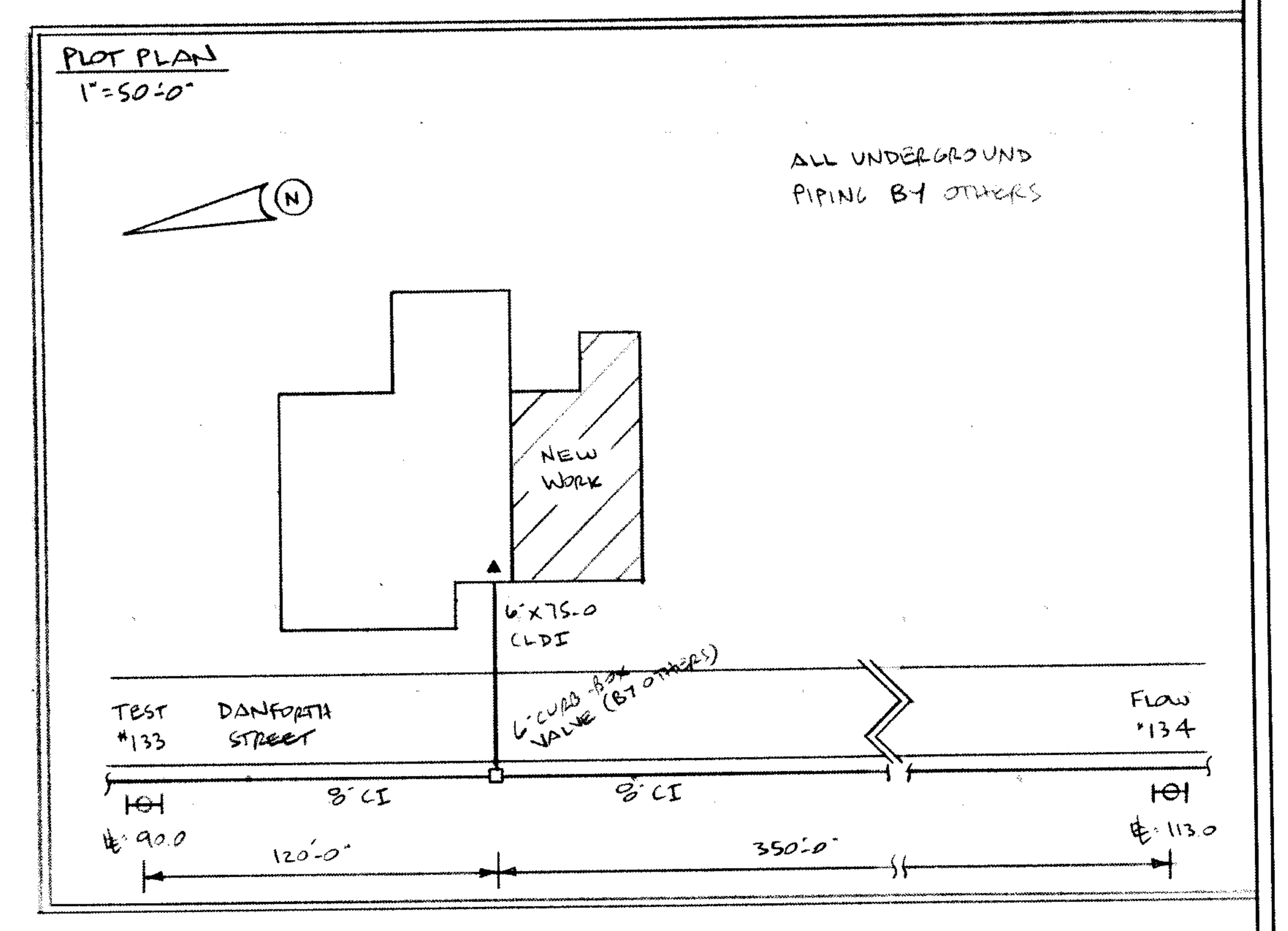

HYDRAULIC DESIGN CRITERIA

Density ___
Remote Area ___
K Factor ___ Head Size ___
Hose Allowance ___
Water Supply: MARCH 26, 2008
Static: 91 PSI
Residual: 88 PSI
Water Flowing: 1644 GPM
Size of Supply: 8" CI

1. Type of Hazard: LIGHT / OH 2 2. Deflector Distance: 1" TO 12"
3. Pipe Type Used: BLACK 40 / TW 4. Sprinkler Area: 3,750 SF
5. Type of Construction: NON-COMBUSTIBLE - STEEL JOIST & MASONRY
6. Maximum Spacing Allowed: 200 SF / 130 SF
7. PIPE SIZING METHOD; PIPE SCHEDULE ■ (EXTENSION OF EXISTING) HYDRAULICALLY CALCULATED □
8. ALL HANGERS AND LOCATIONS TO BE IN ACCORDANCE WITH N F P A PAMPHLET NO. 13
9. HIGH DEGREE TEMPERATURE SPRINKLER HEADS TO BE INSTALLED IN ACCORDANCE WITH N F P A PAMPHLET NO. 13

CIRCLE HANGER TYPE TO BE USED

HANGERS

Symbol	Description
—/—	AS NOTED OR
	3/8" SAMMY X-PRESS XP-35
	3/8" ALL-THREAD ROD
	PIPE RING

ABBREVIATIONS

B	Bottom of Beam
D	Bottom of Deck
P	Bottom of Pipe
HV	Hose Valve
N & C	Nipple and Cap
NIC	Not in Contract
NTS	Not to Scale
OBJ	Open Bar Joists
PRV	Pressure Red Valve
RM	Roof Manifold
SP	Standpipe
TOB	Top of Beam
TOP	Top of Pipe
TOS	Top of Steel
UON	Unless Otherwise Noted
℄	Centerline
NAS	No Automatic Sprinklers
OTA	Open To Above

CONTRACT RESPONSIBILITIES

ITEM	FPC	OTHERS
STREET CONN		\
UGD MAIN		\
EXCAVATION		\
FLUSHING		\
WIRING		\
PAINTING		\
TAMPER SWITCHES		\
FLOW SWITCHES		\
CUT & PATCHING		\

SPRINKLER HEAD LEGEND

SYMBOL	MAKE	MODEL	FINISH	TYPE	TEMP.	N.P.T.	ORIFICE	K-FACTOR	TOTAL
—○— —◎—	RELIABLE	F1FR56	BRASS	QR SSU	155°	½"	½"	5.6/RA1425	2
—○— —◎—	RELIABLE	F1FR56	BRASS	QR SSU	200°	½"	½"	5.6/RA1425	28
—○—	RELIABLE	F1FR56	BRASS	QR SSP	200°	½"	½"	5.6/RA1414	4
—◉—	RELIABLE	F1FR56	WHITE	QR REC PEND	155°	½"	½"	5.6/RA1414	1
—▽—	RELIABLE	F1FR56	BRASS	QR HSW	155°	½"	½"	5.6/RA1435	2
								TOTALS	37

SUBMITTALS

SENT TO	DATE SENT	DATE RECEIVED
ISO	□	
FM	□	
LM	□	
IRI	□	
LA	□	
STATE FIRE	■	
LOCAL FIRE	■	
LOCAL WATER	□	
OWNER	■	

LICENSE #093
R.M.S. #278
PERMIT #

SPRINKLER SYSTEMS INC.
P.O. BOX 1285
LEWISTON MAINE
04240

0 10

WAREHOUSE AREA
54 DANFORTH STREET
PORTLAND, MAINE 04101

CONTRACT WITH JB BROWN & SONS

SYSTEM TYPE		NO.	DATE	DESCRIPTION
WET	■			
DRY	□			
DELUGE	□			
PREACTION	□			
ME. LIFE	□			
	□			

REVISIONS

SCALE 3/16" = 1'-0"
DRAWN BY SEG
CHECKED BY SEG
DATE 6-4-13
TOTAL SPKRS ON JOB 37
SHEET # 1 OF 1
JOB # 13047