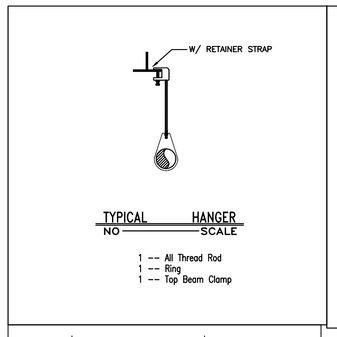

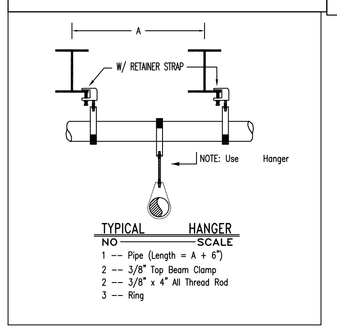

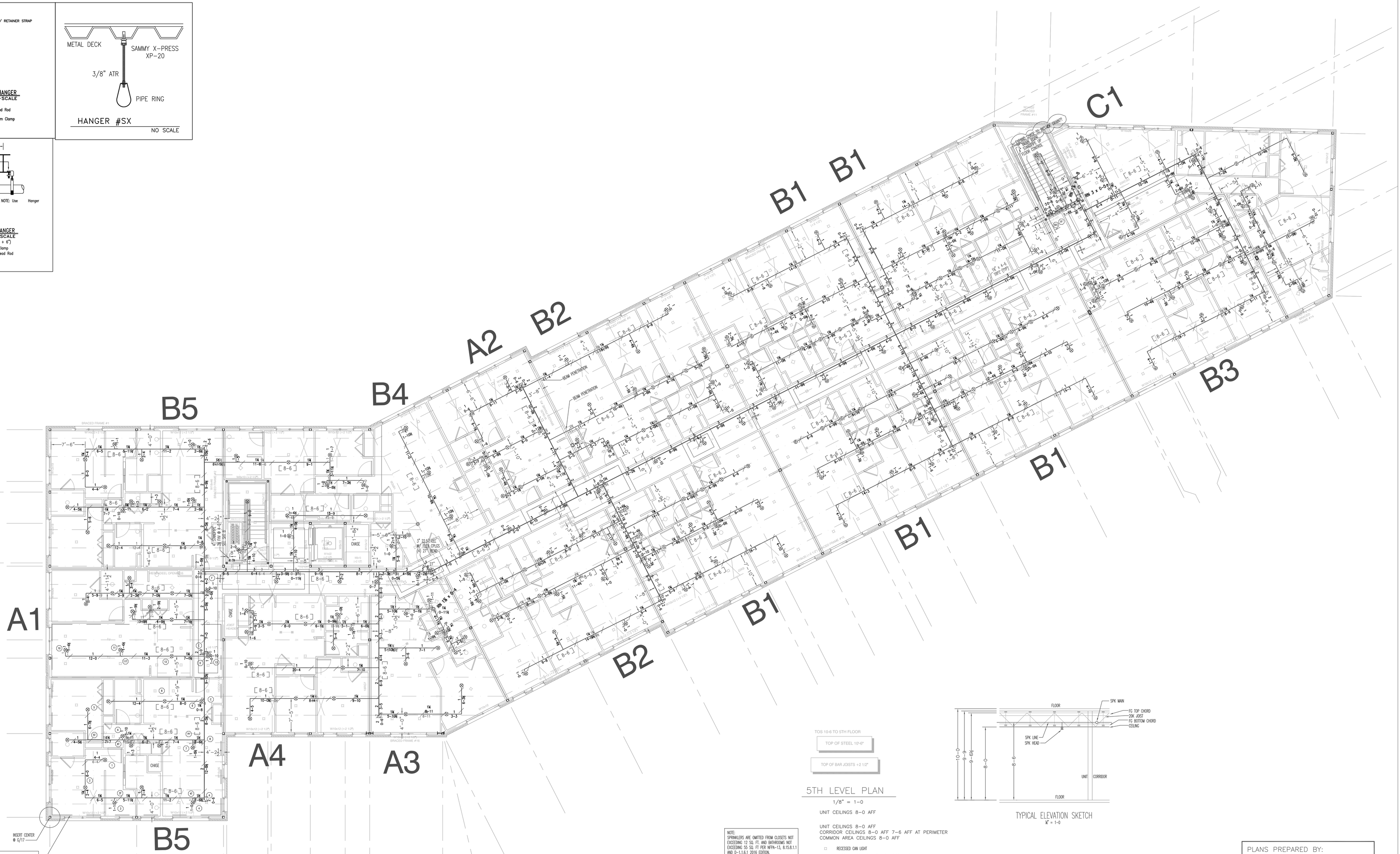

HYDRAULIC NOTE

SYSTEM #YS5TH

THIS SYSTEM IS HYDRAULICALLY CALCULATED TO LIGHT HAZARD REQUIREMENTS.
- DENSITY = .10 GPM/SQ. FT.
- REMOTE AREA =1500 SQ. FT.
- HOSE ALLOWANCE = 100 GPM

AT THE BASE OF RISER IT REQUIRES
- 302.4 GPM
- 84.0 PSI

A 9.3 PSI SAFETY MARGIN EXISTS AT TEST
- 224 SQ FT/HD
- Q=22.4
- K=5.6 13 HEADS
- P=16.0 CALCULATED

TOS 10-6 TO 5TH FLOOR

TOP OF STEEL 10'-6"

TOP OF BAR JOISTS +2 1/2"

5TH LEVEL PLAN

1/8" = 1-0

UNIT CEILINGS 8-0 AFF

UNIT CEILINGS 8-0 AFF
CORRIDOR CEILINGS 8-0 AFF 7-6 AFF AT PERIMETER
COMMON AREA CEILINGS 8-0 AFF

RECESSED CAN LIGHT

WIRE HUNG PENDANT LIGHT (OVER 18" BELOW CEILING)

SURFACE LIGHT 5"+- DEEP

NOTE:
SPRINKLERS ARE OMITTED FROM CLOSETS NOT EXCEEDING 12 SQ. FT. AND BATHROOMS NOT EXCEEDING 55 SQ. FT PER NFPA-13, 8.15.8.1.1 AND D-1.5.6.1 2016 EDITION.

TYPICAL ELEVATION SKETCH

X = 1-0

PLANS PREPARED BY:
BRIAN BENOIT
NICET LEVEL 3 CERT. #075934

THESE PLANS ARE SUBJECT TO MINOR DEVIATIONS, DUE TO COORDINATION AND/OR FIELD CONDITIONS, NOT AFFECTING SCOPE OF WORK OR CODE COMPLIANCE.

2 1 0 4 8
SCALE 1/8"=1'-0"

2 1 0 4 8
SCALE 1/8"=1'-0"

N

Hampshire
FIRE PROTECTION
8 NORTH WENTWORTH AVENUE LONDONDERRY, NH 03053
PH:(603) 432-8221 FAX: (603) 434-3194
WEBSITE: HAMPSHIREFIRE.COM
MASS LIC# 003841 MAINE LIC# 238
VERMONT CERTIFIED

WATER SUPPLY DATA

Static pressure	100	psi
Residual pressure	98	psi
Flow	1047	gpm
Location	See Site Plan	
Elevation	-2 TO FF	
Date	7-13-16	Time 10 AM
Information by	Portland Water Dept., Means Dept.	

SPRINKLERS

Total This Sheet 245 | Total This Job See Sheet 1

Symbol	Description
⊗ 245	RELIABLE G556 CONCEALED PEND (1/2"Thd 5.6K) WHITE 155° (RA3415)

Drawing Title	Sheet 7, 5th Level		
Contract No.	4833CME	Revisions:	Date:
Drawn By	Benoit	1	
Scale	1/8" = 1'-0"	2	
Date	8-17-16	3	
Approval By	Portland Fire Dept. ME SFMO	4	
		5	
		6	
		7	

Project:
York Street
101 York Street
Portland, ME 04101

Contract with:
Opechee Construction
11 Corporate Drive
Belmont, NH 03220

FIRE PROTECTION ENGINEER STAMP

FP 7 OF 8