

Table for 18FG9: Load, Dist, DL, LL+, LL-, PL+, PL-, Max Tot. Values for P1-P15 and W1-W2.

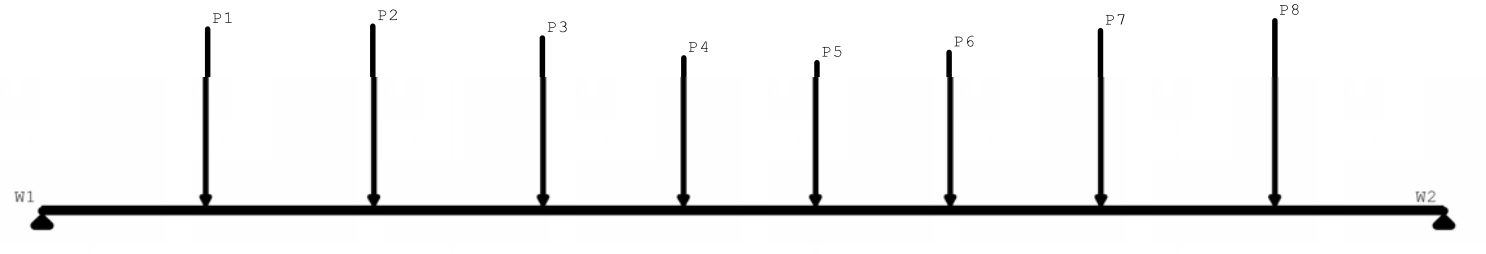


Table for 18FG10: Load, Dist, DL, LL+, LL-, PL+, PL-, Max Tot. Values for P1-P15 and W1-W2.

Table for 18FG11: Load, Dist, DL, LL+, LL-, PL+, PL-, Max Tot. Values for W1-W9.

Table for 18FG12: Load, Dist, DL, LL+, LL-, PL+, PL-, Max Tot. Values for P1-P7 and W1-W2.




Table for 18FG13: Load, Dist, DL, LL+, LL-, PL+, PL-, Max Tot. Values for P1-P7 and W1-W2.

Table for 18FG14: Load, Dist, DL, LL+, LL-, PL+, PL-, Max Tot. Values for P1-P5 and W1-W2.

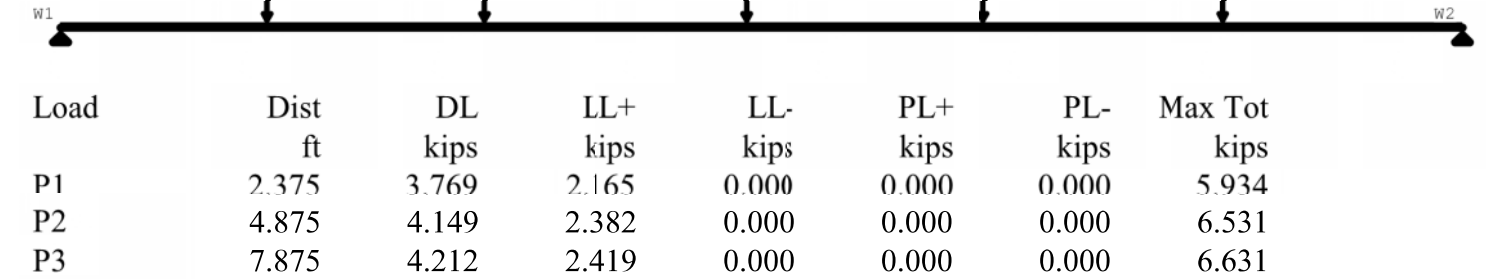


Table for 18FG15: Load, Dist, DL, LL+, LL-, PL+, PL-, Max Tot. Values for P1-P7 and W1-W2.

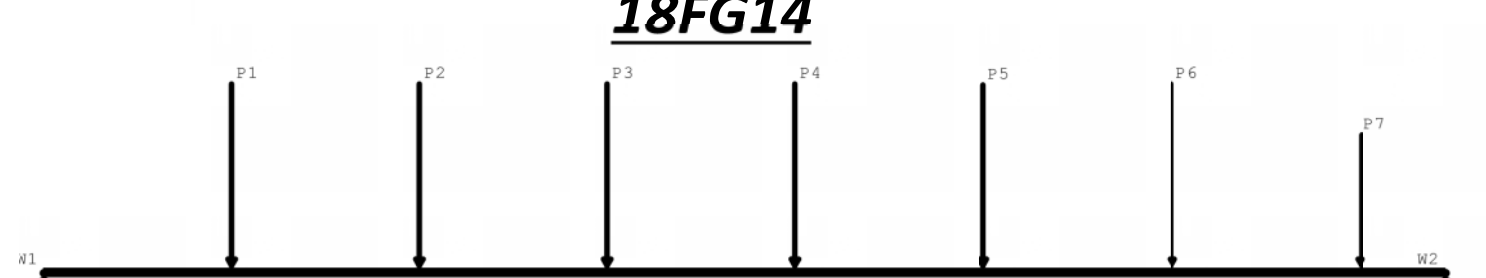


Table for 18FG16: Load, Dist, DL, LL+, LL-, PL+, PL-, Max Tot. Values for P1-P7 and W1-W2.

Table for 18FG17: Load, Dist, DL, LL+, LL-, PL+, PL-, Max Tot. Values for P1-P7 and W1-W2.

Table for 18FG18: Load, Dist, DL, LL+, LL-, PL+, PL-, Max Tot. Values for P1-P7 and W1-W2.

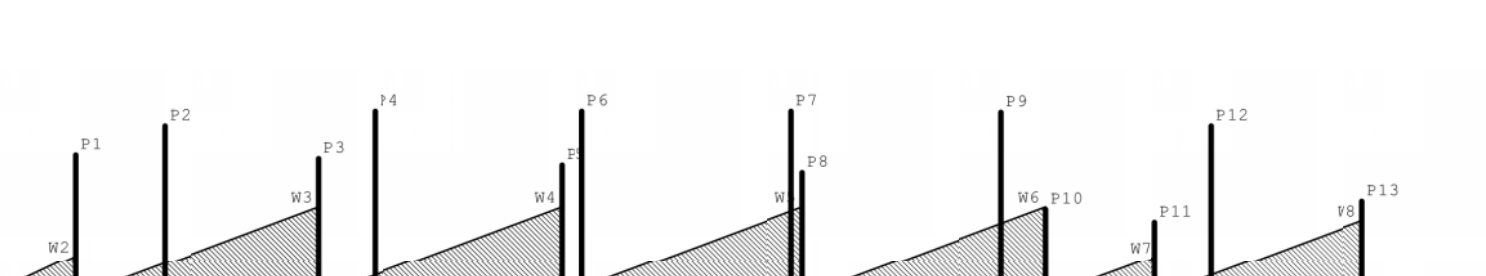


Table for 18FG19: Load, Dist, DL, LL+, LL-, PL+, PL-, Max Tot. Values for P1-P13 and W1-W2.

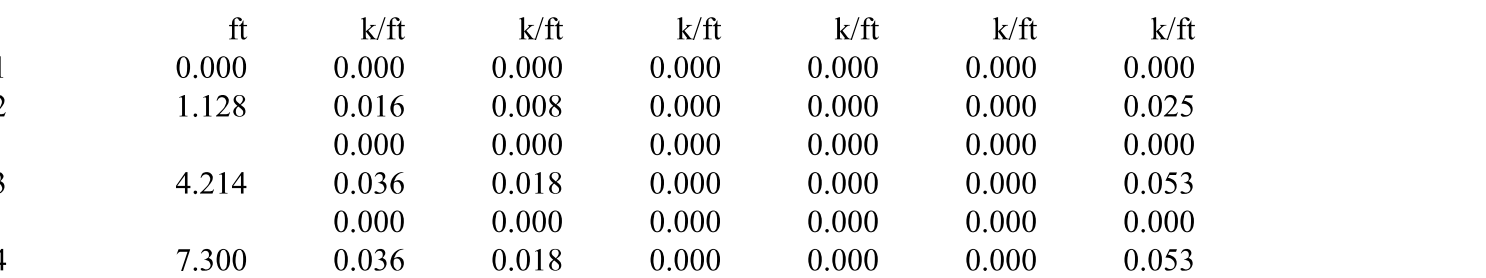


Table for 18FG20: Load, Dist, DL, LL+, LL-, PL+, PL-, Max Tot. Values for P1-P13 and W1-W2.




Table for 18FG21: Load, Dist, DL, LL+, LL-, PL+, PL-, Max Tot. Values for P1-P13 and W1-W2.




Table for 18FG22: Load, Dist, DL, LL+, LL-, PL+, PL-, Max Tot. Values for P1-P13 and W1-W2.

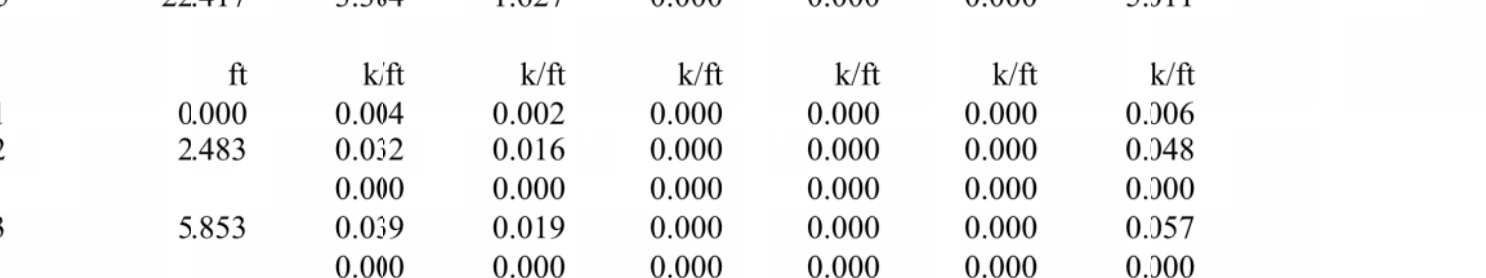


Table for 18FG23: Load, Dist, DL, LL+, LL-, PL+, PL-, Max Tot. Values for P1-P13 and W1-W2.

Table for 18FG24: Load, Dist, DL, LL+, LL-, PL+, PL-, Max Tot. Values for P1-P13 and W1-W2.

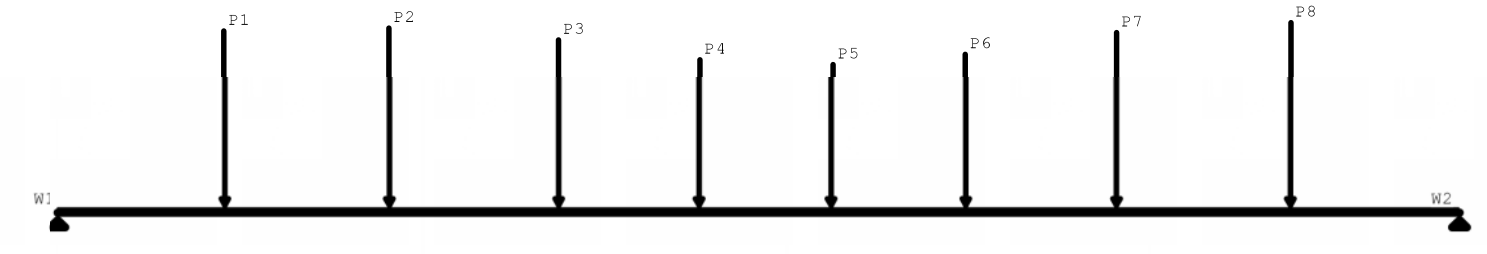


Table for 18FG5: Load, Dist, DL, LL+, LL-, PL+, PL-, Max Tot. Values for P1-P8 and W1-W2.



Table for 18FG6: Load, Dist, DL, LL+, LL-, PL+, PL-, Max Tot. Values for P1-P8 and W1-W2.



Table for 18FG7: Load, Dist, DL, LL+, LL-, PL+, PL-, Max Tot. Values for P1-P8 and W1-W2.

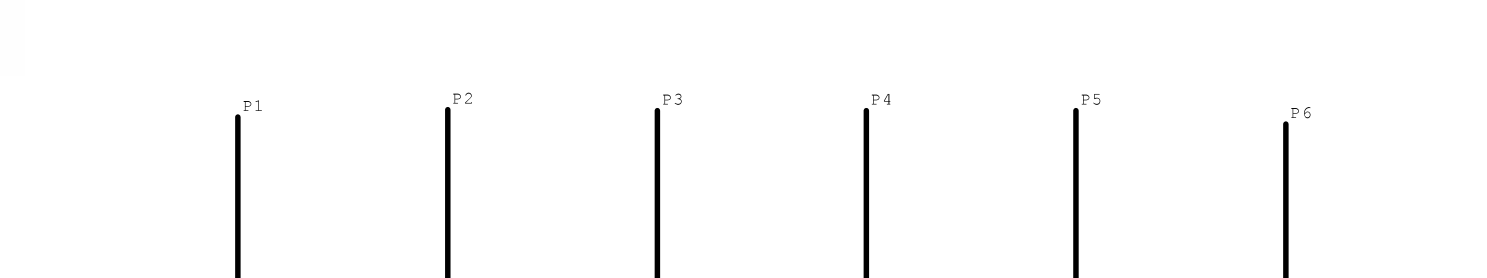


Table for 18FG8: Load, Dist, DL, LL+, LL-, PL+, PL-, Max Tot. Values for P1-P6 and W1-W2.

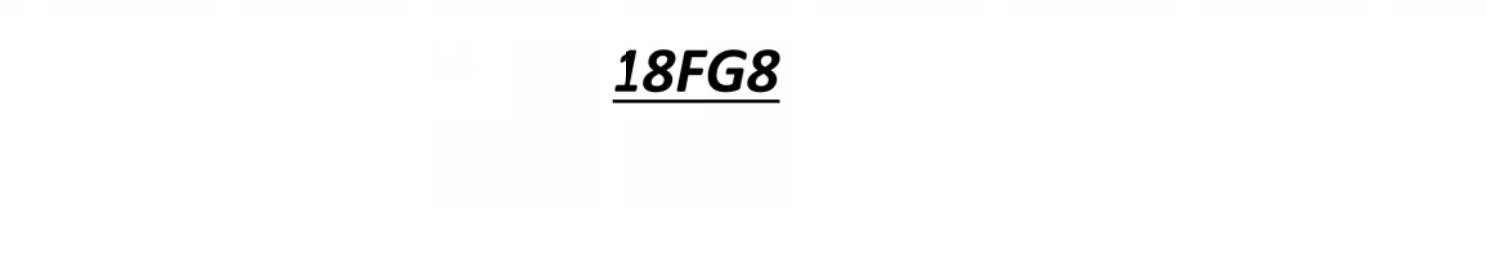


Table for 18FG9: Load, Dist, DL, LL+, LL-, PL+, PL-, Max Tot. Values for P1-P6 and W1-W2.

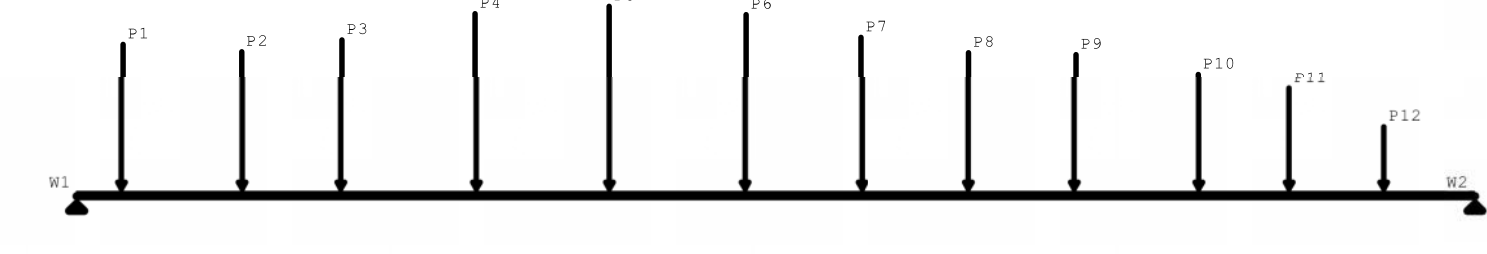


Table for 18FG1: Load, Dist, DL, LL+, LL-, PL+, PL-, Max Tot. Values for P1-P12 and W1-W2.

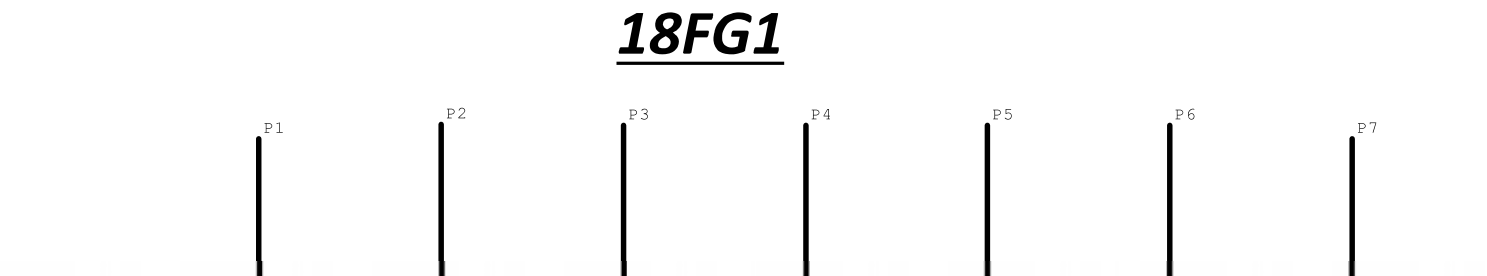


Table for 18FG2: Load, Dist, DL, LL+, LL-, PL+, PL-, Max Tot. Values for P1-P7 and W1-W2.

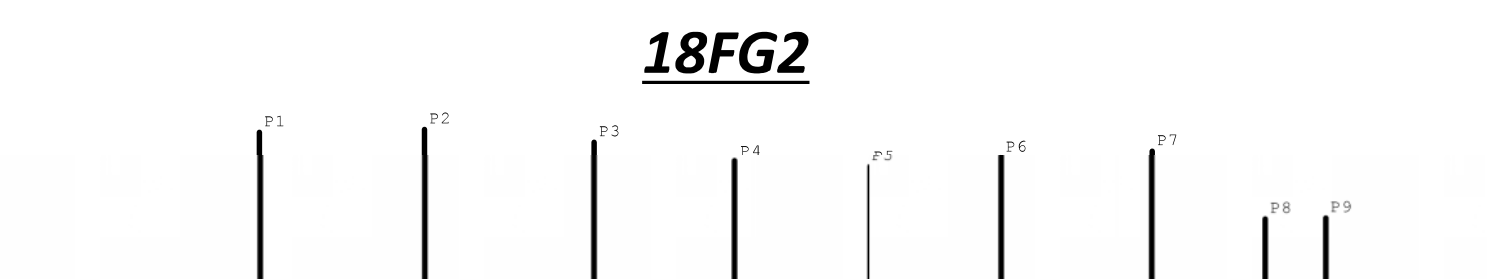


Table for 18FG3: Load, Dist, DL, LL+, LL-, PL+, PL-, Max Tot. Values for P1-P9 and W1-W2.

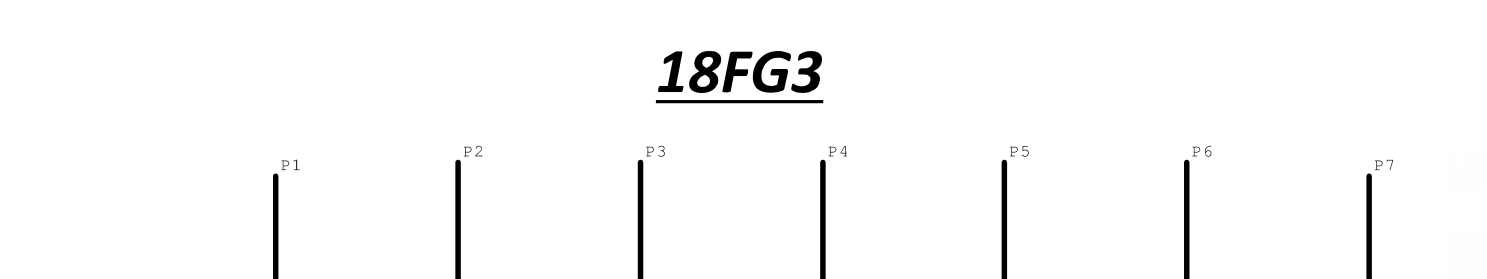


Table for 18FG4: Load, Dist, DL, LL+, LL-, PL+, PL-, Max Tot. Values for P1-P7 and W1-W2.



11 CORPORATE DRIVE • BELMONT • NH 03320
PHONE (603) 927-9086 • WWW.OPECHEE.COM



Mixed Use Development
York & High Street
Portland, Maine

REVISION:

ISSUED:

project architect:
drawn by:

FLOOR JOIST
GIRDER LOAD
DIAGRAMS

S4.04