PUBLIC AREA DOOR SCHEDULE

DOOR No.	SIZE W x H x T	DOOR Type	DOOR Material	THRESH	FRAME Material	FRAME Type	LABEL	REMARKS
100	3'-0" x 7'-0" x 1 3/4"	1	White Oak/Glass	Thermal Barrier Threshold 8427	Wood			Safety Glazing
101	3'-0" x 7'-0" x 1 3/4"	1	White Oak/Glass		Wood			Safety Glazing & Electric Strike
102	3'-0" x 6'-8" x 1 3/4"	2	S. C. Oak Slab		Metal			
103	3'-0" x 6'-8" x 1 3/4"	3	Insul. Metal	Thermal Barrier Threshold 8427	Metal		1 1/2 HRS	Safety Glazing & Smoke Protection
104	3'-0" x 6'-8" x 1 3/4"	2	Metal	Alum	Metal			Smoke Protection
105	3'-0" x 6'-8" x 1 3/4"	2	Insul. Metal	Thermal Barrier Threshold 8427	Metal		1 1/2 HRS	
106	3'-0" x 6'-8" x 1 3/4"	3	Insul. Metal	Thermal Barrier Threshold 8427	Metal		1 1/2 HRS	Safety Glazing & Smoke Protection
107	3'-0" x 6'-8" x 1 3/4"	2	Metal		Metal		1 1/2 HRS	
108	3'-0" x 6'-8" x 1 3/4"	2	Insul. Metal	Thermal Barrier Threshold 8426	Metal		1 1/2 HRS	
109	3'-6" x 6'-8" x 1 3/4"	2	Metal	Alum	Metal		1 1/2 HRS	
110	3'-0" x 6'-8" x 1 3/4"		Metal		Metal			Metal Gate In Fence
111	3'-0" x 6'-8" x 1 3/4"		Metal		Metal			Metal Gate In Fence
112	3'-0" x 6'-8" x 1 3/4"		Metal		Metal			Metal Gate In Fence
200	3'-0" x 6'-8" x 1 3/4"	3	Metal	Alum	Metal		1 1/2 HRS	Safety Glazing & Smoke Protection
201	3'-0" x 6'-8" x 1 3/4"	2	S. C. Oak Slab	Alum	Metal		20 MIN	Smoke Protection
202	3'-0" x 6'-8" x 1 3/4"	1	White Oak/Glass	Alum	Wood			Safety Glazing & Smoke Protection
203	(2) 2'-6" x 6'-8" x 1 3/4"	4	S. C. Oak Slab	Alum	Metal		20 MIN	Smoke Protection
204	(2) 2'-6" x 6'-8" x 1 3/4"	4	S. C. Oak Slab	Alum	Metal		20 MIN	Smoke Protection
205	3'-0" x 6'-8" x 1 3/4"	2	S. C. Oak Slab	Alum	Metal		20 MIN	Smoke Protection
206	3'-0" x 6'-8" x 1 3/4"	2	Metal	Alum	Metal		1 1/2 HRS	Safety Glazing & Smoke Protection
207	3'-0" x 6'-8" x 1 3/4"	2	Insul. Metal	Thermal Barrier Threshold 8426	Metal			
300	3'-0" x 6'-8" x 1 3/4"	3	Metal	Alum	Metal		1 1/2 HRS	Safety Glazing & Smoke Protection
301	3'-0" x 6'-8" x 1 3/4"	2	S. C. Oak Slab	Alum	Metal		20 MIN	Smoke Protection
302	3'-0" x 6'-8" x 1 3/4"	1	White Oak/Glass	Alum	Wood			Safety Glazing & Smoke Protection
303	3'-0" x 6'-8" x 1 3/4"	4	S. C. Oak Slab	Alum	Metal		20 MIN	Smoke Protection
304	3'-0" x 6'-8" x 1 3/4"	2	S. C. Oak Slab	Alum	Metal		20 MIN	Smoke Protection
305	3'-0" x 6'-8" x 1 3/4"	2	Metal	Alum	Metal		1 1/2 HRS	Safety Glazing & Smoke Protection
400	3'-0" x 6'-8" x 1 3/4"	3	Metal	Alum	Metal		1 1/2 HRS	Safety Glazing & Smoke Protection
401	3'-0" x 6'-8" x 1 3/4"	2	S. C. Oak Slab	Alum	Metal		20 MIN	Smoke Protection
402	3'-0" x 6'-8" x 1 3/4"	1	White Oak/Glass	Alum	Wood			Safety Glazing & Smoke Protection
403	(2) 2'-6" x 6'-8" x 1 3/4"	4	S. C. Oak Slab	Alum	Metal		20 MIN	Smoke Protection
404	(2) 2'-6" x 6'-8" x 1 3/4"	4	S. C. Oak Slab	Alum	Metal		20 MIN	Smoke Protection
405	3'-0" x 6'-8" x 1 3/4"	2	S. C. Oak Slab	Alum	Metal		20 MIN	Smoke Protection
406	3'-0" x 6'-8" x 1 3/4"	2	S. C. Oak Slab	Alum	Metal		20 MIN	Smoke Protection
407	3'-0" x 6'-8" x 1 3/4"	2	Metal	Alum	Metal		1 1/2 HRS	Safety Glazing & Smoke Protection
500	3'-0" x 6'-8" x 1 3/4"	3	Metal	Alum	Metal		1 1/2 HRS	Safety Glazing & Smoke Protection
501	3'-0" x 6'-8" x 1 3/4"	2	S. C. Oak Slab	Alum	Metal		20 MIN	Smoke Protection
502	3'-0" x 6'-8" x 1 3/4"	1	White Oak/Glass	Alum	Wood			Safety Glazing & Smoke Protection
503	3'-0" x 6'-8" x 1 3/4"	2	S. C. Oak Slab	Alum	Metal		20 MIN	Smoke Protection
504	3'-0" x 6'-8" x 1 3/4"	3	S. C. Oak Slab	Alum	Metal		20 MIN	Safety Glazing & Smoke Protection
505	3'-0" x 6'-8" x 1 3/4"	3	Metal	Alum	Metal		1 1/2 HRS	Safety Glazing & Smoke Protection

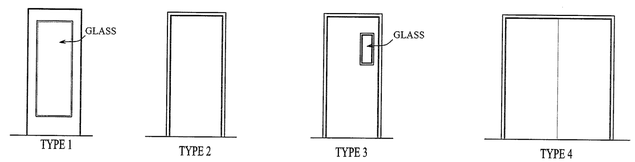

TYPE 1 TYPE 2 TYPE 3 TYPE 4

UNIT DOOR SCHEDULE

DOOR	LOCATION	SIZE Width	SIZE Height	SIZE Thick	DOOR Type	DOOR Material	THRESH	FRAME Material	LABEL	REMARKS
01	Unit Entry	3'-0"	6'-8"	1 3/4"	A	S. C. Oak Slab	Aluminum	Metal	20 MIN	
02	Bedroom/Bath/ Closet	3'-0"	6'-8"	1 3/8"	B	S. C. Oak Slab		Wood		
03	Closet	2'-6"	6'-8"	1 3/8"	B	S. C. Oak Slab		Wood		
04	Closet	4'-0"	6'-8"	1 3/8"	C	S. C. Oak Slab		Wood		
05	Closet	5'-0"	6'-8"	1 3/8"	C	S. C. Oak Slab		Wood		
06	Closet	6'-0"	6'-8"	1 3/8"	C	S. C. Oak Slab		Wood		
07	Balc./Fench Balc	6'-0"	6'-8"	1 3/8"	D	Oak and Glass	Aluminum	Pre-Hung		Slider
08	French Balcony	6'-0"	6'-8"	1 3/8"	E	Oak and Glass	Aluminum	Pre-Hung		Inswing door - one leaf opperable, one fixed

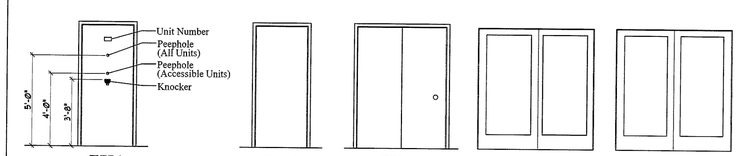

TYPE A TYPE B TYPE C BIFOLD TYPE D SLIDER TYPE E INSWING

WINDOW SCHEDULE

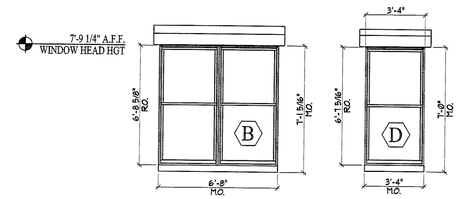

TYPE B: ALUMINUM CLAD DOUBLE HUNG IN MASONRY P.C. HEAD/SILL

TYPE D: ALUMINUM CLAD DOUBLE HUNG IN MASONRY P.C. HEAD/SILL

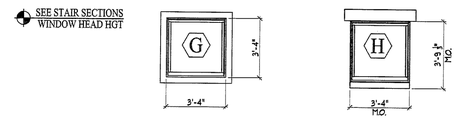

TYPE G: VINYL FIXED WINDOW WITH TRIM KIT IN CEMENT SIDING

TYPE H: ALUMINUM CLAD FIXED WINDOW IN MASONRY P.C. HEAD/SILL

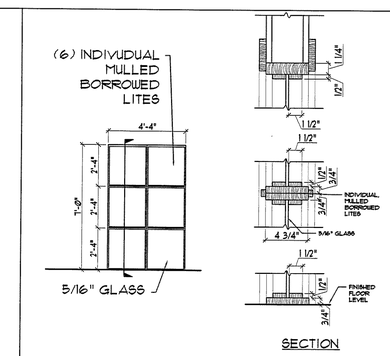

INTERIOR WINDOW TYPE K

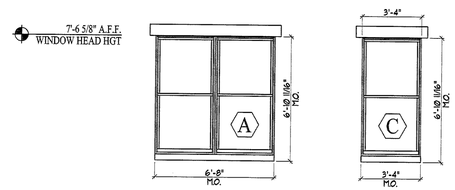

TYPE A: ALUMINUM CLAD DOUBLE HUNG IN MASONRY P.C. HEAD/SILL

TYPE C: ALUMINUM CLAD DOUBLE HUNG IN MASONRY P.C. HEAD/SILL

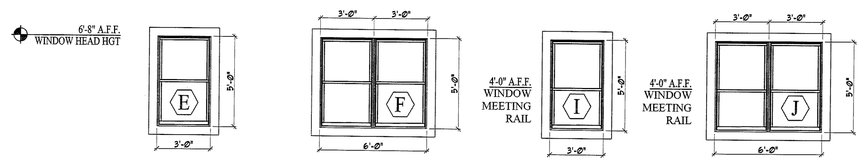

TYPE E: VINYL DOUBLE HUNG WITH TRIM KIT IN CEMENT SIDING

TYPE F: VINYL DOUBLE HUNG WITH TRIM KIT IN CEMENT SIDING

TYPE I: VINYL DOUBLE HUNG WITH TRIM KIT IN CEMENT SIDING - WINDOW MEETING RAIL AT 48" A.F.F. FOR HANDICAP UNIT

TYPE J: VINYL DOUBLE HUNG WITH TRIM KIT IN CEMENT SIDING - WINDOW MEETING RAIL AT 48" A.F.F. FOR HANDICAP UNIT

ORDER OF INSTALLATION OF WATER PROOFING AT WINDOWS

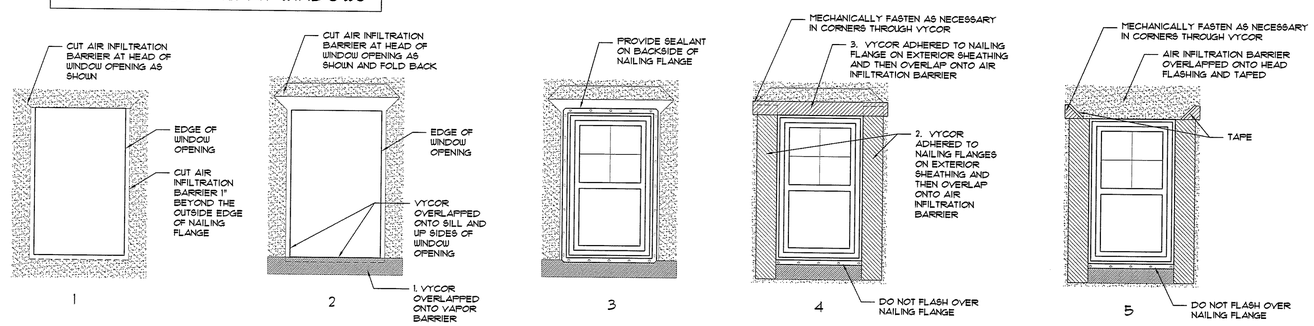

NOTES:
1. INSTALL GRACE VYCOR PLUS® IN ORDER AS SHOWN BY NUMBERS.
2. IF APPLICABLE, LEAVE RELEASE PAPER ON LOWER HALF OF SILL FLASHING UNTIL FUTURE TIE-IN.
3. INSTALL GRACE VYCOR PLUS® AND AIR INFILTRATION BARRIER TO FORM WATER SHEDDING LAPS.
4. COORDINATE WITH FLASHING REQUIREMENTS OF WINDOW MANUFACTURER
5. FOLLOW MANUFACTURES RECOMMENDATIONS FOR INSTALLATION.

NOTE: MOCK-UP FIRST WINDOW TO BE APPROVED BY MSHA, AND ARCHITECT PRIOR TO ANY INSTALLATION

LICENSED ARCHITECT DAVID LLOYD NO. 936 STATE OF MAINE

OWNER: 53 DANFORTH STREET, LP C/O THE SZANTON COMPANY, ONE CITY CENTER - 4TH FLOOR PORTLAND, ME 04101

ARCHETYPE, P.A. ARCHITECTS
48 Union Wharf Portland, Maine 04101
(207) 772-6022 Fax (207) 772-4056

Project: 53 DANFORTH
53 DANFORTH STREET PORTLAND, MAINE

Revisions:
28 May 2008 - 50% MSHA Submital
1 July 2008 - 90% MSHA Submital
15 July 2008 - Pricing Set
25 July 2008 - 100% MSHA Submital

Scale: VARIES

Date: 23 April 2008

DOOR AND WINDOW SCHEDULE

A7.01