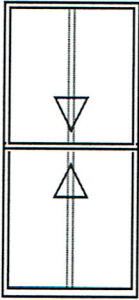

Item#: 1 Location: Kitchen Qty: 1

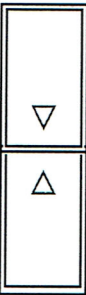


Manufacturer: Marvin; wood double hung tilt pac; sash opening: 33 5/8" x 73 1/4"; 1 /unit oil rubbed bronze sash lock; beige jamb hardware; bare pine interior; primed pine exterior; screen: no screen; glass add for all sash/panels; standard bevel; # BLACK PIF INTERIOR 8 WEEK LEAD TIME; # LOW – E 1 WITH ARGON.

Top & Bottom Sashes

Primed pine sash exterior, bare pine sash interior, insulated glass, clear, black perimeter and spacer bar, 7/8" simulated divided lite – with spacer bar – black – rectangular grille – special lite cut 2 wide x 1 high: primed pine exterior – bare pine interior, putty exterior glazing profile.

Item#: 2 Location: LR-thin (right side) Qty: 1

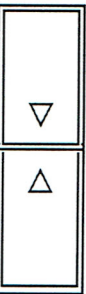


Manufacturer: Marvin; wood double hung tilt pac; sash opening: 21 1/8" x 73 1/8"; 1 /unit oil rubbed bronze sash lock; beige jamb hardware; bare pine interior; primed pine exterior; screen: no screen; glass add for all sash/panels; standard bevel; # BLACK PIF INTERIOR 8 WEEK LEAD TIME; # LOW-E 1 WITH ARGON.

Top & Bottom Sashes

Primed pine sash exterior, bare pine sash interior, insulated glass – 1 lite, clear, black perimeter bar, putty exterior glazing profile.

Item#: 3 Location: LR-thin (left side) Qty: 1

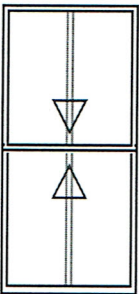


Manufacturer: Marvin; wood double hung tilt pac; sash opening: 21" x 73"; 1 /unit oil rubbed bronze sash lock; beige jamb hardware; primed pine interior; primed pine exterior; screen: no screen; glass add for all sash/panels; standard bevel; # BLACK PIF INTERIOR 8 WEEK LEAD TIME; # LOW-E 1 WITH ARGON.

Top & Bottom Sashes

Primed pine sash exterior, primed pine sash interior, insulated glass – 1 lite, clear, black perimeter bar, putty exterior glazing profile.

Item#: 4 Location: LR-wide (right side) Qty: 1



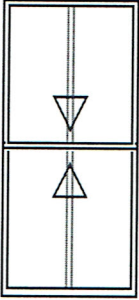
Manufacturer: Marvin; wood double hung tilt pac; sash opening: 33 7/16" x 73"; 1 /unit oil rubbed bronze sash lock; beige jamb hardware; primed pine interior; primed pine exterior; screen: no screen; glass add for all sash/panels; standard bevel; # BLACK PIF INTERIOR 8 WEEK LEAD TIME; # LOW-E 1 WITH ARGON.

Top & Bottom Sashes

Primed pine sash exterior, primed pine sash interior, insulated glass, clear, black perimeter and spacer bar, 7/8" simulated divided lite – with spacer bar – black – rectangular grille – special lite cut 2 wide x 1 high: primed pine exterior – primed pine interior, putty exterior glazing profile.

1/4" = 1' 0" - All drawings are exterior views.

Item#: 5 Location: LR-wide (left side) Qty: 1

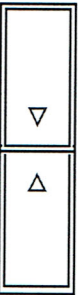


Manufacturer: Marvin; wood double hung tilt pac; sash opening: 33 5/8" x 73 1/8"; 1 /unit oil rubbed bronze sash lock; beige jamb hardware; primed pine interior; primed pine exterior; screen: no screen; glass add for all sash/panels; standard bevel; # BLACK PIF INTERIOR 8 WEEK LEAD TIME; # LOW-E 1 WITH ARGON.

Top & Bottom Sashes

Primed pine sash exterior, primed pine sash interior, insulated glass, clear, black perimeter and spacer bar, 7/8" simulated divided lite – with spacer bar – black – rectangular grille – special lite cut 2 wide x 1 high: primed pine exterior – primed pine interior, putty exterior glazing profile.

Item#: 6 Location: BR - Right Qty: 1

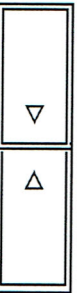


Manufacturer: Marvin; wood double hung tilt pac; sash opening: 18 9/16" x 73 1/4"; 1 /unit oil rubbed bronze sash lock; beige jamb hardware; primed pine interior; primed pine exterior; screen: no screen; glass add for all sash/panels; standard bevel; # BLACK PIF INTERIOR 8 WEEK LEAD TIME; # LOW-E 1 WITH ARGON.

Top & Bottom Sashes

Primed pine sash exterior, primed pine sash interior, insulated glass – 1 lite, clear, black perimeter bar, putty exterior glazing profile.

Item#: 7 Location: BR - Left Qty: 1

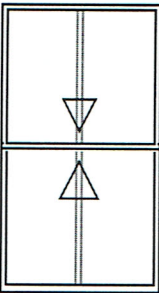


Manufacturer: Marvin; wood double hung tilt pac; sash opening: 18 5/8" x 73 1/8"; 1 /unit oil rubbed bronze sash lock; beige jamb hardware; primed pine interior; primed pine exterior; screen: no screen; glass add for all sash/panels; standard bevel; # BLACK PIF INTERIOR 8 WEEK LEAD TIME; # LOW-E 1 WITH ARGON.

Top & Bottom Sashes

Primed pine sash exterior, primed pine sash interior, insulated glass – 1 lite, clear, black perimeter bar, putty exterior glazing profile.

Item#: 8 Location: BR- Middle Qty: 1



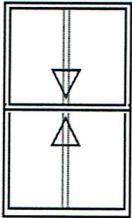
Manufacturer: Marvin; wood double hung tilt pac; sash opening: 39 5/8" x 73 1/8"; 1 /unit oil rubbed bronze sash lock; beige jamb hardware; primed pine interior; primed pine exterior; screen: no screen; glass add for all sash/panels; standard bevel; # BLACK PIF INTERIOR 8 WEEK LEAD TIME; # LOW – E 1 WITH ARGON.

Top & Bottom Sashes

Primed pine sash exterior, primed pine sash interior, insulated glass, clear, black perimeter and spacer bar, 7/8" simulated divided lite – with spacer bar – black – rectangular grille – special lite cut 2 wide x 1 high: primed pine exterior – primed pine interior, putty exterior glazing profile.

1/4" = 1' 0" - All drawings are exterior views.

Item#: 9 Location: Bath Qty: 1

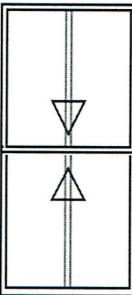


Manufacturer: Marvin; wood double hung tilt pac; sash opening: 31 5/8" x 53 1/8"; 1 /unit oil rubbed bronze sash lock; beige jamb hardware; primed pine interior; primed pine exterior; screen: no screen; glass add for all sash/panels; standard bevel; # BLACK PIF INTERIOR 8 WEEK LEAD TIME.

Top & Bottom Sashes

Primed pine sash exterior, primed pine sash interior, insulated glass – 1 lite, obscure glass, black perimeter bar, 7/8" rectangular simulated divided lite – no spacer bar – special lite cut 2 wide x 1 high: primed pine exterior – primed pine interior, putty exterior glazing profile.

Item#: 10 Location: Back BR (Side) Qty: 1

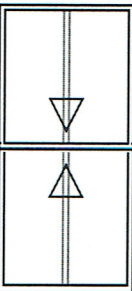


Manufacturer: Marvin; wood double hung tilt pac; sash opening: 33 3/8" x 73 3/8"; 1 /unit oil rubbed bronze sash lock; beige jamb hardware; primed pine interior; primed pine exterior; screen: no screen; glass add for all sash/panels; standard bevel; # BLACK PIF INTERIOR 8 WEEK LEAD TIME; # LOW-E 1 WITH ARGON.

Top & Bottom Sashes

Primed pine sash exterior, primed pine sash interior, insulated glass, clear, black perimeter and spacer bar, 7/8" simulated divided lite – with spacer bar – black – rectangular grille – special lite cut 2 wide x 1 high: primed pine exterior – primed pine interior, putty exterior glazing profile.

Item#: 11 Location: Back BR (parking lot side) Qty: 1



Manufacturer: Marvin; wood double hung tilt pac; sash opening: 33 7/16" x 73 1/4"; 1 /unit oil rubbed bronze sash lock; beige jamb hardware; primed pine interior; primed pine exterior; screen: no screen; glass add for all sash/panels; standard bevel; # BLACK PIF INTERIOR 8 WEEK LEAD TIME; # LOW-E 1 WITH ARGON.

Top & Bottom Sashes

Primed pine sash exterior, primed pine sash interior, insulated glass, clear, black perimeter and spacer bar, 7/8" simulated divided lite – with spacer bar – black – rectangular grille – special lite cut 2 wide x 1 high: primed pine exterior – primed pine interior, putty exterior glazing profile.

Item#: 12 Location: . Qty: 10

Manufacturer: Window Opening Control Devices (Angel Locks); . .

Item#: 13 Location: Materials Qty: 1

Manufacturer: MDG; insulation, caulking, materials needed for lead containment and miscellaneous items

General Installation Conditions and Provisions

STANDARD COMPLETE REPLACEMENT

Standard complete replacement includes (detailed in "scope of work"):

- Removal of unit
 - Disposal of debris, if noted
 - Set, level, plumb and shim unit as necessary
 - Insulate around perimeter of unit
-

1/4" = 1' 0" - All drawings are exterior views.