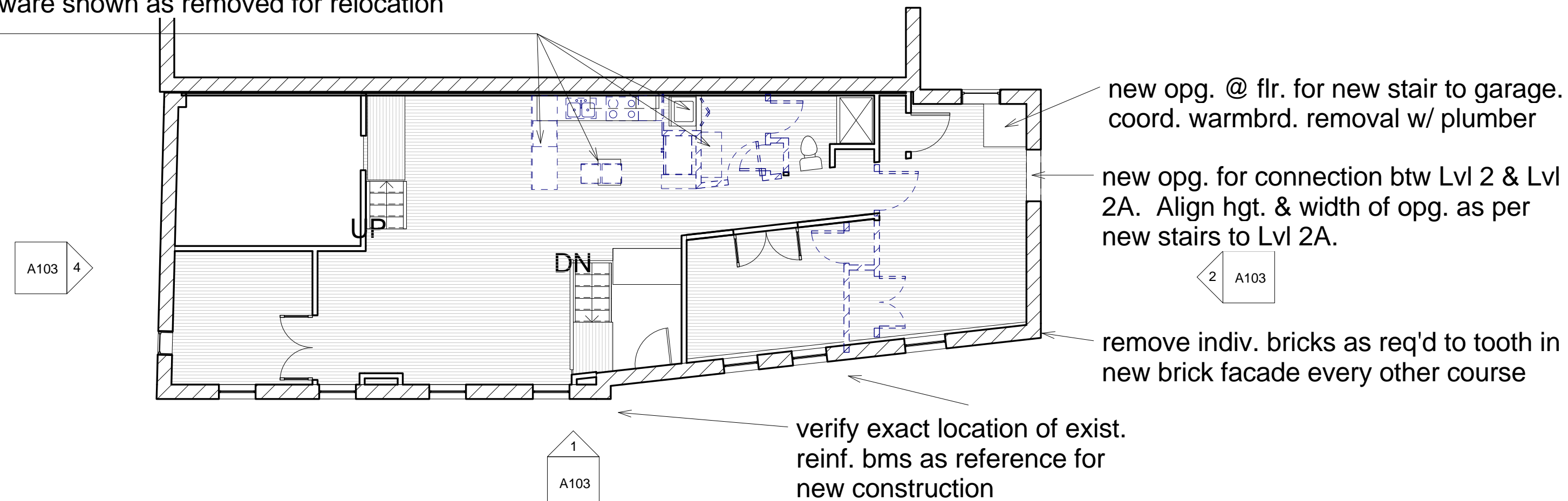
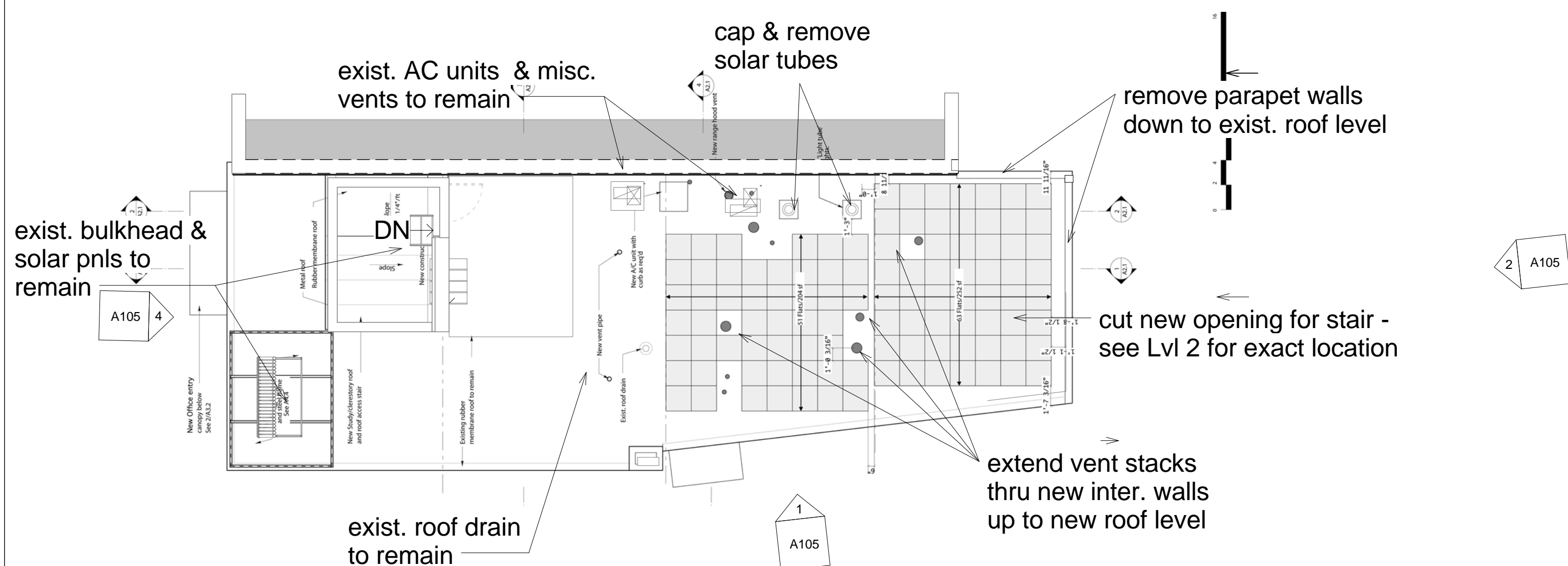


1 Existing Level 1 w demo
1/8" = 1'-0"

remove appliances & relocate where noted (W/D to 3rd Flr). remove vanity for relocation @ this bathroom. remove kitchen cabinets & pantry doors for re-use/relocation. save all doors & hardware shown as removed for relocation




2 Existing Level 2 w demo
1/8" = 1'-0"



3 Existing Roof Plan w demo
1/8" = 1'-0"

DEMOLITION NOTES:

1. Permits must be obtained for all aspects of the work, including but not limited to: General Building, Plumbing, HVAC & Electrical work.
2. All work must conform to Local, State and/or Federal codes as applicable and as having jurisdiction
3. Repair sidewalk and street paving where disturbed by new work to equal or better condition.
4. All work must be done in good workmanlike manner. Protect all areas not called to receive new work and/or to remain. Damage to any existing portion of the building or property that is called to remain is to be repaired to equal or superior condition.
5. Protect building interior from weather at all times.
6. Remove any items not specifically called to be removed which conflicts with new work.
7. Monitor all areas of demolition to ensure no loss of structural integrity. Identify to architect any items which appear to be in conflict with new work that present a problem in removing.
8. Notify commercial Tenant (Level 1) of any and all interruptions to utility services to the building and/or to their space. Provide adequate notification to, and coordinate with, Tenant before any work is done that affects his space.
9. Prior to removal of masonry for new stair opening between Garage & Level 2, erect protection barrier in Tenant space such that Tenant will not be disturbed by dust or debris. Carefully remove any affixed items which are in conflict with the new work, and re-install after stair and soffit are complete, as directed by Tenant.
10. Save all kitchen cabinets, cabinets doors, bathroom vanity, and miscellaneous doors and hardware that are called to be removed - all for re-installation where noted. Save stainless steel backsplash for re-use. Save and protect dishwasher and washer/dryer for re-location. Owner shall dispose of other appliances.
11. Separate and recycle waste materials to extent possible. Provide records of quantities and source placement.



Reiter Architecture & Design
 PO Box 275, Brooklin ME 04616 tel: 917-502-2225 email: laurenreiter@yahoo.com
Becker Structural Engineers
 Consultants
 75 York St # 3, Portland, ME 04101 Tel: (207) 879-1838

Revision Schedule		
Revision Number	Revision Description	Revision Date

Issued for permit 8/15/15

Reiter Residence
 35 Pleasant Street /
 6 South Street
 Portland, Maine 04101
RENOVATION

Existing Floor Plans /
 Demo

Project number	RENOVATION
Date	Issue Date
Drawn by	Author
Checked by	Checker

A102

Scale 1/8" = 1'-0"

