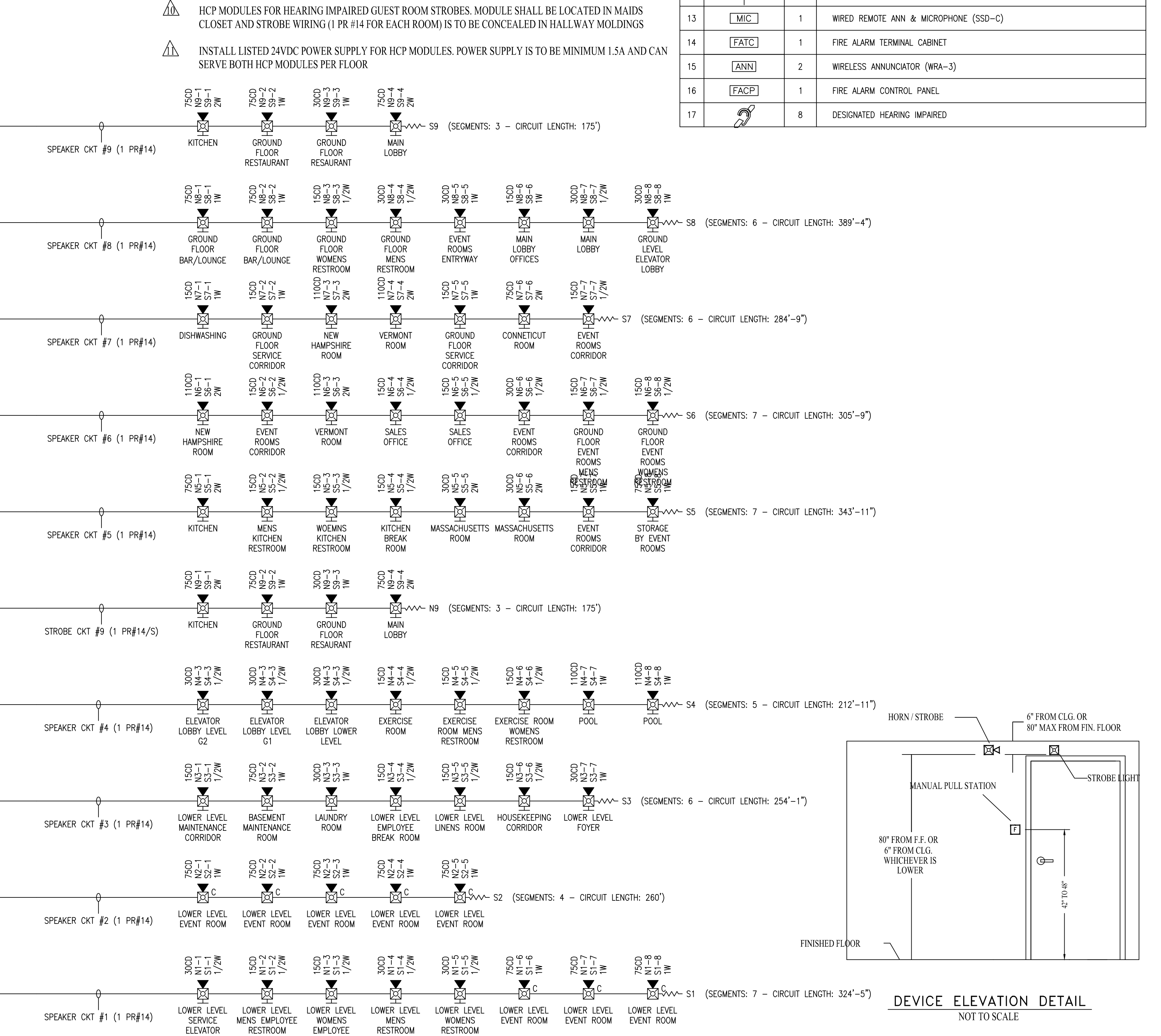
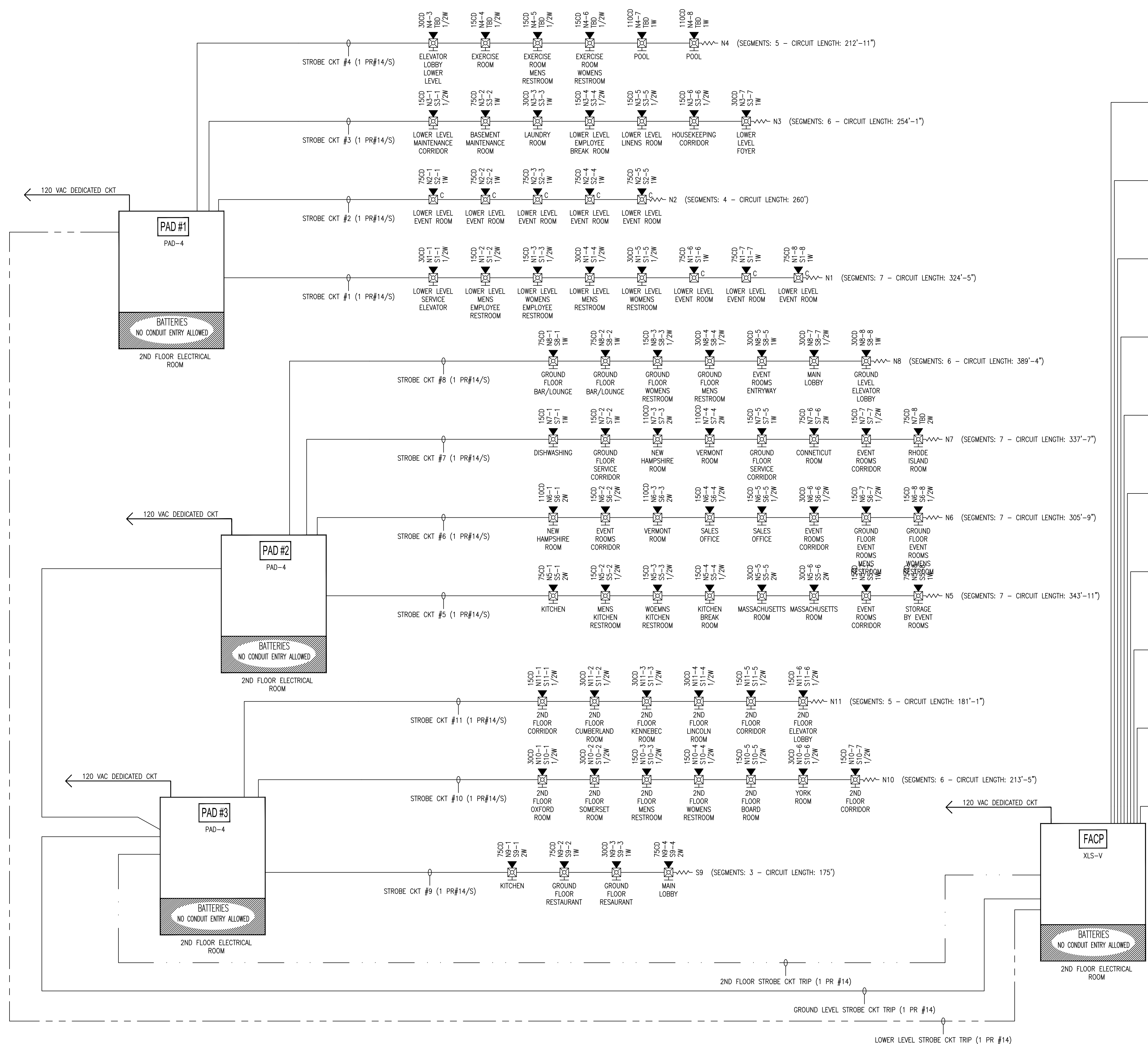


FIRE ALARM SYSTEM LAYOUT - 11TH FLOOR
SCALE: 1/8" = 1'

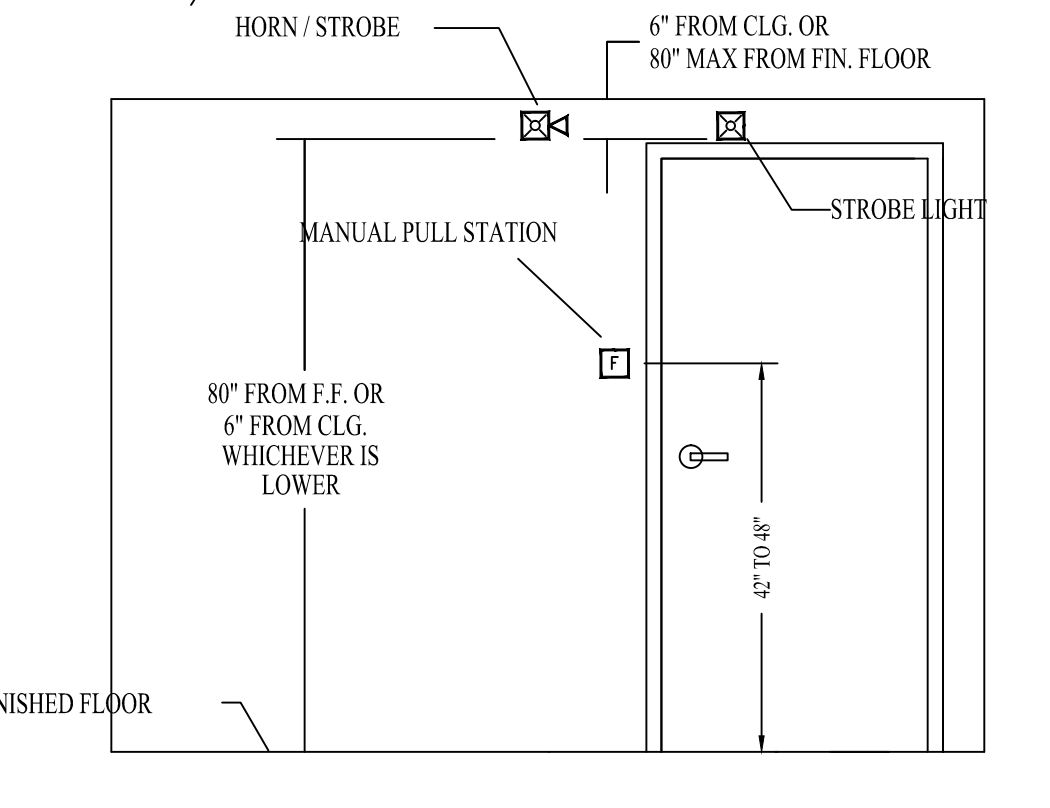
- GENERAL NOTES**
- * INSTALLATION METHODS SHALL COMPLY WITH NFPA 72 AND THE NATIONAL ELECTRIC CODE
 - * DEVICE ADDRESSES ARE NOT SHOWN AND SHALL BE RECORDED IN THE FIELD THROUGHOUT INSTALLATION.
 - * INITIATING DEVICES IN COMMON AREAS AND SOUNDERS WITHIN GUEST SUITES SHALL BE WIRELESS.
 - * ELEVATOR RECALL & SPRINKLER MONITOR MODULES SHALL BE PERMITTED TO BE WIRED IF WIRELESS SIGNAL IS INSUFFICIENT AND WIRED OPTION PRACTICAL.
 - * LOCATIONS OF WIRELESS REPEATER(S) IS NOT SHOWN ON THE DRAWINGS. FIELD TECHNICIAN SHALL RECORD ON JOB SITE PLANS TO INCLUDE IN AS BUILT DOCUMENTS. SMOKE DETECTOR SHALL BE INSTALLED ABOVE ANY WIRELESS REPEATER.

- KEYED NOTES**
- REPLACE EXISTING HORN/STROBE WITH NEW WEATHERPROOF DEVICE. UTILIZE EXISTING WIRING IF ACCEPTABLE BY THE NEC. EXTEND CONDUIT WHERE NECESSARY FOR NEW LOCATION(S).
 - COORDINATE LOCATION OF WIRELESS ANNUNCIATOR WITH MAINTENANCE DIRECTOR AT TIME OF INSTALLATION
 - DISPATCH PROCEDURE ON CO DETECTION TO BE VERIFIED WITH LOCAL FIRE DEPARTMENT
 - SPEAKER/STROBE MAY BE RELOCATED TO CEILING MOUNT WITH APPROVAL FROM OWNER. SPACING SHALL BE VERIFIED BY ENGINEER
 - FIELD VERIFY EXACT QUANTITY OF MONITOR MODULES & INSTALL AS NEEDED. TAMPER SWITCHES SHALL REMAIN CHAINED & LOCKED UNTIL SPRINKLER CONTRACTOR HAS INSTALLED SWITCHES CAPABLE OF BEING ELECTRONICALLY MONITORED.
 - GARAGE LEVEL ELEVATOR LOBBY SPEAKER/STROBES SHALL BE TIED TO LOWER LEVEL ACTIVATION
 - LOCATE WIRELESS ANNUNCIATOR & WIRELESS ANNUNCIATOR WITH REMOTE MICROPHONE ADJACENT TO EACH OTHER. EQUIPMENT IS TO BE LOCATED IN CLEAR VIEW OF THE MAIN ENTRANCE FOR FIRE DEPARTMENT ACCESS, BUT UNOBTRUSIVE TO HOTEL STAFF.
 - THE WIRELESS MONITOR MODULE TO HOOD SUPPRESSION SYSTEM. RECORD FINAL LOCATION OF MODULE ON AS BUILT DOCUMENTATION
 - INSTALL MODULES WITH PROVISIONS FOR TAMPER SWITCH TIE IN. EXISTING SWITCHES NOT COMPATIBLE WITH FIRE ALARM.
 - HCP MODULES FOR HEARING IMPAIRED GUEST ROOM STROBES. MODULE SHALL BE LOCATED IN MAIDS CLOSET AND STROBE WIRING (1 PR #14 FOR EACH ROOM) IS TO BE CONCEALED IN HALLWAY MOLDINGS
 - INSTALL LISTED 24VDC POWER SUPPLY FOR HCP MODULES. POWER SUPPLY IS TO BE MINIMUM 1.5A AND CAN SERVE BOTH HCP MODULES PER FLOOR.

SYMBOL LEGEND			
ITEM NO.	SYMBOL	QTY. TOTAL	DESCRIPTION
1	○	121	STANDARD BASE
2	□	8	INTELLIGENT ZONE MODULE (HCP) - 4" SQUARE
3	⊞	23	MONITOR MODULE (MODEL 345) - WIRELESS BACK BOX
4	⊞	29	PULL STATION (MODEL 310) - WIRELESS BACK BOX
5	⊞	119	SMOKE DETECTOR (MODEL 302) - WIRELESS BACK BOX
6	⊞	2	CARBON MONOXIDE DETECTOR (MODEL 350) - WIRELESS BACK BOX
7	⊞	7500	WP HORN/STROBE (AS-75-R-WP) - MOUNTS ON WPBS
8	⊞	240	LOW FREQUENCY HORN (MODEL 520W) - WIRELESS BACK BOX
9	⊞	113	SPEAKER/STROBE (SEFH-MC-R) - 4" SQUARE W/ EXTENSION
10	⊞	8	STROBE (ZR-MC-R) - 4" SQUARE OR SINGLE GANG
11	⊞	8	HIGH CANDELA STROBE (ZR-HMC-R) - 4" SQUARE OR SINGLE GANG
12	⊞	20	WATER FLOW SWITCH (F.B.O.)
13	⊞	1	WIRED REMOTE ANN & MICROPHONE (SSD-C)
14	⊞	1	FIRE ALARM TERMINAL CABINET
15	⊞	2	WIRELESS ANNUNCIATOR (WRA-3)
16	⊞	1	FIRE ALARM CONTROL PANEL
17	⊞	8	DESIGNATED HEARING IMPAIRED



FIRE ALARM RISER DIAGRAM - LOWER & GROUND LEVEL SPEAKERS
SCALE: N.T.S.



DEVICE ELEVATION DETAIL
NOT TO SCALE

GENERAL NOTES	DATE	REVISIONS	REQUIRED APPROVALS	HOLIDAY INN BY THE BAY 88 SPRING ST PORTLAND, ME	FIRE ALARM SYSTEM 11TH & RISER PLANS & DETAILS
	2-19-16	SUBMITTED FOR APPROVAL BY PFD	OWNER STATE FIRE MARSHAL LOCAL FIRE DEPARTMENT		DWG. NO. FA-8
			DRAWN BY CRM	CONTRACT WITH OWNER	JOB NUMBER 3062
			CHECKED BY BWB	 EASTERN FIRE SERVICES, INC. AUBURN/LEWISTON INDUSTRIAL AIRPARK, AUBURN, MAINE 04210	SCALE AS SHOWN
			CONTRACTOR LICENSE #		DATE 1/14/16