
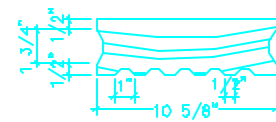


KEYED NOTES:

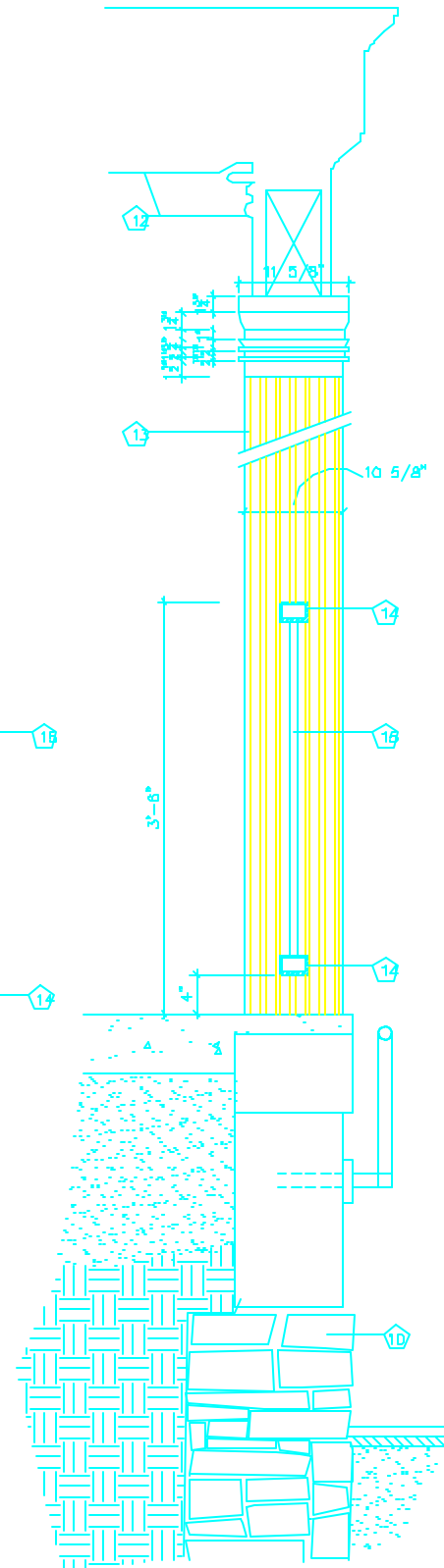
- ① EXISTING ROOFING TO REMAIN
- ② REPAIR, SCRAPE & PAINT EXISTING FASCIA
- ③ REPAIR, SCRAPE & PAINT EXISTING BEAM ENCLOSURE
- ④ EXISTING WOOD BEAM - VF
- ⑤ EXISTING WOOD COLUMN - (TYPICAL OF 3). REPAIR PER NOTES ON DRAWING A3 - PTD.
- ⑥ NOT USED
- ⑦ 6" REINFORCED CONCRETE SLAB - POUR OVER ORIGINAL PORCH AS SHOWN TO MATCH ELEVATION OF EXISTING TOP RISER.
- ⑧ EXISTING STONE PORCH EDGE.
- ⑨ EXISTING STONE PORCH FOUNDATION.
- ⑩ RUBBLE FOUNDATION - VIF
- ⑪ STEEL PIPE RAILINGS - 1 1/2" DIAMETER, 6" MIN. EMBEDMENT, PROVIDE ESCUTHEON AT ALL CONNECTION LOCATIONS - PTD.
- ⑫ REPAIR, SCRAPE & PAINT EXISTING CEILING, INTERIOR FASCIA, BEAM & WOOD TRIM.
- ⑬ EXISTING WOOD PILASTER - REMOVE AND REBUILD NEW PILASTER TO REPLICATE EXISTING - PTD.
- ⑭ 3" x 2" x 3/16" STEEL TUBE - PTD.
- ⑮ 3/4" SQUARE BAR STOCK - PTD.
- ⑯ 6" x 4" x 1/2" STEEL PLATE SECURED TO CONCRETE SLAB W/ (4) 1/2" HILTY DUIK BOLTS - PTD.



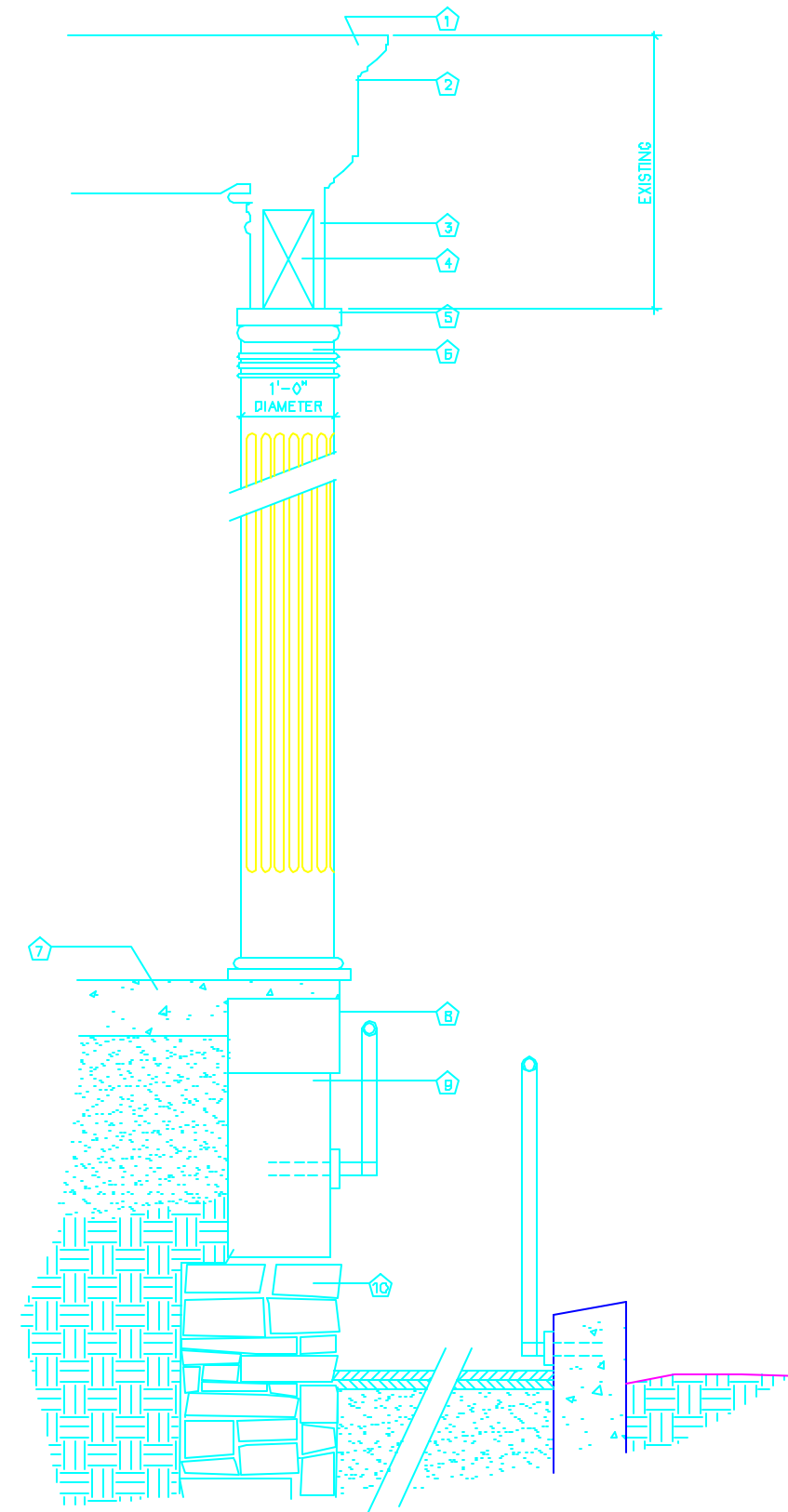
SIDE VIEW OF PILASTER



PILASTER PLAN SECTION
3" = 1'-0"



ELEVATION



ARCHETYPE, P.A.
ARCHITECTS

48 Union Wharf Portland, Maine 04101
(207) 772-6022 Fax (207) 772-4056

Project:
90 - 92 HIGH STREET
RENOVATIONS

90 - 92 HIGH STREET
PORTLAND, MAINE

Scale: 1/4" = 1'

Date: _____
Drawn By: _____
Revisions: December 5, 2010

DETAILS
WALL TYPES