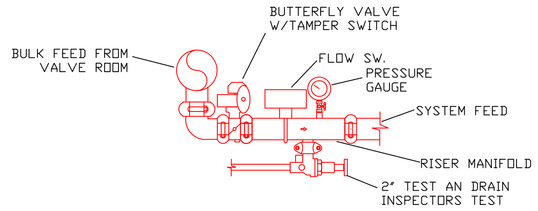

ZV ZONE VALVE (ZONE 1)
SCALE: N.T.S.

SITE LOCATION

S SITE PLAN
SCALE: N.T.S.

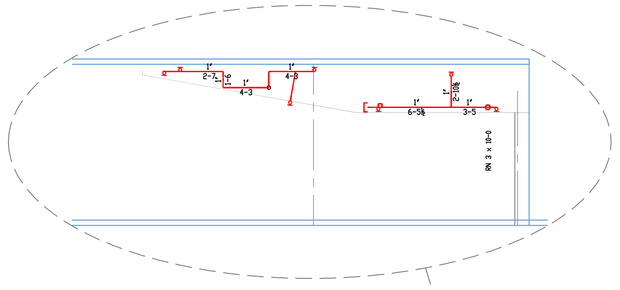

1S CEILING SECTION
SCALE 1/8" = 1'-0"

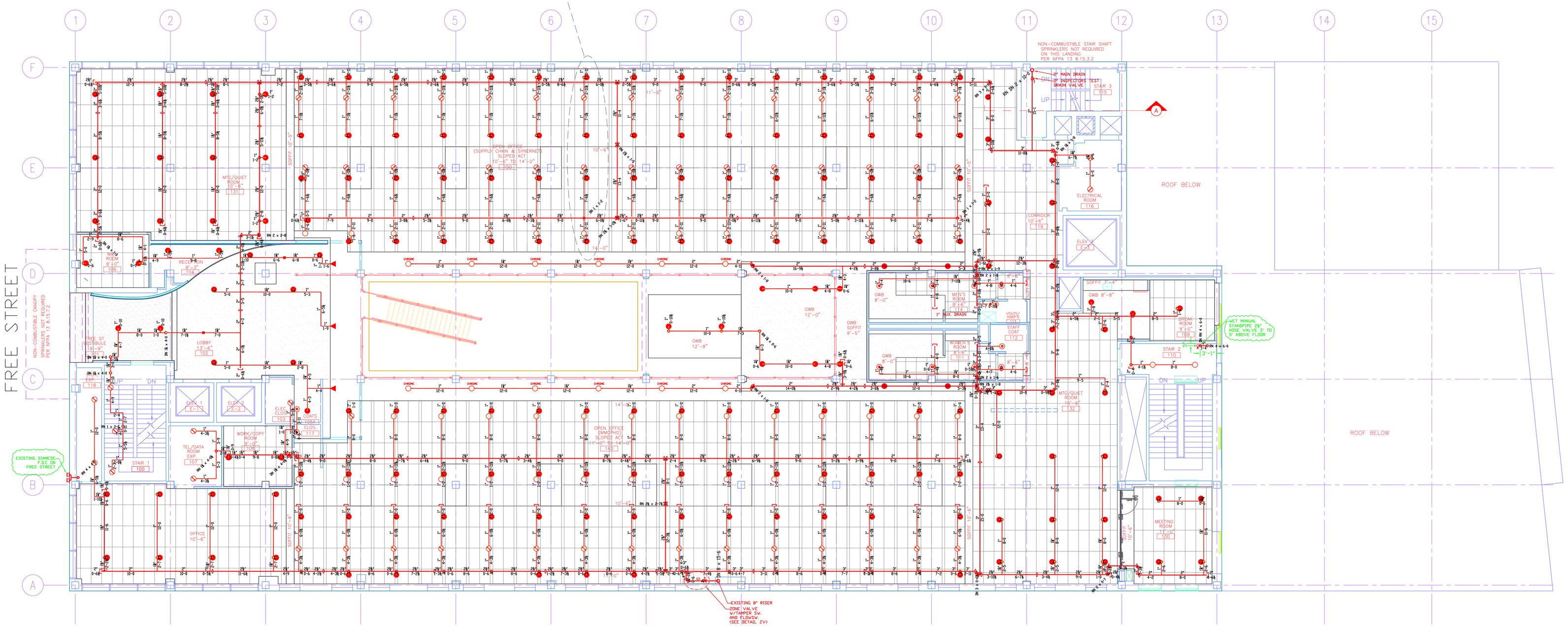

1 FIRST FLOOR (ZONE 1)
TOTAL PROTECTED AREA 20,800 SQ.FT.
SCALE 1/8" = 1'-0"

PROJECT DESCRIPTION

BUILDING CONST:

THE BUILDING IS 5 LEVELS WITH A SUB-BASEMENT CONSTRUCTED OF CONCRETE AND STEEL FRAMING, FIBERGLASS INSULATION, AND GYP BOARD CONSTRUCTION. STEEL SPRINKLER PIPING THROUGHOUT.

BUILDING OCCUPANCY:

THE BUILDING WAS BUILT & DESIGNED FOR MEDICAL OFFICES AND BUISNESS OFFICES.

SPRINKLER SYSTEM DESIGN:

THERE IS A WET SPRINKLER SYSTEM FOR THE COMPLETE BUILDING. ZONED BY FLOOR AND FED BY AN EXISTING 8" RISER. RISER IS FED FROM FREE STREET UNDERGROUND SHOWN ON FP-01 BASEMENT PLAN.

MECHANICAL ROOMS AND STORAGE AREA ARE ORDINARY HAZARD GROUP 1 130 SQ.FT. MAX OFFICES, BATHROOMS AND WAITING AREAS ARE LIGHT HAZARD 225 SQ.FT. MAX

THERE IS A NEW 4" MANUAL WET STAND PIPE BEING INSTALLED IN TOWER #2 AND WILL HAVE 2 1/2" HOSE VALVES ON ALL INTERMEDIATE STAIR LANDINGS.

THE SPRINKLER SYSTEM WAS DESIGNED TO MEET ALL APPLICABLE CODES REGARDING NFPA 13 2007ed. SYSTEM.

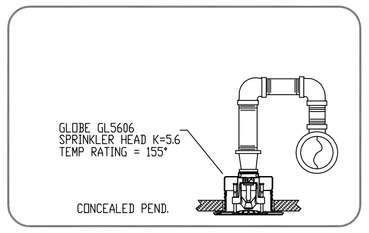

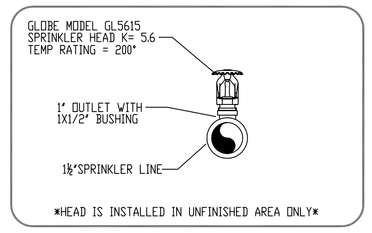

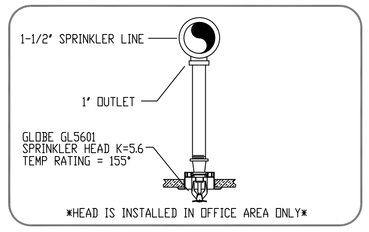

HIGH TECH
FIRE PROTECTION
P.O. BOX 156
MINOT, ME. 04258-0258
MAINE LICENSE # 102

GENERAL CONTRACTOR ON RECORD:
CONSIGLI CONSTRUCTION
(207) 791-2519

REVISIONS:

NO.	DATE:	DESCRIPTION:

SPECIAL APPLICATIONS:

NO.	DESCRIPTION:
1.	FIRE CAULK WALL PENETRATION WHERE REQUIRED TO MEET BUILDING SPECIFIC RATINGS.
2.	HEADS CENTER OF TILE IN ALL ACOUSTICAL CEILINGS

LEGEND:

- AUXILIARY DRAIN
- PIPE PITCH 1/4 MAINS 1/2 LINES
- 2 WAY SWAY BRA

DESIGN NOTES:

ALL PIPING 1 1/2" & LARGER TO BE SCHEDULE 10 WITH GROOVED DUCTILE IRON FITTING.

ALL PIPING 1 1/4" & SMALLER TO BE SCHEDULE 40 WITH APPROPRIATE FITTING.

POSITION, LOCATION, SPACING, AND USE OF SPRINKLERS SHALL BE IN ACCORDANCE WITH NFPA 13.

POSITION, LOCATION, SPACING, AND USE OF HANGERS SHALL BE IN ACCORDANCE WITH NFPA 13.

HYDRAULIC CALCULATION PROCEDURES HAVE BEEN DONE IN ACCORDANCE WITH NFPA 13. (SEE PLANS FOR LOCATION OF REMOTE AREAS, HYDRAULIC REFERENCE POINTS, AND SYSTEM DEMANDS.)

HIGH TECH FIRE PROTECTION IS TO BEGIN WORK AT 6" UNI-FLANGE 1' ABOVE F.F. INSIDE OF BUILDING.

DIMENSIONS AND LOCATIONS GIVEN FOR SPRINKLER HEADS AND PIPE MAY VARY TO ACCOMMODATE ACTUAL FIELD CONDITIONS.

OWNER TO PROVIDE ADEQUATE HEAT THROUGHOUT BUILDING TO PREVENT WATER FILLED PIPING AND EQUIPMENT FROM FREEZING TEMPERATURES.

ALL MECHANICAL, ELECTRICAL AND PLUMBING TRADES TO COORDINATE THEIR WORK WITH SPRINKLER CONTRACTOR.

ALL ELECTRIC WORK IS TO BE DONE BY OTHERS.

GLOBE
MODEL GL5606
194 /155°
K=5.6
1/2" WHITE CONCEALED PENDENT
CENTER OF TILE

GLOBE
MODEL GL5601
12 /155°
K=5.6
1/2" WHITE PENDENT
SEMI-RECESSED ESC.
CENTER OF TILE

ON LINE — GLOBE MODEL GL5615 — ON SPRIG
117 /200°
K=5.6
1/2" BRASS UPRIGHT
ON SPRIGS OR THE LINE
DEFLECTORS 1" TO 12" BELOW
NON-COMBUSTIBLE CEILINGS

GLOBE
MODEL GL5626
3 /200°
K=5.6
1/2" WHITE HORIZONTAL
SIDEWALL
DEFLECTORS 1" TO 12" BELOW
NON-COMBUSTIBLE CEILINGS

TOTAL HEADS ON THIS SHEET 326

SCALE: 2 1 0 1 2 — 1/8"=1'-0"

DATE: AUGUST 12, 2010

DESIGNER: ED POULIN (RMS# 515)
CHECKED BY: T. FORTIN / J. FOSS
NICET LEVEL: III CERT # 108534

LOCATION:
110 FREE STREET
PORTLAND, ME

DRAWING TITLE:
MAINE HEALTH
FIRST FLOOR
FIRE PROTECTION PLAN
(NFPA 13 2007ed.)

DRAWING NO.:
FP-02