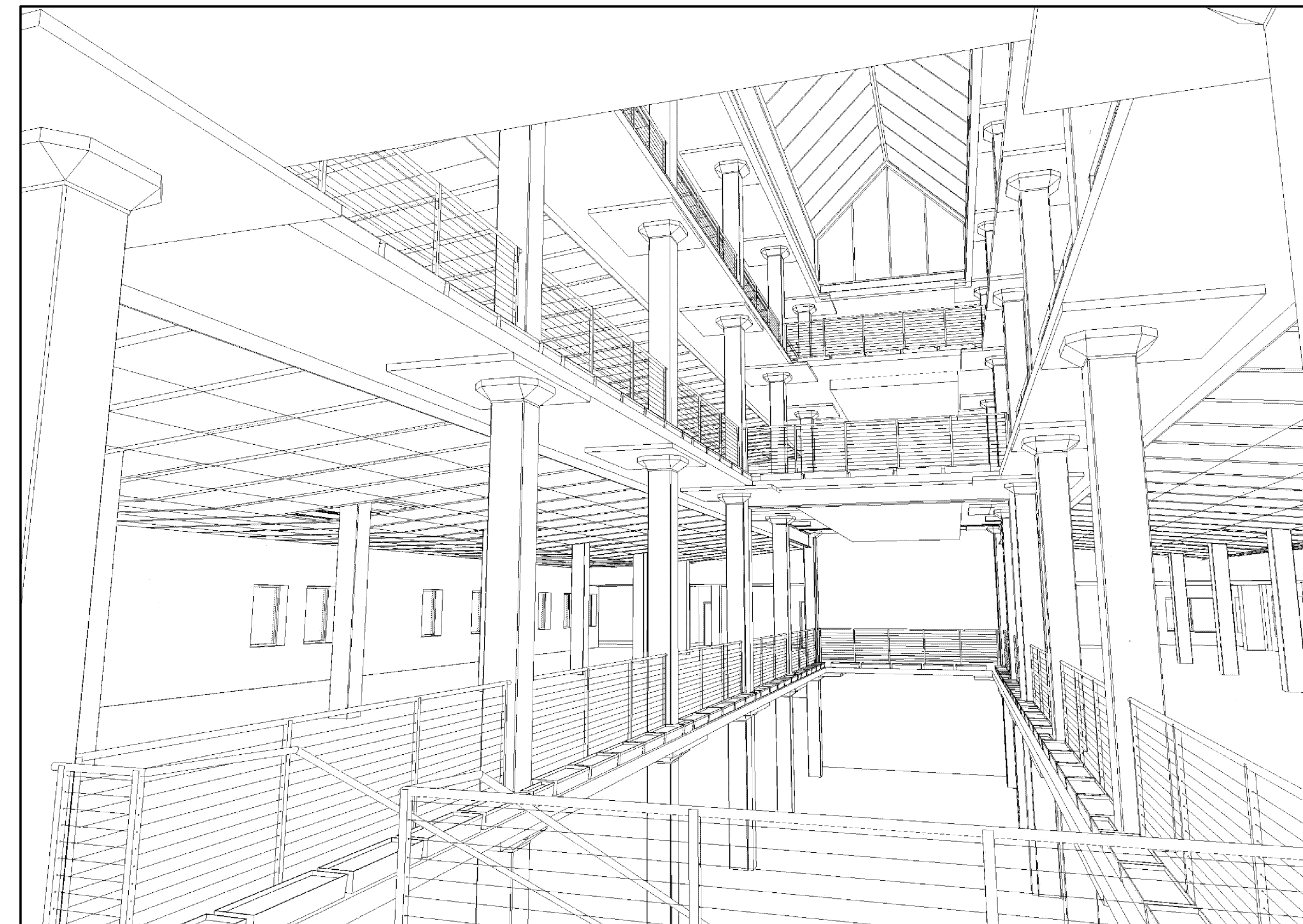


110 FREE STREET BUILDING RENOVATIONS

110 FREE STREET
PORTLAND, MAINE 04101



ISSUED FOR CONSTRUCTION

FEB 12, 2010

CODE COMPLIANCE SUMMARY

NFPA 101, Version 2006
International Building Code (IBC) Version 2003
International Existing Building Code (IEBC) Version 2003
Americans with Disabilities Act (ADA)
State of Maine MRSA Title 5, Ch.337, Sec. 4594-F
ASME 17.1, 17.3 (existing and new elevators)

BUILDING SQUARE FOOTAGE (NET)

Sub-Basement-Boiler Room	1,663
Basement	24,727
Floor 1	20,276
Floor 2	20,276
Floor 3	20,276
Mechanical Penthouse	2,010
Building Totals	89,228

HARRIMAN


Architects + Engineer
Auburn Business Park
46 Harrison Drive
Auburn, Maine 04210
207.784.5100 ext.
207.782.3017 fax
123 Middle Street
Portland, Maine 04101
207.775.0033 ext.
207.775.9460 fax
www.harriman.com
© 2009

LIST OF DRAWINGS

COVER SHEET


CIVIL DRAWINGS

- C00.1 SITE LAYOUT, GRADING AND UTILITIES PLAN
- C00.2 SITE NOTES AND DETAILS
- C00.3 SITE EROSION CONTROL NOTES AND DETAILS
- C10.1 EXISTING SITE CONDITIONS AND DEMOLITION PLAN
- C90.1 SITE PLANTING PLAN




ARCHITECTURAL DRAWINGS

- A10.0 GROUND FLOOR & SUB-BASEMENT PLANS
- A10.1 FIRST FLOOR PLAN
- A10.2 SECOND FLOOR PLAN
- A10.3 THIRD FLOOR PLAN
- A11.1 ENLARGED FLOOR PLANS
- A11.2 ENLARGED FLOOR PLANS
- A15.1 PENTHOUSE FLOOR PLAN AND ROOF PLAN
- A15.2 ROOF DETAILS
- A20.1 EXTERIOR ELEVATIONS
- A20.2 EXTERIOR ELEVATIONS
- A21.1 EXISTING ELEVATIONS ENVELOPE REVIEW
- A21.2 EXISTING ELEVATIONS ENVELOPE REVIEW
- A25.1 BUILDING SECTIONS
- A30.1 WALL SECTIONS
- A35.1 STAIR PLANS SECTIONS DETAILS
- A40.1 CONSTRUCTION SYSTEMS & TYPICAL DETAILS
- A50.1 EXTERIOR DETAILS
- A55.1 WINDOW AND BORROWED LITE TYPES & DETAILS
- A55.2 SKYLIGHT SECTIONS & ELEVATIONS
- A55.3 SKYLIGHT DETAILS
- A60.1 DOOR AND FRAME SCHEDULES & ELEVATIONS
- A60.2 DOOR, FRAME AND SIDE-LITE DETAILS
- A61.1 ROOM FINISH SCHEDULES & LEGEND
- A70.0 REFLECTED CEILING PLAN GROUND FLOOR
- A70.1 REFLECTED CEILING PLAN FLOOR 1
- A70.2 REFLECTED CEILING PLAN FLOOR 2
- A70.3 REFLECTED CEILING PLAN FLOOR 3
- A71.1 FLOOR FINISH PLANS
- A80.1 INTERIOR DETAILS
- A80.2 INTERIOR DETAILS
- A81.1 INTERIOR ELEVATIONS
- A81.2 INTERIOR ELEVATIONS
- A81.3 INTERIOR ELEVATIONS
- A81.4 INTERIOR ELEVATIONS
- A83.1 MILLWORK DETAILS
- A83.2 MILLWORK DETAILS
- A83.3 MILLWORK DETAILS
- A83.4 MILLWORK DETAILS




STRUCTURAL DRAWINGS

- S10.1 FOUNDATION PLAN




PLUMBING DRAWINGS

- P00.1 PLUMBING SCHEDULES AND DETAILS
- P10.0 GROUND FLOOR PLAN PLUMBING DRAINAGE
- P10.1 FIRST FLOOR PLAN PLUMBING DRAINAGE
- P10.2 SECOND FLOOR PLAN PLUMBING DRAINAGE
- P10.3 THIRD FLOOR PLAN PLUMBING DRAINAGE
- P10.4 PART PLANS PLUMBING
- P20.0 GROUND FLOOR PLAN PLUMBING SUPPLY
- P20.1 FIRST FLOOR PLAN PLUMBING SUPPLY
- P20.2 SECOND FLOOR PLAN PLUMBING SUPPLY
- P20.3 THIRD FLOOR PLAN PLUMBING SUPPLY
- F10.0 GROUND FLOOR PLAN FIRE PROTECTION
- F10.1 FIRST FLOOR PLAN FIRE PROTECTION
- F10.2 SECOND FLOOR PLAN FIRE PROTECTION
- F10.3 THIRD FLOOR PLAN FIRE PROTECTION



MECHANICAL DRAWINGS

- M00.0 LEGEND AND GENERAL NOTES
- M05.0 GROUND FLOOR PLAN DEMOLITION HVAC
- M05.1 FIRST FLOOR PLAN DEMOLITION HVAC
- M05.2 SECOND FLOOR PLAN DEMOLITION HVAC
- M05.3 THIRD FLOOR PLAN DEMOLITION HVAC
- M10.0 GROUND FLOOR PLAN DUCTWORK
- M10.1 FIRST FLOOR PLAN DUCTWORK
- M10.2 SECOND FLOOR PLAN DUCTWORK
- M10.3 THIRD FLOOR PLAN DUCTWORK
- M10.4 PENTHOUSE AND ROOF PLAN DUCTWORK
- M20.0 GROUND FLOOR PLAN PIPING
- M20.1 FIRST FLOOR PLAN PIPING
- M20.2 SECOND FLOOR PLAN PIPING
- M20.3 THIRD FLOOR PLAN PIPING
- M21.0 PART PLANS HVAC
- M30.0 DETAILS HVAC
- M30.1 DETAILS HVAC
- M31.0 SECTIONS HVAC
- M40.0 SCHEDULES HVAC



ELECTRICAL DRAWINGS

- E00.1 ELECTRICAL LEGEND, NOTES & DETAILS
- E10.0 ELECTRICAL LIGHTING GROUND FLOOR PLAN
- E10.1 ELECTRICAL LIGHTING FIRST FLOOR PLAN
- E10.2 ELECTRICAL LIGHTING SECOND FLOOR PLAN
- E10.3 ELECTRICAL LIGHTING THIRD FLOOR PLAN
- E10.4 ELECTRICAL LIGHTING SCHEDULES
- E20.0 ELECTRICAL POWER GROUND FLOOR PLAN
- E20.1 ELECTRICAL POWER FIRST FLOOR PLAN
- E20.2 ELECTRICAL POWER SECOND FLOOR PLAN
- E20.3 ELECTRICAL POWER THIRD FLOOR PLAN
- E20.4 ELECTRICAL ROOF PLAN
- E20.5 ELECTRICAL NEW WORK PENTHOUSE & SUB-BASEMENT PLAN
- E30.0 ELECTRICAL SYSTEMS GROUND FLOOR PLAN
- E30.1 ELECTRICAL SYSTEMS FIRST FLOOR PLAN
- E30.2 ELECTRICAL SYSTEMS SECOND FLOOR PLAN
- E30.3 ELECTRICAL SYSTEMS THIRD FLOOR PLAN
- E41.0 ELECTRICAL RISER AND WIRING DIAGRAM
- E51.0 ELECTRICAL POWER ONE-LINE DIAGRAM
- E70.0 ELECTRICAL PANEL SCHEDULES
- E70.1 ELECTRICAL PANEL SCHEDULES

