
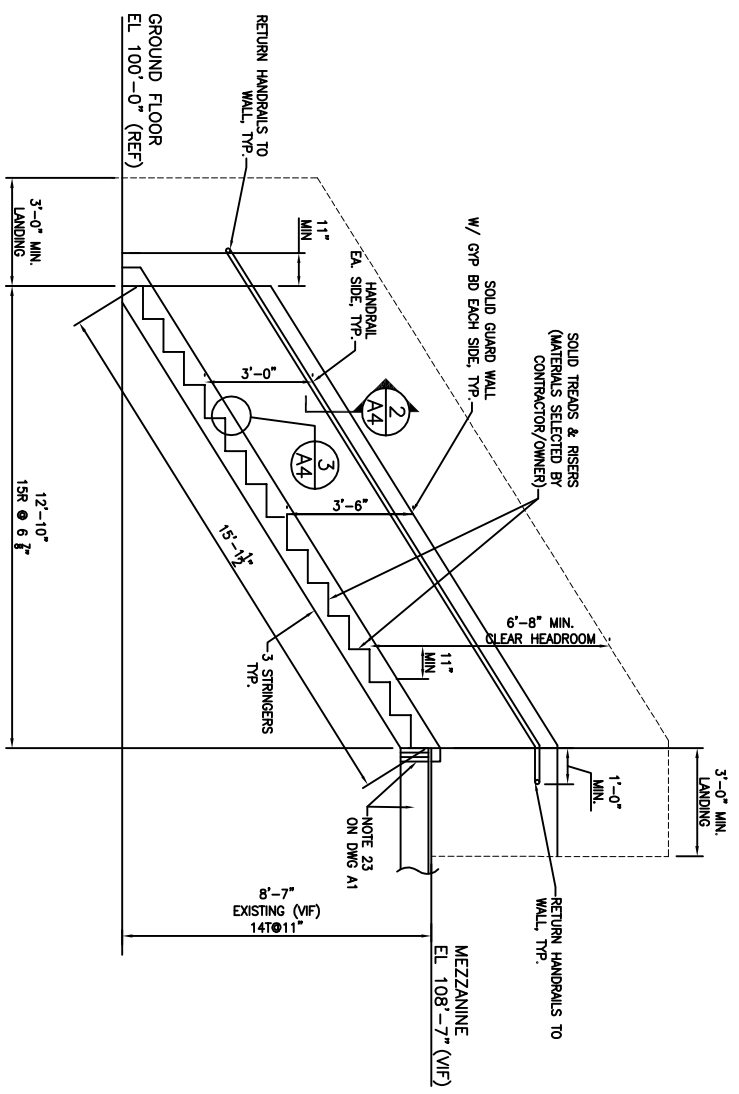


REV.	DATE	STATUS
2	04-16	PERMIT SUBMISSION
2	12-16	PERMIT RESUBMISSION

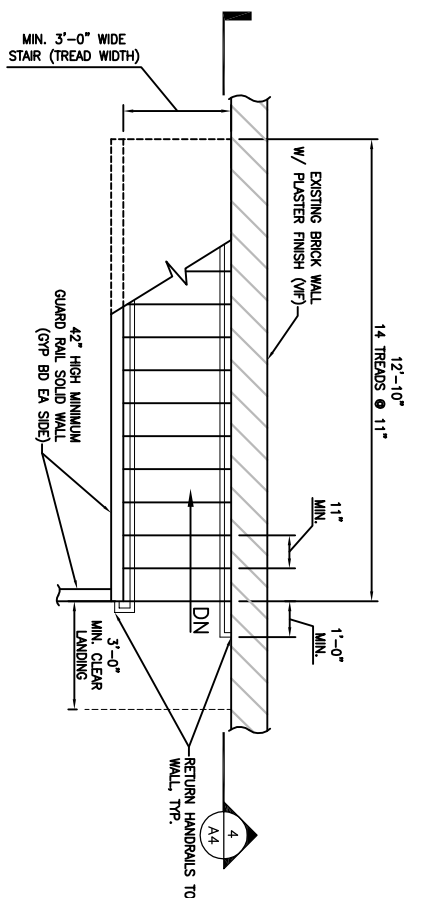
JOHN H. LEASURE ARCHITECT, INC.
6 Q STREET
SOUTH PORTLAND, MAINE 04106



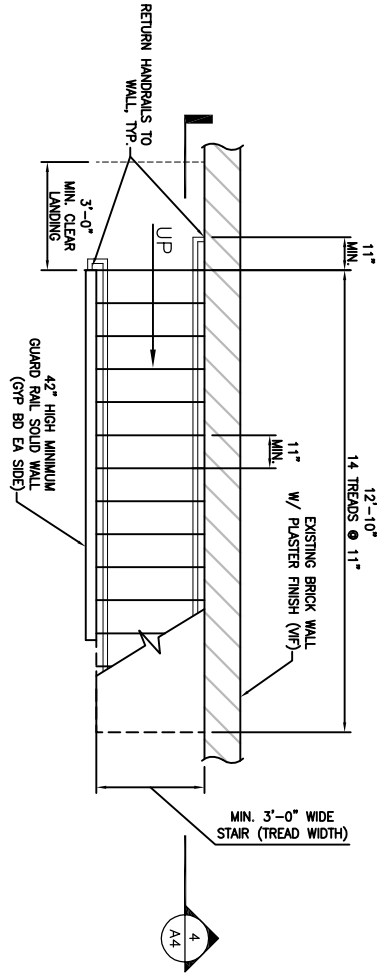
A4



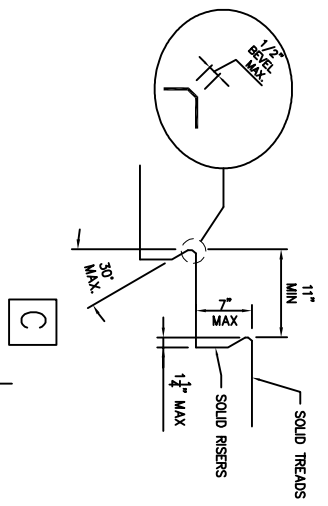
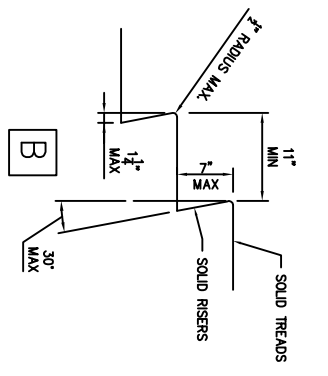
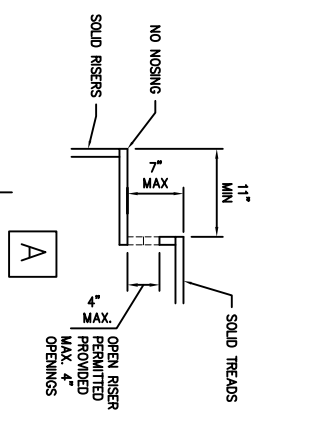
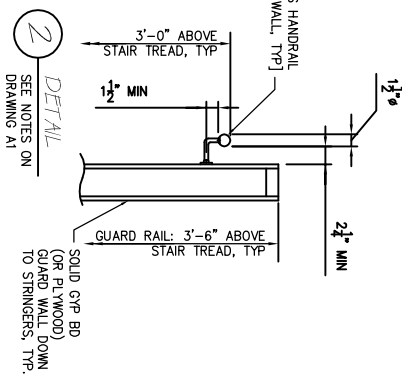
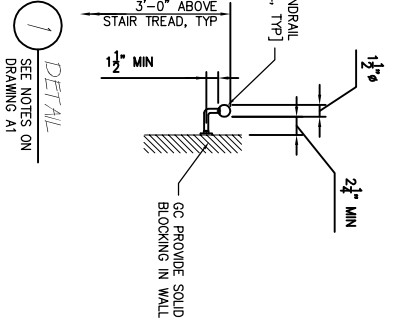
4 STAIR B SECTION



MEZZANINE FLOOR PLAN
STAIR B



GROUND FLOOR PLAN
STAIR B



NOTES

- See Drawing A1 for General Notes
- See Drawing A8 for Wall Types
- See Drawing A9 for Ceiling Types
- See Drawing A9 for Door Schedule

- STAIR NOTES:
- CONTRACTOR SHALL CONSTRUCT NEW STAIRS AND LANDINGS TO COMPLY WITH CODE REQUIRED STRUCTURAL FLOOR LOADS, TYP.
 - CONTRACTOR SHALL VERIFY EXISTING FLOORS IN FIELD AND CORNER FLOOR LOAD COMPLIANCE WITH CODE REQUIRED STRUCTURAL LOADS.
 - SEE DRAWING AS FOR STAIR DETAILS
 - SEE GENERAL NOTES ON DRAWING A1
 - SOLID RISER HEIGHT SHALL NOT EXCEED 7". SOLID TREAD DEPTH SHALL BE MIN. 1 1/2"
 - THE RADIUS OF CURVATURE AT THE NOSING OF TREADS SHALL BE NO GREATER THAN 3/4". A NOSING NOT LESS THAN 3/8" OR MORE THAN 1 1/4" SHALL BE PROVIDED WITH SOLID RISERS; A NOSING IS NOT REQUIRED WHERE THE TREAD DEPTH IS MINIMUM OF 1 1/2".
 - BAULSTERS (IF SELECTED) SHALL BE ARRANGED SUCH THAT A 4" SPHERE CANNOT PASS THRU ANY OPENINGS FORMING THE TRIANGULAR AREAS AT TREADS SHALL NOT PASS A 6" SPHERE.
 - GC COORDINATE STAIR DETAILS AND FINISHES WITH OWNER.

3 DETAIL
SEE NOTES ON DRAWING A1
PROFILES A, B OR C ARE ACCEPTABLE

PROPOSED SICQUAN KITCHEN - RESTAURANT
612 CONGRESS STREET
PORTLAND, MAINE

STAIR B PLANS AND SECTION