

REVISIONS

DRAWING NAME

**MEMIC**  
 RENOVATION TO THE  
 SECOND FLOOR OFFICES  
 245 COMMERCIAL ST. PORTLAND, MAINE 04101

1 SHEET

**ACCESSIBILITY  
 DETAILS  
 & NOTES**

DATE: 15 SEPT 2017

SCALE: NO SCALE

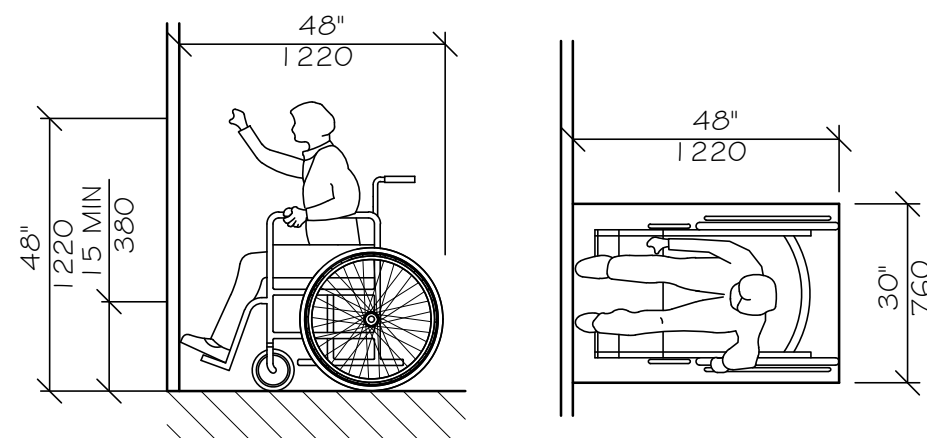
DRAWN: MFF/mgk

JOB NO.: 170831

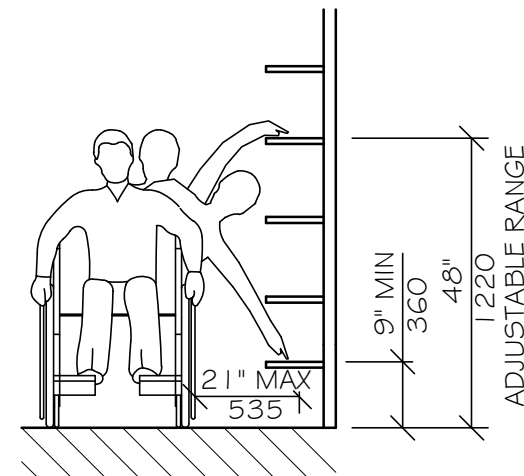
1 SHEET

**A-12**

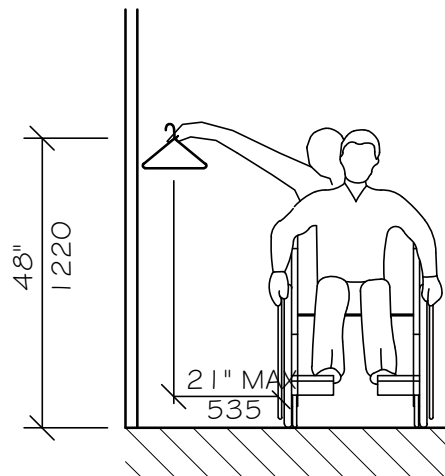
COPYRIGHT  
 REPRODUCTION OR REVISE OF THIS  
 DOCUMENT WITHOUT WRITTEN  
 PERMISSION FROM GRANT HAYS  
 ASSOCIATES IS PROHIBITED.



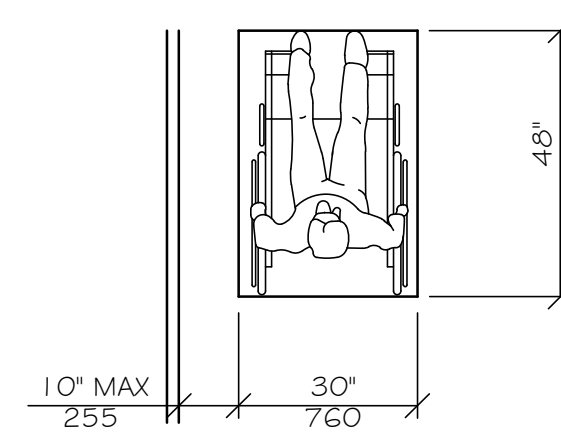
**HIGH FORWARD REACH LIMIT**  
 NTS



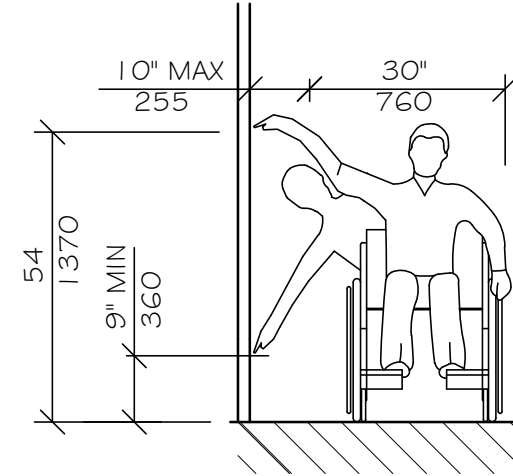
**SHELVES**  
**STORAGE SHELVES AND CLOSETS**  
 NTS



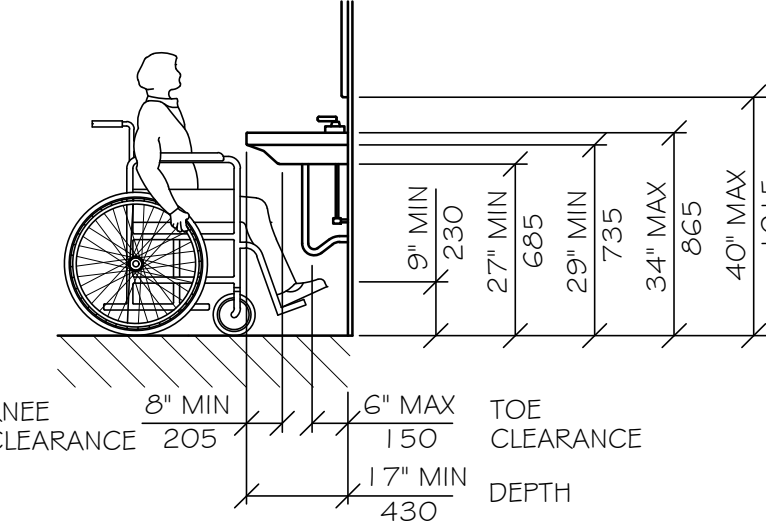
**CLOSETS**



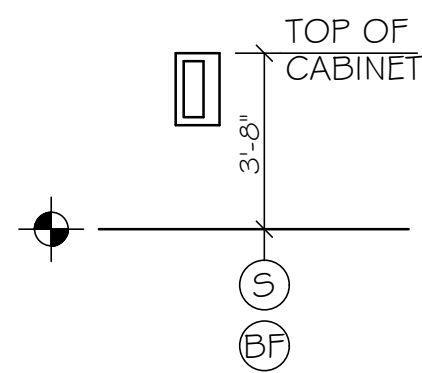
**CLEAR FLOOR SPACE  
 PARALLEL APPROACH**  
 NTS



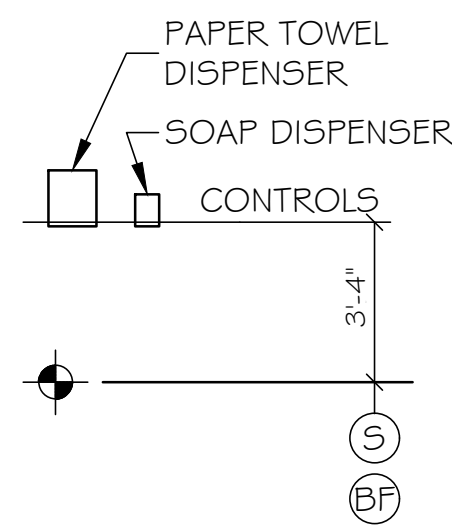
**HIGH AND LOW  
 SIDE REACH LIMITS**  
 NTS



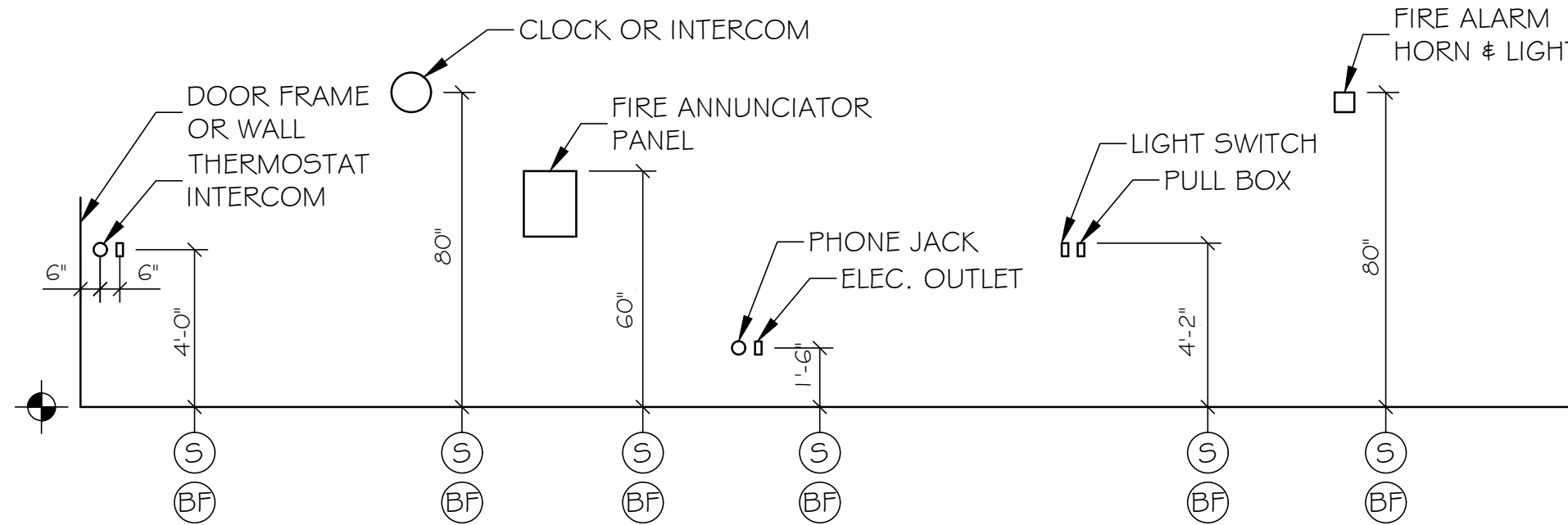
**LAVATORY CLEARANCES**  
 NTS



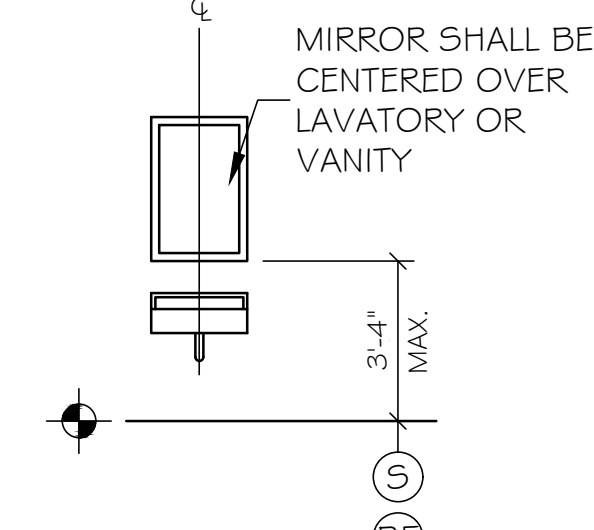
**FIRE EXTINGUISHER  
 CABINET (FEC)**  
 NTS



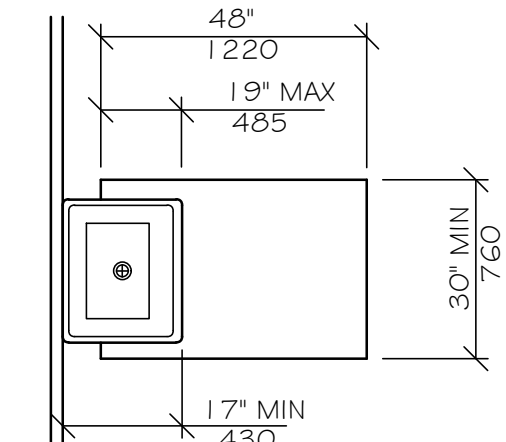
**TOWEL & SOAP DISPENSERS**  
 NTS



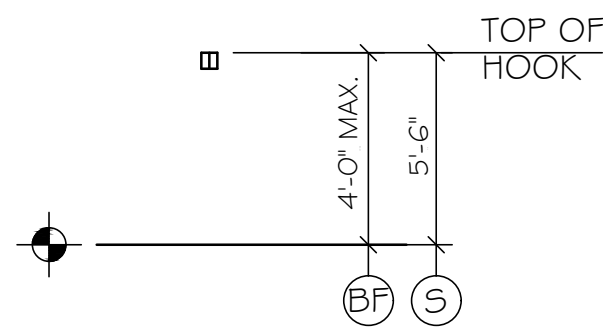
**ELECTRICAL & FIRE PROTECTION DEVICES  
 TYPICAL UNLESS NOTED OTHERWISE**  
 NTS



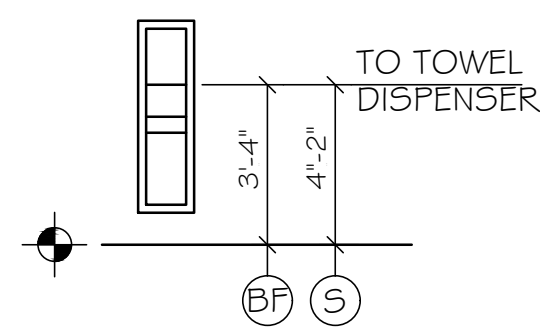
**MIRROR OR MEDICINE CABINET**  
 NTS



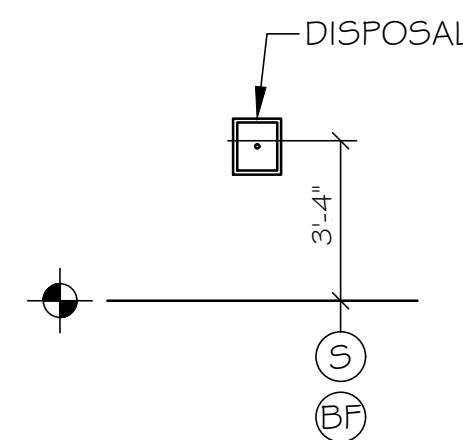
**CLEAR FLOOR SPACE  
 AT LAVATORIES**  
 NTS



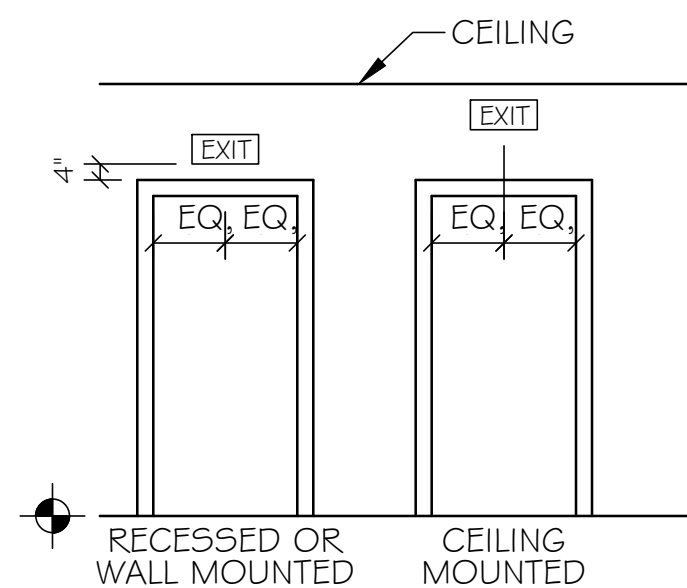
**CLOTHES HOOK**  
 NTS



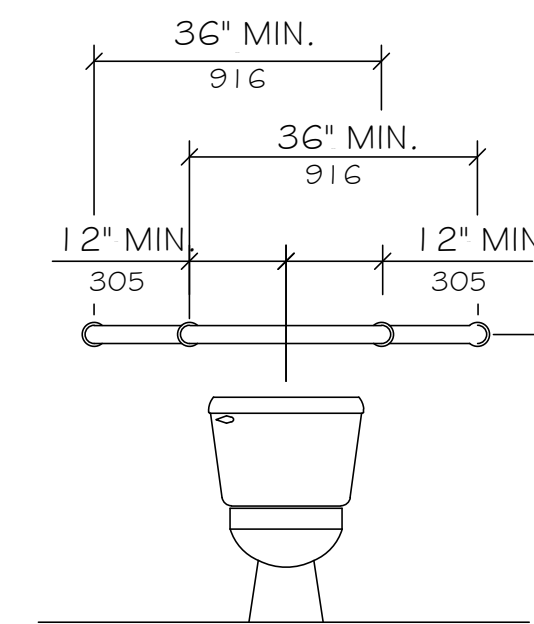
**TOWEL DISPENSER  
 DISPOSAL UNIT**  
 NTS



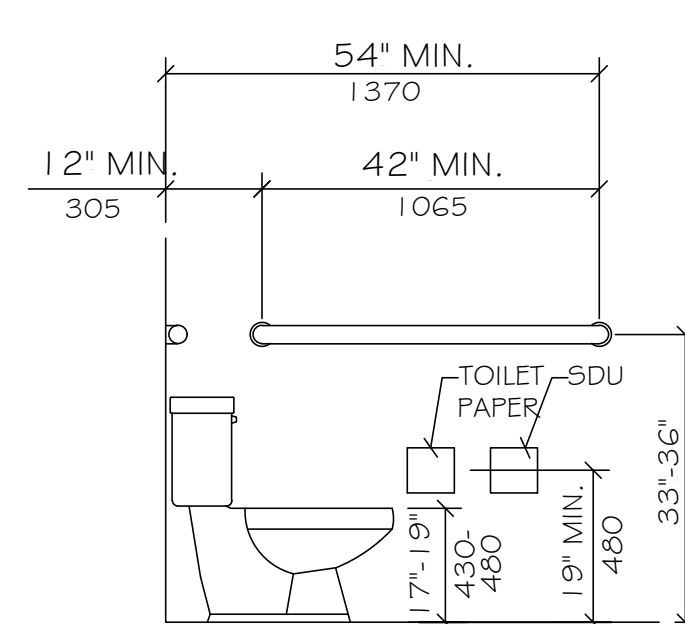
**SANITARY  
 DISPOSAL UNIT**  
 NTS



**EXIT SIGNS  
 (TYPICAL UNLESS OTHERWISE NOTED)**  
 NTS



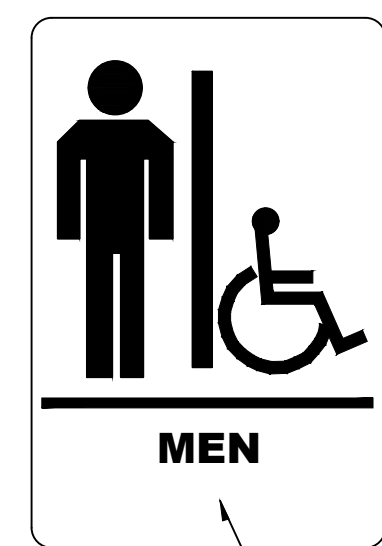
**GRAB BARS AT WATER CLOSETS**  
 NTS



**HEIGHT AND DEPTH OF URINAL**  
 NTS



**SIGN A**  
 BRAILLE COMPONENT



**SIGN B**  
 BRAILLE COMPONENT



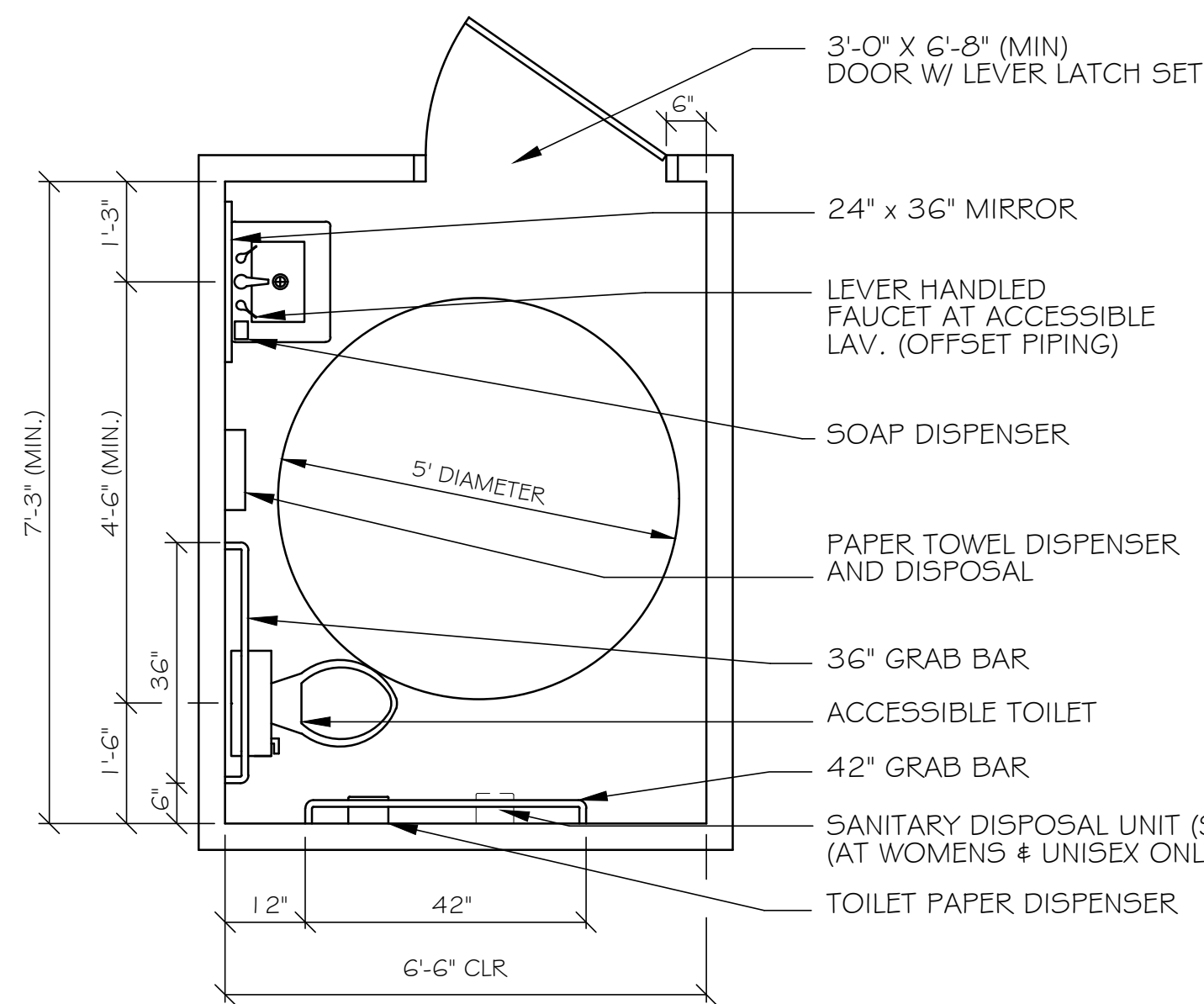
**SIGN C**  
 BRAILLE COMPONENT

**LEGEND**

- (S) STANDARD MOUNTING HEIGHT
- (BF) BARRIER FREE ADULT MOUNTING HEIGHT
- (+/-) FINISH FLOOR LINE

**NOTE**

MOUNT ALL FIXTURES AT STANDARD MOUNTING HEIGHT UNLESS INDICATED ON PLAN BY A SYMBOL. A & B SYMBOL AT ANY ROOM SHALL INCLUDE ONE OF ANY FIXTURE AND ACCESSORY WITHIN THE ROOM.



**TYPICAL ACCESSORIES**  
 NTS

**ACCESSIBILITY ACCESSORY  
 MOUNTING HEIGHTS**

GRAB BARS	33"-36"
TOILET PAPER HOLDER	19" MIN
TOWEL BAR/PAPER TOWEL DISPENSER	48" MAX
BUILT IN PAPER TOWEL DISPENSER	48" MAX
SOAP DISH/DISPENSER AT WALL	48" MAX
SANITARY DISPOSAL UNIT	19" MAX
MIRROR (BOTTOM)	40" MAX
SHelves/STORAGE	48" MAX
ELECTRICAL SWITCHES/OUTLETS	48" MAX
COAT HOOKS/RODS	48" MAX
SIGNAGE (TO BRAILLE COMPONENT)	60" MAX

**ACCESSIBILITY GENERAL NOTES**

1. DOORWAYS SHALL HAVE A MINIMUM CLEAR WIDTH OF 32" WITH THE DOOR OPEN 90 DEGREES. MEASURED BETWEEN THE FACE OF THE DOOR AND THE OPPOSITE STOP.
2. ALL DOORS SHALL HAVE LEVER HANDLE HARDWARE, EXCEPT AT SECURED STORAGE ROOMS, MECHANICAL ROOMS, AND ELEVATOR MACHINE ROOMS.
3. ALL CLOSERS SHALL BE 5LB PULL MAXIMUM AT DOORS EQUIPPED WITH LEVER HANDLE HARDWARE.
4. ALL DOORS WITH CLOSERS SHALL HAVE 18" CLEAR DISTANCE FROM THE LATCHSIDE OF THE OPENING TO ANY ADJACENT WALL OR OBSTRUCTION ON THE PULL SIDE OF THE OPENING.
5. ALL DOORS WITH CLOSERS SHALL HAVE 12" CLEAR DISTANCE FROM THE LATCHSIDE OF THE OPENING TO ANY ADJACENT WALL OR OBSTRUCTION ON THE PUSH SIDE OF THE OPENING.
6. ALL SIGNAGE SHALL BE MOUNTED 60" AFF TO BRAILLE COMPONENT AT LATCH-SIDE WALL OF DOORS AND OPENINGS.
7. COMPLY WITH 2010 EDITION OF THE AMERICANS WITH DISABILITIES ACT.