





## Department of Permitting and Inspections

# Commercial Interior & Change of Use Permit Application Checklist

All of the following information is required and must be submitted. Checking off each item as you prepare your application package will ensure your package is complete and will help to expedite the permitting process.

### One (1) complete set of construction drawings must include:

Note: Construction documents for costs in excess of \$50,000.00 must be prepared by a Design Professional and bear their seal.

- Cross sections w/framing details **NA**
- Detail of any new walls or permanent partitions
- Floor plans and elevations
- Window and door schedules
- Complete electrical and plumbing layout.
- Mechanical drawings for any specialized equipment such as furnaces, chimneys, gas equipment, HVAC equipment or other types of work that may require special review **SEPARATE PERMIT**
- Insulation R-factors of walls, ceilings, floors & U-factors of windows as per the IEEC 2009 **NA**
- Proof of ownership is required if it is inconsistent with the assessors records.
- Reduced plans or electronic files in PDF format are required if originals are larger than 11" x 17".
- Per State Fire Marshall, all new bathrooms must be ADA compliant. **NA**

Separate permits are required for internal and external plumbing, HVAC & electrical installations.

### For additions less than 500 sq. ft. or that does not affect parking or traffic, a site plan exemption should be filed including:

- The shape and dimension of the lot, footprint of the existing and proposed structure and the distance from the actual property lines.
- Location and dimensions of parking areas and driveways, street spaces and building frontage.
- Dimensional floor plan of existing space and dimensional floor plan of proposed space.

A Minor Site Plan Review is required for any change of use between 5,000 and 10,000 sq. ft. (cumulatively within a 3-year period)



## Department of Permitting and Inspections

### Fire Department requirements.

The following shall be submitted on a separate sheet:

- Name, address and phone number of applicant **and** the project architect.
- Proposed use of structure (NFPA and IBC classification)
- Square footage of proposed structure (total and per story)
- Existing and proposed fire protection of structure.
- Separate plans shall be submitted for
  - a) Suppression system
  - b) Detection System (separate permit is required)
- A separate Life Safety Plan must include:
  - a) Fire resistance ratings of all means of egress
  - b) Travel distance from most remote point to exit discharge
  - c) Location of any required fire extinguishers
  - d) Location of emergency lighting
  - e) Location of exit signs
  - f) NFPA 101 code summary
- Elevators shall be sized to fit an 80" x 24" stretcher.

For questions on Fire Department requirements call the Fire Prevention Officer at (207) 874-8405.

**Please submit all of the information outlined in this application checklist. If the application is incomplete, the application may be refused.**

In order to be sure the City fully understands the full scope of the project, the Planning and Development Department may request additional information prior to the issuance of a permit. For further information or to download copies of this form and other applications visit the Inspections Division on-line at [www.portlandmaine.gov](http://www.portlandmaine.gov), or stop by the Inspections Division office, room 315 City Hall or call 874-8703.

**Permit Fee: \$25.00 for the first \$1000.00 construction cost, \$15.00 per additional \$1000.00 cost**

**This is not a Permit; you may not commence any work until the Permit is issued.**



## Department of Permitting and Inspections

### Electronic Signature and Fee Payment Confirmation

Notice: Your electronic signature is considered a legal signature per state law.

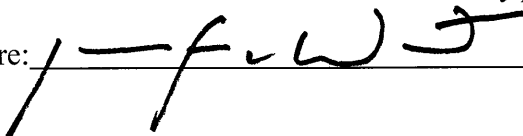
By digitally signing the attached document(s), you are signifying your understanding this is a legal document and your electronic signature is considered a **legal signature** per Maine state law. You are also signifying your intent on paying your fees by the opportunities below.

1. Once the complete application package has been received by us, and entered into the system,
2. You will receive an e-mailed invoice from our office which signifies that your electronic permit application and corresponding paperwork have been entered, ready for payment, to begin the process.
3. You then have the following four (4) payment options:

- provide an on-line electronic check or credit/debit card (we accept American Express, Discover, VISA, and MasterCard) payment
- call the Inspections Office at (207) 874-8703 and speak to an administrative representative to provide a credit/debit card payment over the phone
- hand-deliver a payment method to the Inspections Office, Room 315, Portland City Hall,
- deliver a payment method through the U.S. Postal Service, at the following address:

**City of Portland  
Department of Permitting and Inspections  
389 Congress Street, Room 315  
Portland, Maine 04101**

By Signing below, I understand the review process starts only once my payment has been received. After all approvals have been met and completed, I will then be issued my permit and it will be sent via e-mail. **No work shall be started until I have received my permit.**

Applicant Signature:  Date: 5.12.16

I have provided digital copies and sent them on: Date: 5.12.16

NOTE: All electronic paperwork must be delivered to [buildinginspections@portlandmaine.gov](mailto:buildinginspections@portlandmaine.gov) or by physical means ie; a thumb drive or CD to the office.



# Certificate of Design Application

From Designer:

JOSEF CHALAT, ARCHITECT

Date:

MAY 12, 2016

Job Name:

MEMIC 2AS COMMERCIAL ST. 4TH FLOOR T.I.

Address of Construction:

2AS COMMERCIAL STREET

## 2009 International Building Code

Construction project was designed to the building code criteria listed below:

Building Code & Year 2009 IBC Use Group Classification (s) BUSINESS B

Type of Construction UNDETERMINED

Will the Structure have a Fire suppression system in Accordance with Section 903.3.1 of the 2009 IBC YES

Is the Structure mixed use? NO If yes, separated or non separated or non separated (section 302.3) \_\_\_\_\_

Supervisory alarm System? YES Geotechnical/Soils report required? (See Section 1802.2) NO

Structural Design Calculations NOT APPLICABLE

\_\_\_\_\_ Submitted for all structural members (106.1 – 106.11)

### Design Loads on Construction Documents (1603)

Uniformly distributed floor live loads (7603.11, 1807)

Floor Area Use	Loads Shown
_____	_____
_____	_____
_____	_____
_____	_____
_____	_____

### Wind loads (1603.1.4, 1609)

- \_\_\_\_\_ Design option utilized (1609.1.1, 1609.6)
- \_\_\_\_\_ Basic wind speed (1809.3)
- \_\_\_\_\_ Building category and wind importance Factor,  $w_b$  (table 1604.5, 1609.5)
- \_\_\_\_\_ Wind exposure category (1609.4)
- \_\_\_\_\_ Internal pressure coefficient (ASCE 7)
- \_\_\_\_\_ Component and cladding pressures (1609.1.1, 1609.6.2.2)
- \_\_\_\_\_ Main force wind pressures (7603.1.1, 1609.6.2.1)

### Earth design data (1603.1.5, 1614-1623)

- \_\_\_\_\_ Design option utilized (1614.1)
- \_\_\_\_\_ Seismic use group ("Category")
- \_\_\_\_\_ Spectral response coefficients, SDs & SD1 (1615.1)
- \_\_\_\_\_ Site class (1615.1.5)

- \_\_\_\_\_ Live load reduction
- \_\_\_\_\_ Roof *live* loads (1603.1.2, 1607.11)
- \_\_\_\_\_ Roof snow loads (1603.7.3, 1608)
- \_\_\_\_\_ Ground snow load,  $P_g$  (1608.2)
- \_\_\_\_\_ If  $P_g > 10$  psf, flat-roof snow load  $P_f$
- \_\_\_\_\_ If  $P_g > 10$  psf, snow exposure factor,  $C_e$
- \_\_\_\_\_ If  $P_g > 10$  psf, snow load importance factor,  $I_s$
- \_\_\_\_\_ Roof thermal factor,  $C_t$  (1608.4)
- \_\_\_\_\_ Sloped roof snowload,  $P_s$  (1608.4)
- \_\_\_\_\_ Seismic design category (1616.3)
- \_\_\_\_\_ Basic seismic force resisting system (1617.6.2)
- \_\_\_\_\_ Response modification coefficient,  $R_f$  and deflection amplification factor  $C_d$  (1617.6.2)
- \_\_\_\_\_ Analysis procedure (1616.6, 1617.5)
- \_\_\_\_\_ Design base shear (1617.4, 1617.5.1)

### Flood loads (1803.1.6, 1612)

- \_\_\_\_\_ Flood Hazard area (1612.3)
- \_\_\_\_\_ Elevation of structure

### Other loads

- \_\_\_\_\_ Concentrated loads (1607.4)
- \_\_\_\_\_ Partition loads (1607.5)
- \_\_\_\_\_ Misc. loads (Table 1607.8, 1607.6.1, 1607.7, 1607.12, 1607.13, 1610, 1611, 2404)



# Certificate of Design


Date: MAY 12 - 2016

From: JOSEF CHALAT, ARCHITECT

These plans and / or specifications covering construction work on:

MEMIL - 245 COMMERCIAL STREET  
4TH FLR TENANT IMPROVEMENT

Have been designed and drawn up by the undersigned, a Maine registered Architect / Engineer according to the 2009 International Building Code and local amendments.



Signature: [Handwritten Signature]

Title: Architect

Firm: Josef Chalata Architect

Address: 327 Ocean House Rd  
Cape Elizabeth ME 04107

Phone: 207 318 3234

For more information or to download this form and other permit applications visit the Inspections Division on our website at [www.portlandmaine.gov](http://www.portlandmaine.gov)




# Accessibility Building Code Certificate

Designer: JOSEF CHALAT, ARCHITECT

Address of Project: 245 COMMERCIAL ST

Nature of Project: TENANT IMPROVEMENT OF  
4000 SF TENANT SPACE

The technical submissions covering the proposed construction work as described above have been designed in compliance with applicable referenced standards found in the Maine Human Rights Law and Federal Americans with Disability Act. Residential Buildings with 4 units or more must conform to the Federal Fair Housing Accessibility Standards. Please provide proof of compliance if applicable.



Signature: [Handwritten Signature]

Title: Architect

Firm: Josef Chalata, Architect

Address: 327 Ocean House Rd  
Cape Elizabeth 04107

Phone: 207 318 3234

For more information or to download this form and other permit applications visit the Inspections Division on our website at [www.portlandmaine.gov](http://www.portlandmaine.gov)