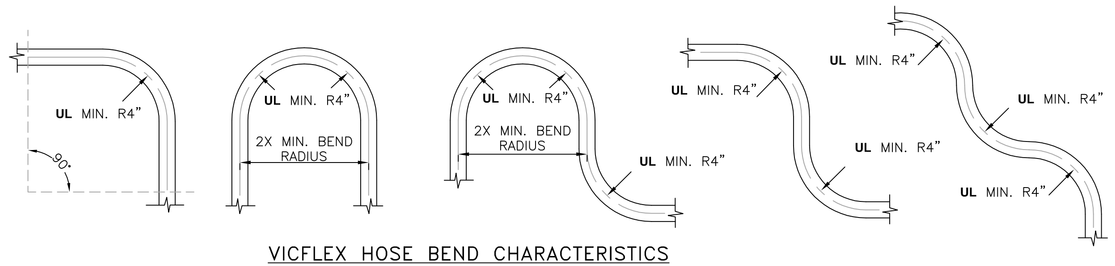

VICFLEX HOSE BEND CHARACTERISTICS

NOTE: FOR OUT-OF-PLANE (THREE DIMENSIONAL) BENDS, CARE MUST BE TAKEN TO AVOID IMPARTING TORQUE ON THE HOSE

LENGTH OF FLEXIBLE HOSE	OUTLET SIZE	EQUIVALENT LENGTH‡ OF 1" SCH'D 40 PIPE WHERE C=120	MAXIMUM NUMBER OF BENDS
INCHES	INCHES	FEET	
31"	½"	27.0'	2
	¾"	33.0'	
48"	½"	53.0'	3
	¾"	55.0'	
60"	½"	68.0'	3
	¾"	63.0'	
72"	½"	73.0'	3
	¾"	76.0'	

FRICTION LOSS DATA FOR VIC FLEX HOSE PER UL2443 LISTING

SERIES AHS UNBRAIDED FLEXIBLE DROP

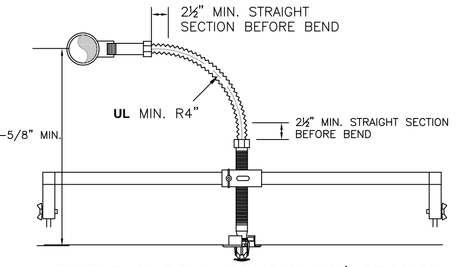

FLEXIBLE DROP ASSEMBLY W/ STRAIGHT REDUCER

RECESSED WHITE PENDENT
SYMBOL =

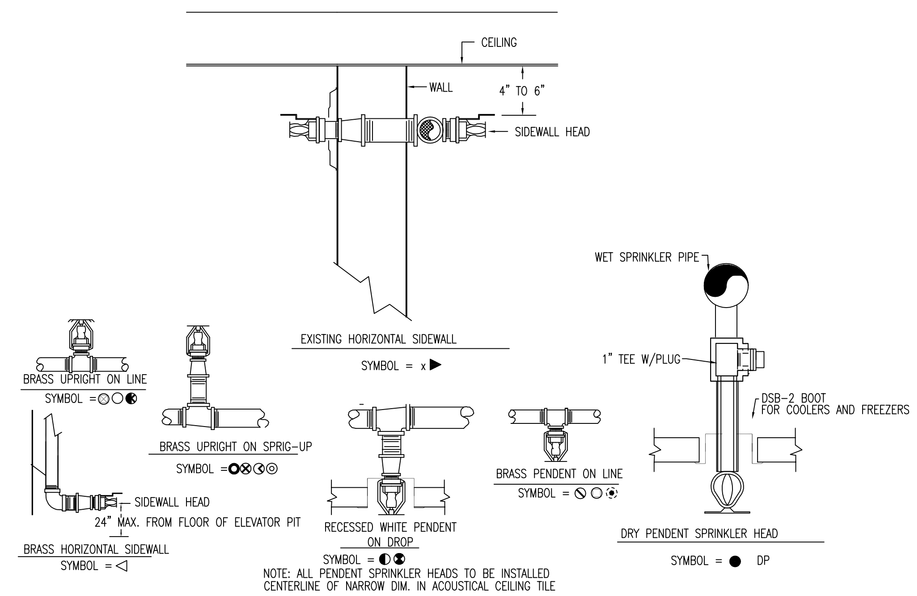

NOTE: ALL PENDENT SPRINKLER HEADS TO BE INSTALLED CENTERLINE OF NARROW DIM. IN ACOUSTICAL CEILING TILE

SPRINKLER HEAD DETAILS

NOT TO SCALE

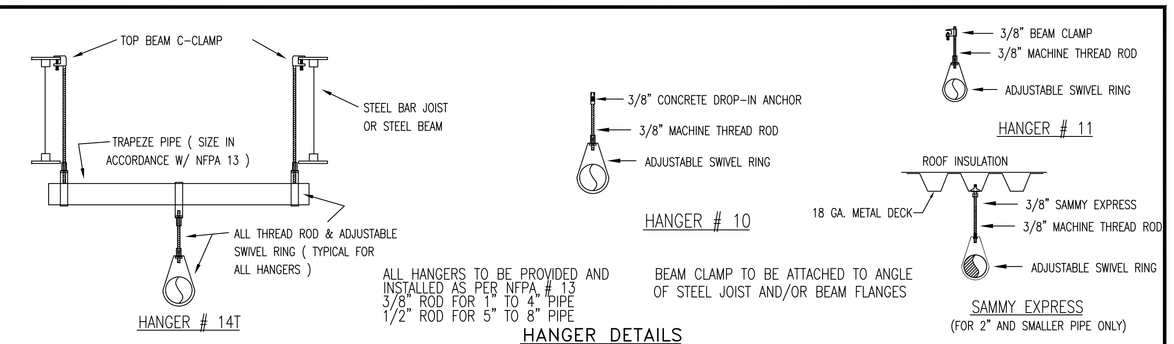

ALL HANGERS TO BE PROVIDED AND INSTALLED AS PER NFPA # 13
3/8" ROD FOR 1" TO 4" PIPE
1/2" ROD FOR 5" TO 8" PIPE

BEAM CLAMP TO BE ATTACHED TO ANGLE OF STEEL JOIST AND/OR BEAM FLANGES

HANGER DETAILS

NOT TO SCALE

GENERAL NOTES

ALL WIRING BY OTHERS

1. -HEADS TO BE LOCATED IN CENTER OF NARROW DIMENSION ACOUSTICAL CEILING TILE
   HEADS TO BE LOCATED 1'-0"± FROM EDGE OF ACOUSTICAL TILE
2. ALL DIMENSIONS ARE SHOWN FOR GENERAL LOCATION OF SPRINKLER HEADS ; PIPING MAY VARY TO SUIT ACTUAL FIELD CONDITIONS.
3. ACCOUSTICAL CEILING TILE (ACT) TO BE LISTED NON-COMBUSTIBLE WITH UL FLAME SPREAD OF LESS THAN 25.
4. OCCUPANCY DESCRIPTION AND CLASSIFICATION:
   OFFICE & BATH ROOMS LIGHT HAZARD
   STORAGE & LOADING DOCK: ORDINARY HAZARD I
   BUILDING SERVICE AREAS & MECHANICAL SPACES ORDINARY HAZARD I
   ARENA ORDINARY HAZARD II
5. ⬡ = INDICATES HYDRAULIC REFERENCE POINTS.
   F.F. ℄ INDICATES FINISH FLOOR UP TO CENTERLINE OF PIPE.
   D ℄ INDICATES DECK DOWN TO CENTERLINE OF PIPE.
6. STORAGE OF MATERIAL SHALL NOT EXCEED 8'-0" IN HEIGHT.
7. ELECTRICAL, HVAC, AND PLUMBING CONTRACTORS TO INSTALL EQUIPMENT, AND DEVICES AS TO NOT INTERFERE WITH AUTOMATIC SPRINKLER PIPING, AND SPRINKLER HEADS.

SCOPE OF WORK

ALL WIRING BY OTHERS

1. EXTEND EXISTING WET SPRINKLER SYSTEM AND STANDPIPE SYSTEM INTO 2012 ADDITION AND RENOVATION AREA FOR PHASE II ONLY.
2. ALL EXISTING AUTOMATIC SPRINKLER SYSTEMS OUTSIDE OF PHASE II TO REMAIN AS IS. N.I.C. AT HIS TIME.
3. INSTALL NEW FIRE DEPARTMENT CONNECTION FEED TO PHASE I AREA AND ROUGH IN MAIN TO OUTSIDE LIMIT OF PHASE I
4. EXISTING SPRINKLER, AND STANDPIPE RISERS TO REMAIN AS IS. EASTERN FIRE PROTECTION TO START AT EXISTING MAINS AND LINES INSIDE BUILDING.

- - - - - - - - INDICATES EXISTING SPRINKLER SYSTEM PIPING
———————— INDICATES NEW SPRINKLER SYSTEM PIPING

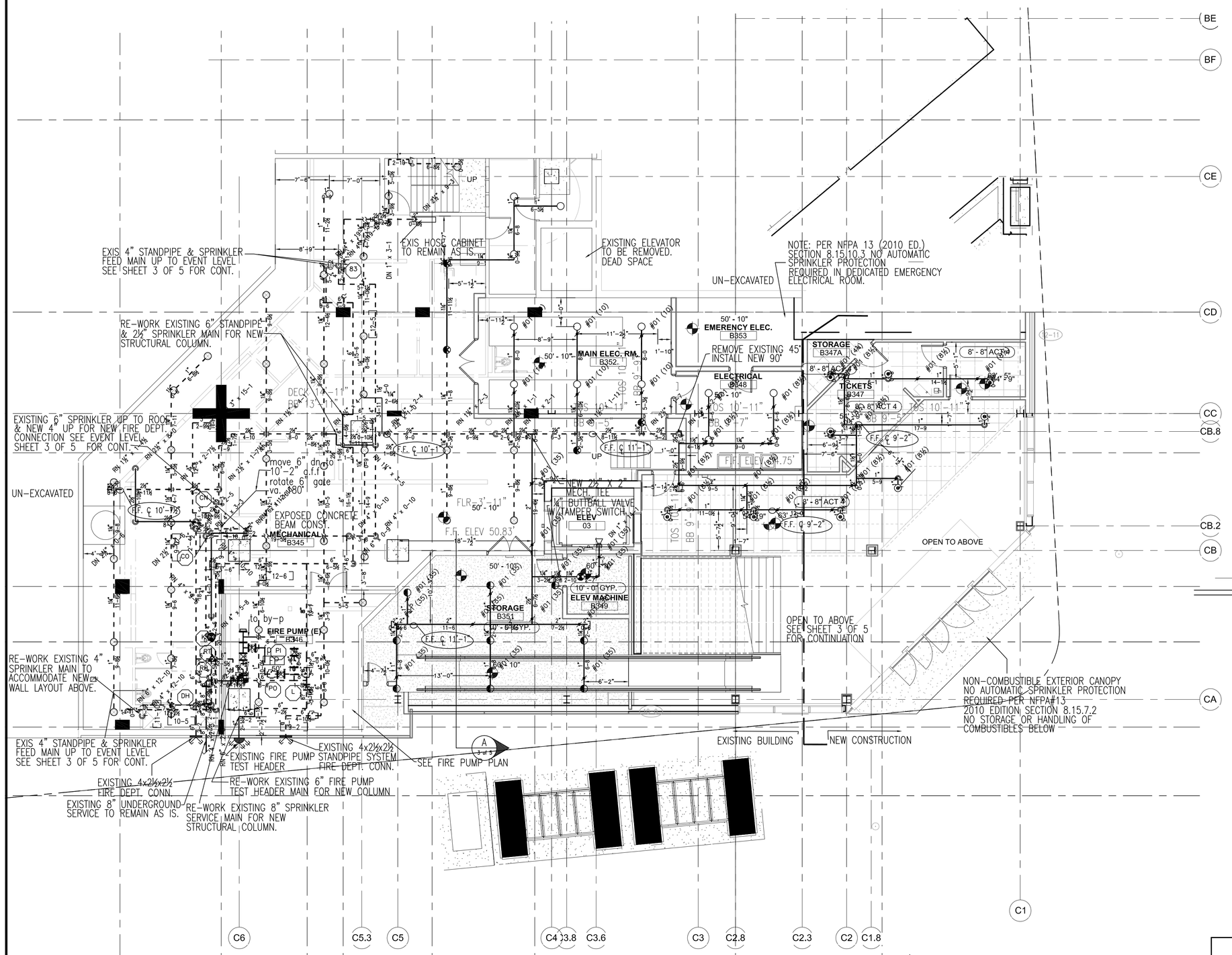

FIRE SPRINKLER PLAN – MECHANICAL/ENTRY FLOOR LEVEL "C"

SCALE: 1/8"=1'-0"
AREA PROTECTED: 6,647 SQ.FT.
FINISH FLOOR ELEVATION : 50'-10"/53'-9"
COLOR CODE:

NOTE: AREA PROTECTED AND SPRINKLER HEAD COUNT FOR PHASE II ADDITION & RENOVATIONS ONLY TO LIMIT OF WORK LINE

Sprinkler Head Schedule

Symbol	Count	Thread	K-Factor	Description	Note
◉	9	1/2"	5.6	TYCO TY-FRB TY323 1/2 QR 200 WHITE RECESSED PENDENT	on Flex Drop
○	36	1/2"	5.6	EXISTING BRASS UPRIGHT	on Line
○	13	1/2"	5.6	TYCO TY-FRB TY313 1/2 QR 200 BRASS UPRIGHT	on Line
◉	1	1/2"	5.6	TYCO TY-FRB TY3251 1/2 SR 200 WHITE RECESSED PENDENT	on Drop
◐	9	1/2"	5.6	TYCO TY-FRB TY323 1/2 QR 200 WHITE RECESSED PENDENT	on Drop
◉	4	1/2"	5.6	TYCO TY-FRB TY3151 1/2 QR 200 BRASS PENDENT	on Line
◁	1	1/2"	5.6	TYCO TY-B TY335 1/2 SR 200 BRASS HORIZONTAL SIDEWALL	on Line
73 = Total Number of Heads this floor					

0 1" 2" 3"
0 8' 16' 24'
1/8"=1'-0" GRAPHIC SCALE

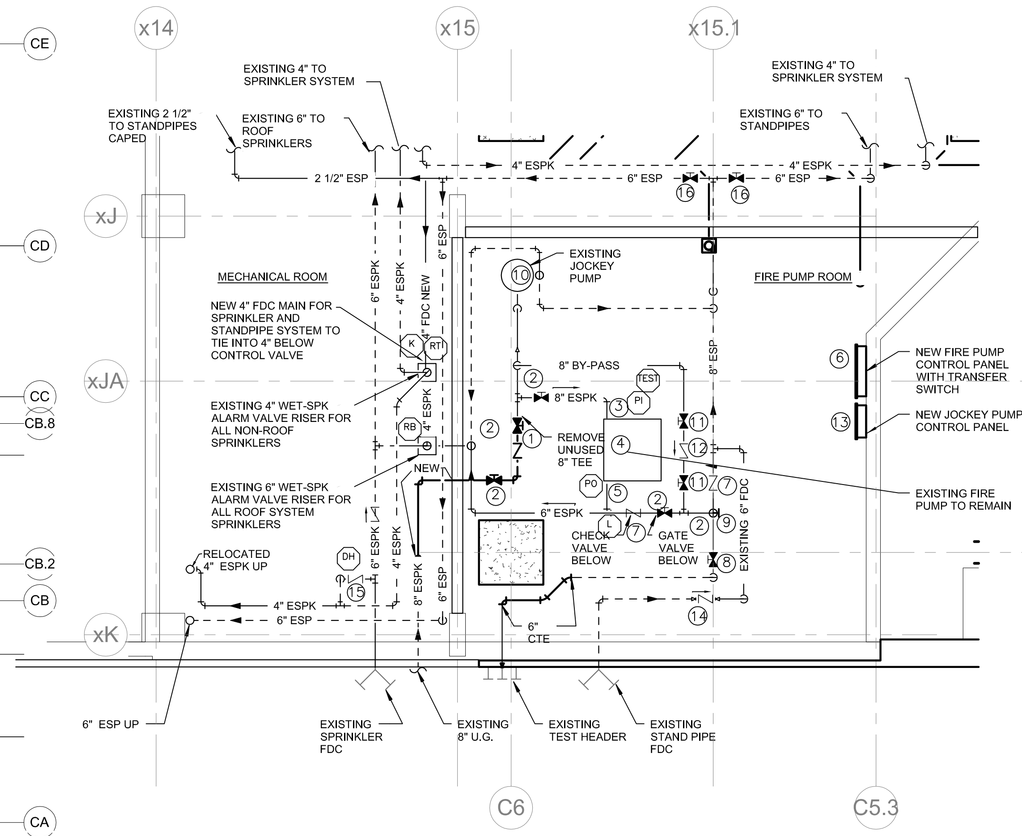

EXISTING FIRE PUMP/VALVE ROOM EQUIPMENT LEGEND

1. EXISTING VIKING MOD. E1 8" BACKFLOW PREVENTER TO BE RELOCATED (SEE FLOOR PLAN)
2. EXISTING 8" OS&Y GATE VALVE N.O. MAIN CONTROL W/TAMPER
3. EXISTING 8" X 6" ECCENTRIC SUCTION REDUCER
4. EXISTING PATTERSON 6 X 6 750 GPM @ 60 PSI ELECTRIC DRIVEN FIRE PUMP 460/3/60
5. EXISTING 6"x 8" CONCENTRIC DISCHARGE INCREASER
6. NEW EATON FIRE PUMP CONTROL PANEL SOFT START WITH TRANSFER SWITCH MODEL FT90 40 HP 460/3/60
7. EXISTING 8" FLANGED END CHECK VALVE
8. EXISTING 6" OS&Y GATE VALVE N.C. (TEST HEADER CONTROL VALVE)
9. EXISTING 8" OS&Y GATE VALVE N.O. (TEST HEADER ISOLATION VALVE)
10. EXISTING CRANE JOCKEY PUMP 1.5 HP 460/3/60
11. EXISTING 8" OS&Y VALVE (N.O.) BYPASS CONTROL VALVE W/TAMPER
12. EXISTING 8" FLANGED END CHECK VALVE FOR BYPASS
13. NEW EATON JOCKEY PUMP CONTROL PANEL XT SERIES MODEL XTJP 1.5 HP 460/3/60
14. EXISTING 6" FLANGED END CHECK VALVE FOR FDC
15. EXISTING 4" CHECK VALVE FOR F.D.C.
16. EXISTING 6" OS&Y GATE VALVES W/TAMPER N.O.

CA N.O.= NORMALLY OPEN
N.C.= NORMALLY CLOSED
ESPK= EXISTING SPRINKLER MAIN
ESP= EXISTING STANDPIPE MAIN

EXISTING FIRE PUMP ROOM

NOT TO SCALE

NOTE: EXISTING WATERSUPPLY, FIRE PUMP, JOCKEY PUMP, CONTROL VALVES, AND CHECK VALVES TO REMAIN AS IS EXCEPT AS INDICATED ON PLAN.

SCOPE OF WORK IN FIRE PUMP ROOM CONSIST OF:

1. RELOCATE SUPPLY PIPING AND BACKFLOW PREVENTER TO ACCOMMODATE STRUCTURAL CHANGES.
2. RELOCATE TEST HEADER PIPING TO ACCOMMODATE STRUCTURAL CHANGES.
3. INSTALL NEW FIRE DEPARTMENT CONNECTION SUPPLY FROM NEWF.D.C. INSTALLED AS PART OF PHASE I.
4. INSTALL NEW FIRE PUMP & JOCKEY PUMP CONTROLLERS

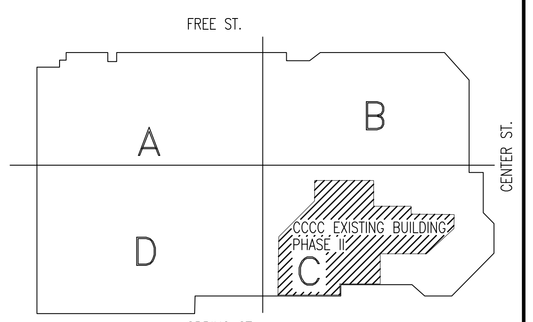

KEY PLAN

NOT TO SCALE

GENERAL NOTES	DATE	REVISIONS
SPRINKLER SYSTEM INSTALLATION TO COMPLY WITH NFPA PAMPHLET # 13 2010 ED. & SPEC SEC 211313		
STANDPIPE SYSTEM INSTALLATION TO COMPLY WITH NFPA PAMPHLET # 14 2010 ED. & SPEC SEC 211200		
NEW BRANCH LINE PIPING TO BE BLACK SCHEDULE 40 JOINED BY THREADED DUCTILE IRON FITTINGS		
NEW MAIN PIPING TO BE SCHEDULE # 10 BLACK WITH GROOVED ENDS & WELDED OUTLETS JOINED BY MECHANICAL COUPLINGS		
OWNER TO PROVIDE SUFFICIENT HEAT THROUGHOUT BUILDING (EXCEPT FOR LOADING DOCK 1207&1300 AND TRASH BAY 1301 PROTECTED WITH ANTI-FREEZE) TO PREVENT FREEZING OF WATER FILLED SPRINKLER PIPING AND EQUIPMENT. (40° F)		

REQUIRED APPROVALS
OWNER / ARCHITECT
STATE FIRE MARSHAL
PORTLAND FIRE DEPARTMENT

DRAWN BY JWD
NICET LEVEL III CERT.# 116803
CHECKED BY WAF
NICET LEVEL III CERT.# 095574
CONTRACTOR LICENSE # 101
CONTRACTOR RMS # 368

C.C.C.C. PHASE II ADDITION & RENOVATION

PORTLAND, MAINE

CONTRACT WITH: THE CIANBRO CORP.

EASTERN FIRE PROTECTION
AUBURN/LEWISTON INDUSTRIAL AIRPARK, AUBURN, MAINE 04210

FIRE SPRINKLER PLANS & DETAILS
DWG. NO. 1 OF 5
JOB NUMBER AU-4949-12
SCALE AS NOTED
DATE 4/29/13