

**GAWRON TURGEON ARCHITECTS**  
 29 Black Point Road  
 Scarborough, ME 04074  
 www.gawronturgeon.com  
 Tel. 207.883.6307  
 Fax. 207.883.0361

**PRUDENTIAL**  
 PORTLAND, MAINE

REVISIONS		
#	DATE	DESCRIPTION

DATE:	9-5-08
PROJECT #:	110807
DRAWN BY:	SPD
CHECKED BY:	WSBR/CWA
DRAWING SCALE:	1/8"=1'-0"

**SHEET TITLE**  
 ELECTRICAL DETAILS,  
 LEGEND & SCHEDULES

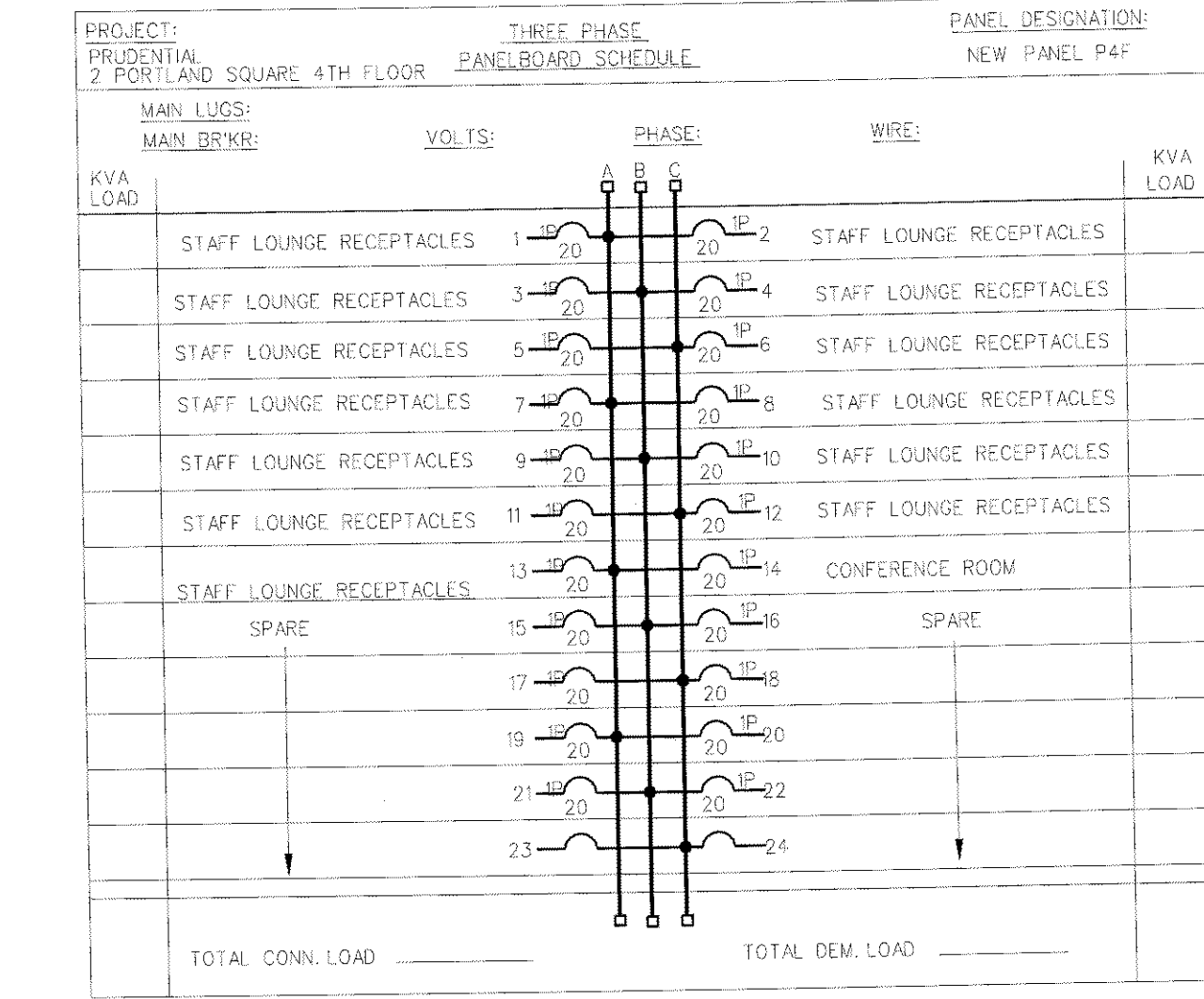
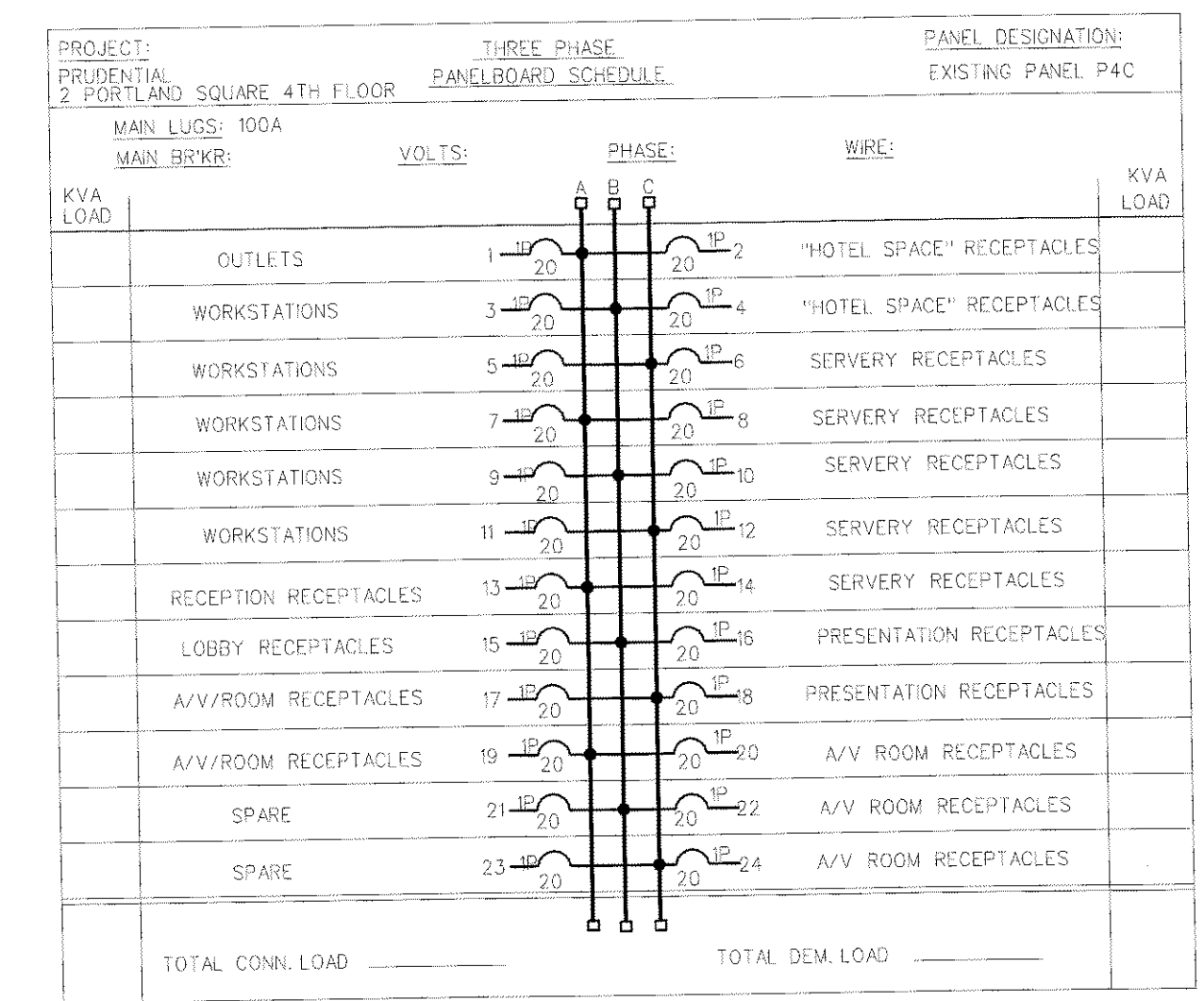
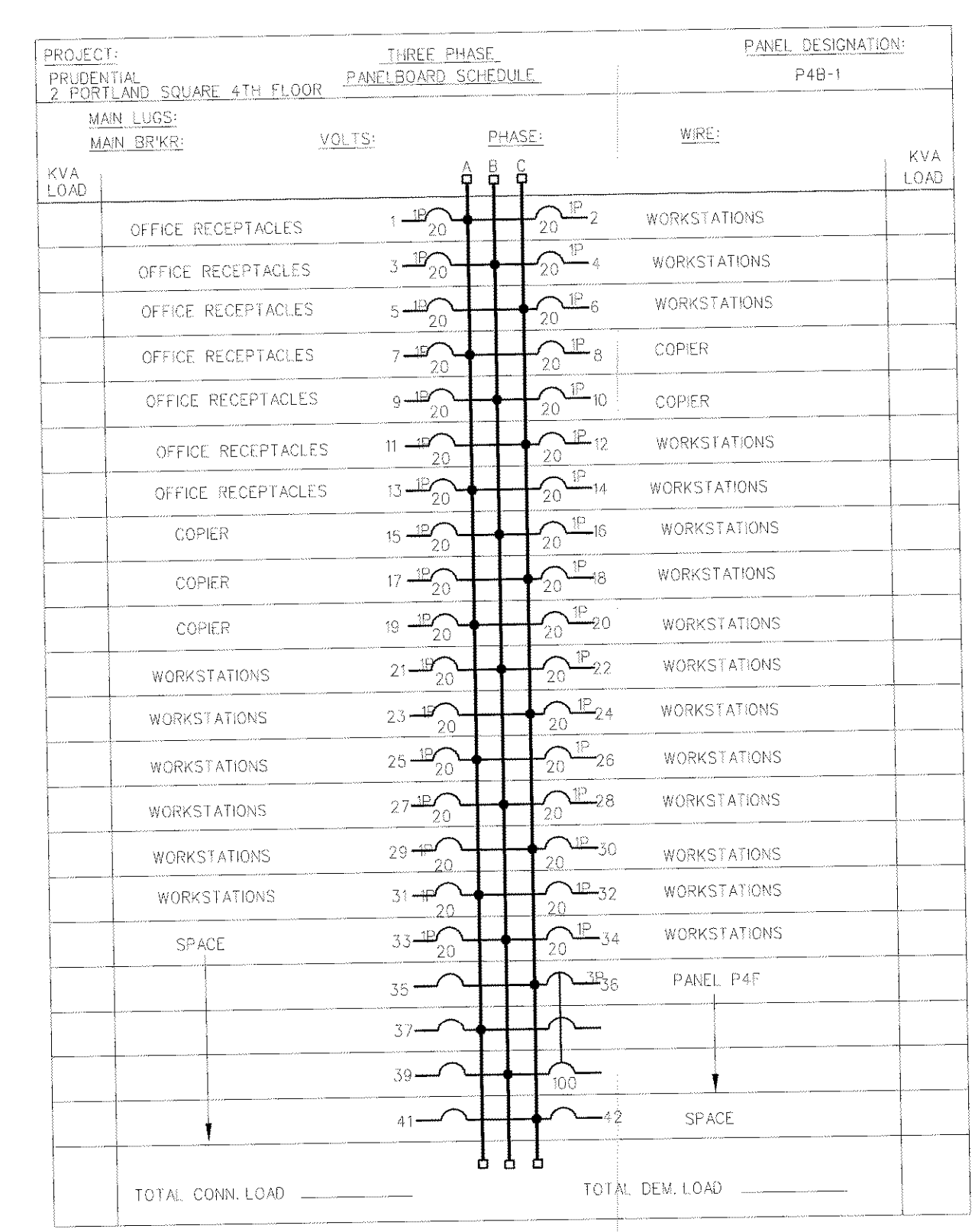
**E300**

© COPYRIGHT 1985-2003  
 REPRODUCTION OR BASIS OF  
 THIS DOCUMENT WITHOUT  
 WRITTEN PERMISSION OF  
 GAWRON ARCHITECTS IS PROHIBITED.

**SYMBOL LEGEND**

- POWER PANEL 277/480, 3PH, 4 WIRE
- POWER PANEL 120/208V, 3 PHS, 4 WIRE
- ELECTRIC MOTOR DRIVEN EQUIPMENT, HP SHOWN
- MANUAL MOTOR STARTER SWITCH WITH THERMAL OVERLOAD DEVICE, MOUNTED AT UNIT
- JUNCTION BOX - "TD" DENOTES FOR TEL/DATA
- DISCONNECT SWITCH - 250 VOLT SIZE & NO. POLES AS NOTED. PROVIDED AND INSTALLED BY E.C. UNLESS OTHERWISE NOTED.
- EXIT LIGHT FIXTURE-UNSWITCHED- SEE LIGHTING FIXTURE SCHEDULE
- EMERGENCY BATTERY UNIT - WITH TWO HEADS - MOUNT 6'-6" AFF DUAL-LITE \*L215 15WATTS FOR 90 MINUTES, 6V
- RACEWAY & WIRING OR MC CABLE RUN CONCEALED IN WALLS/CEILINGS.
- RACEWAY & WIRING RUN EXPOSED
- RACEWAY & WIRING CONCEALED UNDER GROUND/FLOOR
- HOME RUN TO PANEL - ARROWS INDICATE QUANTITY OF CIRCUITS - NUMERALS DENOTE CIRCUIT NUMBERS
- BRANCH CIRCUIT WIRING SHALL CONSIST OF 2\*12, 1\*20, 1/2" C UNLESS OTHERWISE NOTED. ASTERISK INDICATES \*10 AWC FOR ALL CIRCUITS CONTAINED IN HOVERUN.
- SINGLE POLE SWITCH, 120 VOLT, 15 AMP, SPEC GRADE, GROUNDING TYPE, MOUNT 48" AFF, 3-3-WAY, 4-4-WAY, X-WHITE LIGHT KEY SLOT, IP-PILOT, WP-WEATHERPROOF. LOWER CASE LETTER INDICATES FIXTURE OR CONTROLLED LOAD, COLOR BY ARCHITECT. PILOT LIGHT SWITCHES SHALL BE PROVIDED W/ ENGRAVED NAMEPLATE IDENTIFYING USE.
- DUPLEX RECEPTACLE - 15A, 125V SPEC. GRADE GROUNDING TYPE AND MATCHING PLATE - FLUSH MOUNT 18" AFF. - "DD" DENOTES DOUBLE DUPLEX
- DUPLEX - GROUND FAULT RECEPTACLE 15A, 125V - TERMINAL TYPE - WITH MATCHING PLATE FURNISHED W/ RECEPTACLE, FLUSH MOUNTED 45" AFF EXCEPT AS NOTED, COLOR BY ARCHITECT
- 208V, 20A RECEPTACLE TWIST LOCK NEMA L6-20R - MOUNT ON DATA RACK COORDINATE WITH OWNER.
- TELEPHONE OUTLET - MOUNT 18" AFF - (2) PLENUM RATED CAT 5E CABLE BACK TO TB8 "W" INDICATES WALL MOUNTED AT 48" AFF
- TELEPHONE/DATA OUTLET - MOUNT 18" AFF - (2) PLENUM RATED CAT 5E CABLES BACK TO LAN ROOM 422 - TERMINATE AT BOTH ENDS WITH RJ45 CONNECTORS. TEST CABLES AND TERMINATIONS.
- EXISTING FIRE ALARM HEAT DETECTOR
- EXISTING SMOKE DETECTOR, PHOTOELECTRIC TYPE - SYSTEM CONNECTED
- FIRE ALARM PULL STATION MOUNT 48" AFF
- FIRE ALARM AUDIO/VISUAL, MOUNT 6" BELOW CEILING NUMERALS DENOTE CANDELA RATING
- FIRE ALARM VISUAL STROBE ONLY NUMERALS DENOTE CANDELA RATING MOUNT 6" BELOW CEILING
- RM DENOTES ELECTRICAL EQUIPMENT TO REMAIN
- RL DENOTES ELECTRICAL EQUIPMENT TO BE RELOCATED
- RV DENOTES ELECTRICAL EQUIPMENT TO BE REMOVED
- JUNCTION BOX - DEDICATED FOR MODULAR FURNITURE POWER, CONTRACTOR TO CONNECT TO "WHIP" FROM PREWIRED FURNITURE.
- JUNCTION BOX - DEDICATED FOR MODULAR FURNITURE TEL/DATA (4) PLENUM RATED CAT 5E CABLES BACK TO LAN ROOM 422. LEAVE 50' OF SLACK AND COIL AT BOX. TERMINATE AT BOTH ENDS AT DATA JACKS AND RJ45 AT COMPUTER ROOM. TEST ALL CABLES AND TERMINATIONS.
- FLOOR MOUNTED JUNCTION BOX - DEDICATED FOR MODULAR FURNITURE POWER, CONTRACTOR TO CONNECT TO "WHIP" FROM PREWIRED FURNITURE, CONTRACTOR TO CORE DRILL EXISTING FLOOR
- FLOOR MOUNTED JUNCTION BOX - DEDICATED FOR MODULAR FURNITURE TEL/DATA (4) PLENUM RATED CAT 5E CABLES BACK TO LAN ROOM 422. LEAVE 50' OF SLACK AND COIL AT BOX. TERMINATE AT BOTH ENDS AT DATA JACKS AND RJ45 AT COMPUTER ROOM. TEST ALL CABLES AND TERMINATIONS.
- MOTION SENSOR FOR LIGHTING CONTROL - WATTSTOPPER UT-300 - ULTRASONIC PROVIDE COMPLETE PACKAGE WITH POWER PACKS AND EMERGENCY LIGHTING CONTROLS UNIT ECLU-100 AS NEEDED. CONTROL MULTIPLE CIRCUITS AND MULTIPLE SENSORS FOR LARGE AREAS. HUBBELL BUILDING AUTOMATION IS AN EXCEPTABLE EQUAL.
- MOTION SENSOR FOR LIGHTING CONTROL IN SMALLER SPACES - WATTSTOPPER WI-300 - PIR DUAL RELAY, HUBBELL BUILDING AUTOMATION IS AN EXCEPTABLE EQUAL.

LIGHTING FIXTURE SCHEDULE			
TYPE	DESCRIPTION	LAMPS QUANTITY & TYPE	REMARKS
A	EXISTING 3 LAMP PARABOLIC FIXTURE	3- F32T8	REBALLAST WITH (1) 1 LAMP AND (1) 2 LAMP ELECTRONIC BALLAST AND T8 LAMPS, REMOVE MAGNETIC BALLAST AND T12 LAMPS, 277V
A1	EXISTING 3 LAMP PARABOLIC FIXTURE EMERGENCY BALLAST	3- F32T8	REBALLAST WITH (1) 1 LAMP EMERGENCY BALLAST AND (1) 2 LAMP ELECTRONIC BALLAST AND T8 LAMPS, REMOVE MAGNETIC BALLAST AND T12 LAMPS, 277V
B	PRESCOLITE* LF6CFH132EB	(1) 42W CF	RECESSED IN GRID CEILING
B1	PRESCOLITE* LF6CFH132EB-DM	(1) 42W CF	RECESSED IN GRID CEILING - PROVIDE WITH DIMMING BALLAST
C	KENROY *KR-05009	(1) 13W CF	DECORATIVE SMALL PENDANT
D	KENROY *KR-04591	(1) 30W CIRCLINE	DECORATIVE SEMI-FLUSH
E	THERMOPLASTIC EXIT SIGN - LED TYPE		RED LETERING WITH WHITE HOUSING - BATTERY BACK-UP
E1	SAME AS ABOVE BUT TWO SIDED		
F	PRESCOLITE* LF6CFH132EB-WW	(1) 42W CF	RECESSED WALL WASHER - IN GRID CEILING



R  
Q  
P  
O  
N  
M  
L  
K  
J  
I  
H  
G  
F  
E  
D  
C  
B  
A

1

2 3 4 5 6 7 8 9 10 11 12 13 14 15 16 17 18 19 20