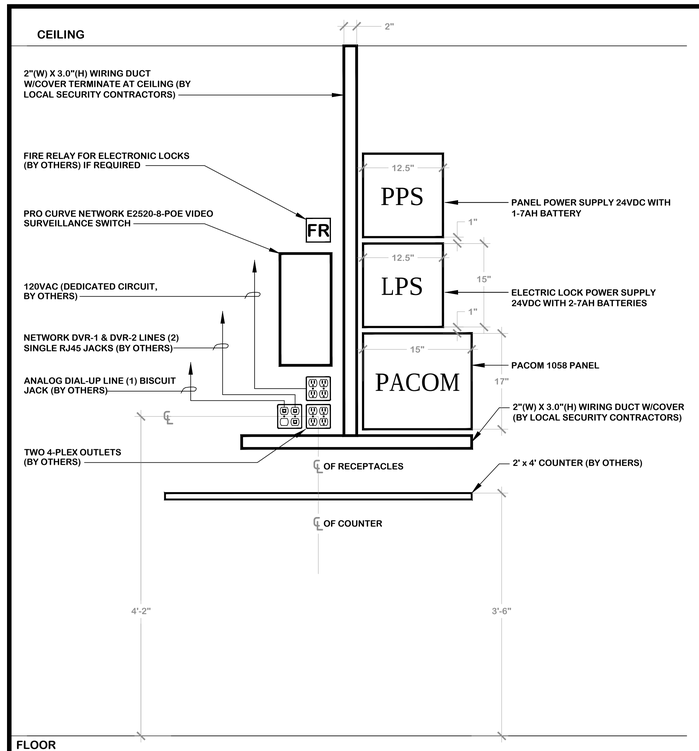

AMPF POWER & NETWORK FOR SECURITY "PACOM"/ VIDEO SURVEILLANCE TELCOM ROOM (TYPICAL)

3 / SEC-1.0 SCALE:NOT TO SCALE

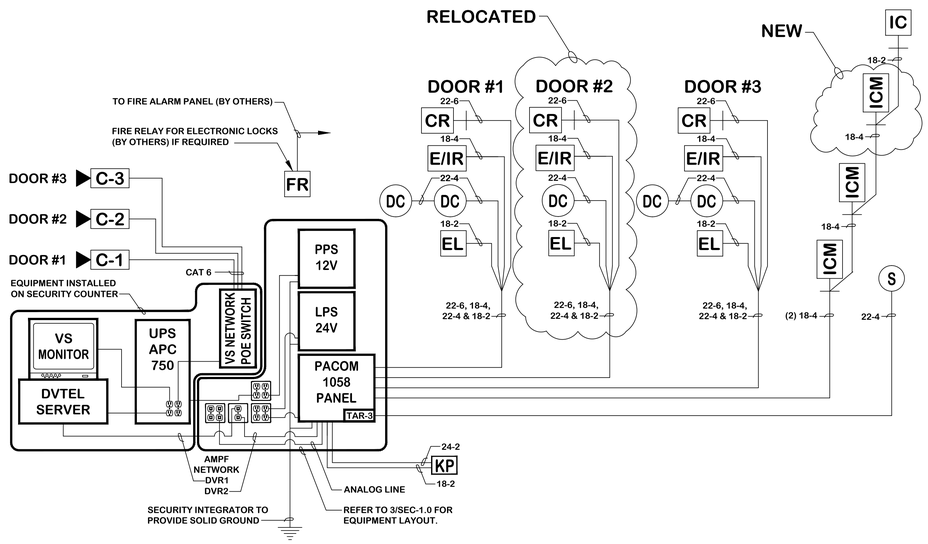

SECURITY SYSTEM RISER DIAGRAM

2 / SEC-1.0 SCALE:NOT TO SCALE

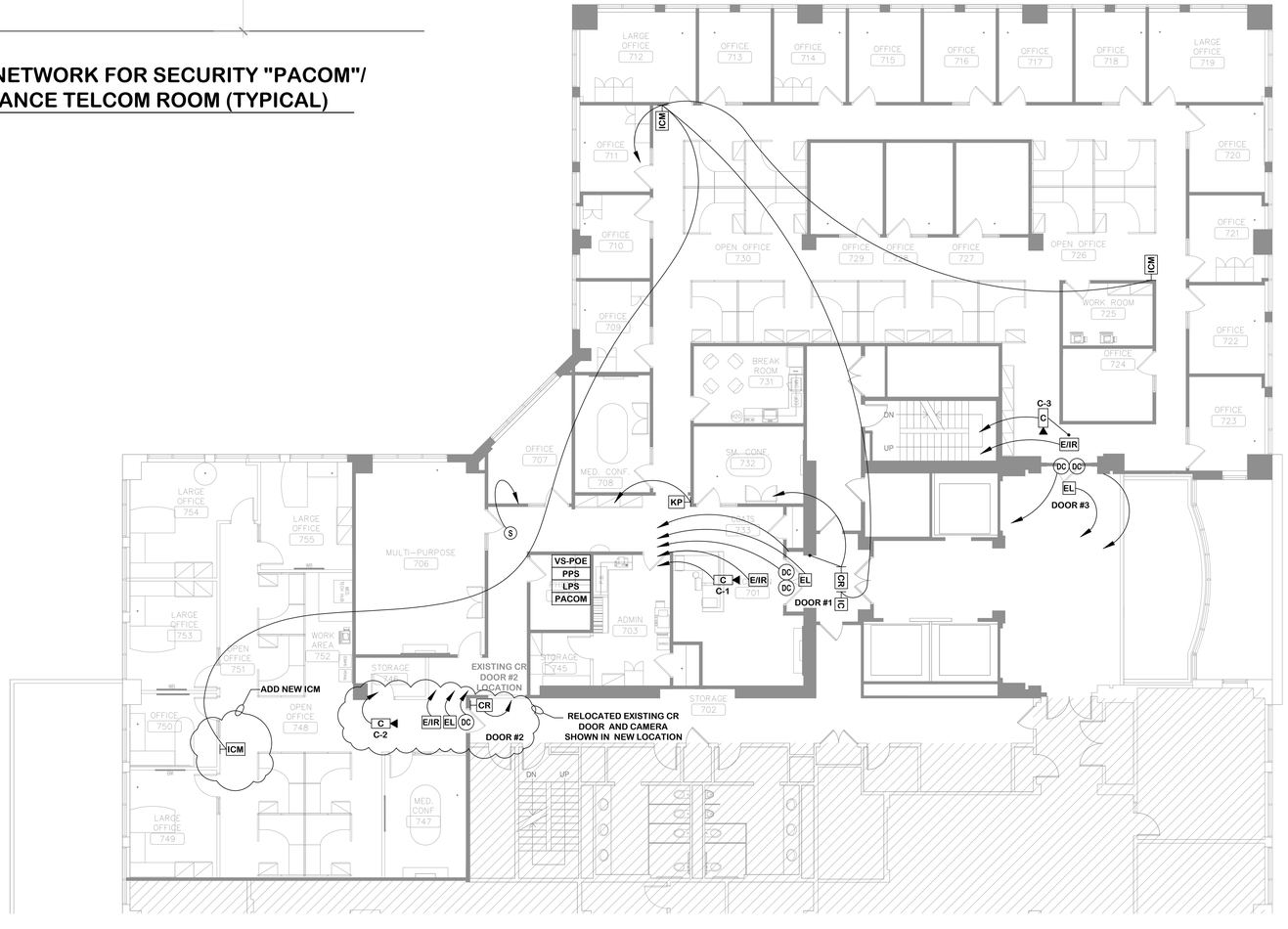

SECURITY SYSTEMS PLAN - LEVEL 7

1 / SEC-7.0 SCALE: 1/8"=1'-0"

0' 4' 12'

SYMBOL LEGEND

SYMBOL	DESCRIPTION	MODEL	BACKBOX	QUANTITY
PACOM	PACOM PANEL	PACOM	NA	1
DMP	DIGITAL MONITORING PANEL	NA	NA	-
VS	VIDEO SURVEILANCE DVTEL SYSTEM SERVER	DVTEL	NA	-
VSPS	12V VIDEO SURVEILLANCE POWER SUPPLY	NA	NA	-
VS-POE	VIDEO SURVEILLANCE - POWER OVER ETHERNET	NA	NA	1
LPS	24V LOCK POWER SUPPLY	NA	NA	1
PPS	12V PANEL POWER SUPPLY	NA	NA	1
PS	24V POWER SUPPLY	NA	NA	-
FR	FIRE ALARM INTERFACE RELAY	NA	NA	1
KP	KEYPAD	NA	1900 BOX W/SINGLE GANG MUD RING @ 54" ABOVE FINISHED FLOOR TO CENTER OF RING	1
IC	AIPHONE INTERCOM STATION	NA	1900 BOX W/SINGLE GANG MUD RING @ 48" ABOVE FINISHED FLOOR TO CENTER OF RING	1
ICM	AIPHONE INTERCOM MASTER STATION	NA	1900 BOX W/SINGLE GANG MUD RING @ 54" ABOVE FINISHED FLOOR TO CENTER OF RING	3
CR	CARD READER	HID	1900 BOX W/SINGLE GANG MUD RING @ 38" ABOVE FINISHED LOOR TO CENTER OF RING	3
DC	DOOR CONTACT	NA	NA	5
EL	ELECTRIC LOCK (BY OTHERS)	NA	NA	3
EM	ELECTRIC MORTISE LOCK (BY OTHERS)	NA	NA	-
ES	ELECTRIC STRIKE (BY OTHERS)	NA	NA	-
ML	ELECTRIC MAGNETIC LOCK (BY OTHERS)	NA	NA	-
BL	ELECTRIC PIN BOLT LOCK (BY OTHERS)	NA	NA	-
E/IR	EGRESS/IR	NA	NA	-
EB	EGRESS BUTTON	NA	1900 BOX W/SINGLE GANG MUD RING @ 38" ABOVE FINISHED FLOOR TO CENTER OF RING	-
KS	KEYED SWITCH	NA	1900 BOX W/SINGLE GANG MUD RING @ 38" ABOVE FINISHED FLOOR TO CENTER OF RING	-
C	CCTV CAMERA	NA	NA	3
C PTZ	PTZ CCTV CAMERA	NA	NA	-
DR	DOOR RELEASE	NA	1900 BOX W/SINGLE GANG MUD RING @ 38" ABOVE FINISHED FLOOR TO CENTER OF RING	-
S	ATW CEILING SOUNDER	NA	NA	1
MD	MOTION DETECTOR (360°)	NA	NA	-
GB	GLASS BREAKAGE DETECTOR	NA	NA	-
WS	WORK STATION	NA	NA	-
T	THERMOSTAT (TEMP)	NA	NA	-
•	DOOR BELL	NA	NA	-

(LVC) PROVIDED BY LOW VOLTAGE CONTRACTORS (AMERIPRISE ONLY)

GENERAL NOTES:

A. ELECTRICAL CONTRACTOR TO PROVIDE BOXES, CONDUIT AND PULL STRINGS FOR THE SECURITY DEVICES. CONDUIT WITH A PULL STRING IS TO BE ROUTED FROM THE BACK BOX UP TO THE ACCESSIBLE CEILING SPACE. REFER TO THE BACKBOX COLUMN OF THE SYMBOL SCHEDULE FOR BOX REQUIREMENTS AND MOUNTING HEIGHTS.

B. ALL SECURITY EQUIPMENT PANELS REQUIRE A SOLID GROUND WIRE.

C. ALL ELECTRICAL LOCKS BY OTHERS.

D. ALL SECURITY CABLING ABOVE CEILING SHALL BE SELF SUPPORTED BY ATTACHING HANGERS FROM UNDERSIDE OF DECK OR CEILING JOIST. SECURITY CABLE SHALL NOT MIX WITH DATA/PHONE CABLING.

CABLE LEGEND

DVTEL IP CAMERA	CAT6
HID CARD READER	22/6
DMP KEYPAD	22/4
EGRESS/IR	18/4
DOOR CONTACT	22/4
ELECTRIC LOCK	18/2
360° MOTION	22/4
GLASS BREAK	22/4
INTERCOM (CALL STATION)	18/2
INTERCOM MASTER	2 - 18/4
SOUNDER	22/4
DOOR RELEASE	22/4

Consultants

Low Voltage Contractors
4200 West 76th Street Minneapolis, Mn. 55435
Contact: David Bienek 952-278-1073

Certification

Signature
Registration No. Expiration Date
Signing Date

Project For

Ameriprise Financial

AMPF Project # 17621008028E
AMPF Cost Center # 3071
AMPF Project Name PORTLAND

TENANT IMPROVEMENT

AMERIPRISE FINANCIAL
2 PORTLAND SQUARE
7TH FLOOR
SUITE # 701
PORTLAND, ME 04101

Project No. 17621008028E
Drawn By
Checked By
Date

Revisions

No.	Date	Description

LEVEL 7
SECURITY PLAN

0-102