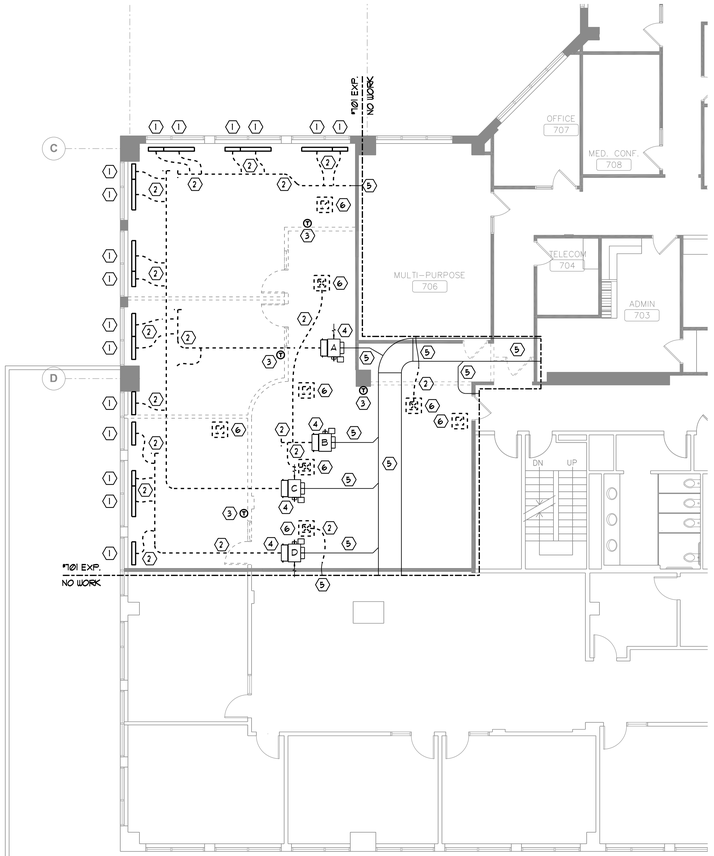

1 LEVEL SEVEN MECHANICAL DEMOLITION PLAN

SCALE 1/8" = 1'-Ø"

MECHANICAL DEMOLITION NOTES

1. EXISTING LINEAR DIFFUSER TO BE RELOCATED.
2. EXISTING DUCTWORK TO BE REMOVED.
3. EXISTING THERMOSTAT TO BE RELOCATED.
4. EXISTING VAV BOX TO REMAIN.
5. EXISTING SUPPLY AIR DUCTWORK TO REMAIN.
6. EXISTING DIFFUSER/GRILLE TO BE REMOVED.

EXISTING VAV BOXES

A - ENVIROTECH VFREH, 6"ø, 2.ØKW, FAN POWERED
B - ENVIROTECH S6DEHII, 8"ø, 4.5KW, SINGLE DUCT
C - ENVIROTECH VFREH, 1Ø"ø, 4.5KW, FAN POWERED
D - ENVIROTECH VVFEH, 12"ø, 6.ØKW, FAN POWERED

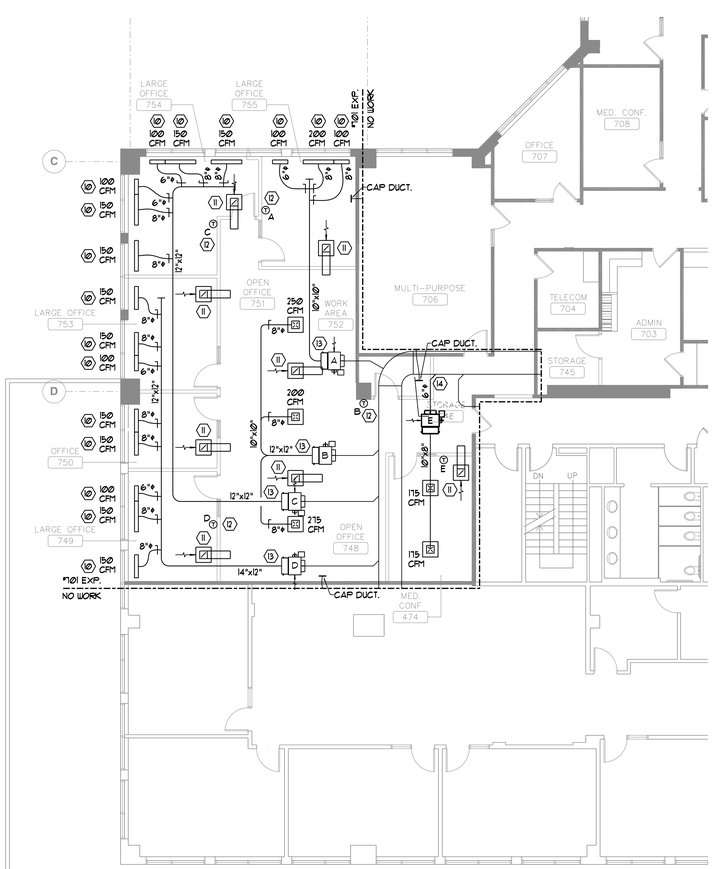

2 LEVEL SEVEN MECHANICAL PLAN

SCALE 1/8" = 1'-Ø"

MECHANICAL NOTES

10. RELOCATED EXISTING LINEAR DIFFUSER.
11. RETURN GRILLE, REFER TO TRANSFER DUCT DETAIL 2 THIS SHEET.
12. RELOCATED THERMOSTAT.
13. CONNECT TO EXISTING VAV BOX.
14. CONNECT TO EXISTING DUCTWORK.

REUSED VAV BOXES

A - ENVIROTECH VFREH, 6"ø, 2.ØKW, FAN POWERED
B - ENVIROTECH S6DEHII, 8"ø, 4.5KW, SINGLE DUCT
C - ENVIROTECH VFREH, 1Ø"ø, 4.5KW, FAN POWERED
D - ENVIROTECH VVFEH, 12"ø, 6.ØKW, FAN POWERED

PROPOSED VAV BOXES

E - TITUS PESV, 6"ø, 35ØCFM MAX, 15ØCFM MIN, 2.ØKW, 277V, SINGLE DUCT

GENERAL MECHANICAL NOTES

1. ALL DUCT BRANCH TAKE-OFFS SHALL BE 45 DEGREE TAPERED FITTINGS.
2. CEILING DIFFUSERS SHALL HAVE A 9Ø DEGREE SHEET METAL ELBOW. FLEXIBLE DUCTWORK SHALL BE USED FOR STRAIGHT RUNS OF 5'-Ø" OR LESS ONLY.
3. ALL BRANCH DUCTS TO AIR DEVICES SHALL HAVE MANUAL VOLUME DAMPER.
4. TESTING AND BALANCING CONTRACTOR SHALL INCLUDE THE ENTIRE EXISTING AMERIPRISE SUITE IN THEIR WORK INCLUDING AHU'S, BOXES, DIFFUSERS/GRILLES, ETC. REFER TO EXISTING MECHANICAL DOCUMENTS PROVIDED AS REFERENCE IN THE CONSTRUCTION SET.

AIR DEVICE PERFORMANCE SCHEDULE

TAG	PANEL SIZE(IN)	NECK SIZE(IN)	AIRFLOW (CFM)	SP.LOSS (IN.WG.)	THROW(L)	THROW(S)	Nc	BASIS OF DESIGN - TITUS		
								DUCT CONN(IN)	PATTERN	MODEL
A	24x24	8"ø	175-275	.ØØ8	-	-	2Ø	SEE DWGS	4-WAY	TMSA
AA	18x18	18x18	3ØØ-8ØØ	.ØØ8	-	-	2Ø	SEE DWGS	EGGCRATE	5ØF

ALL NEW SUPPLY DIFFUSERS SHALL BE 'A'
ALL NEW RETURN/TRANSFER GRILLES SHALL BE 'AA'

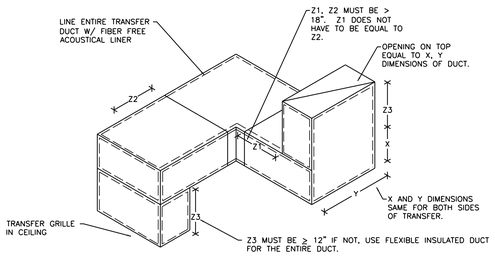

3 TRANSFER DUCT DETAIL (SPEECH BAFFLE)

NO SCALE - FOR ROOMS WITH FINISHED CEILINGS

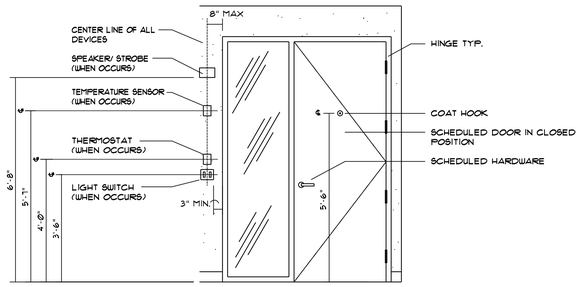

4 TYPICAL DEVICE MOUNTING HEIGHT LOCATIONS AT DOORS W/ SIDELIGHTS

½"=1'-Ø"

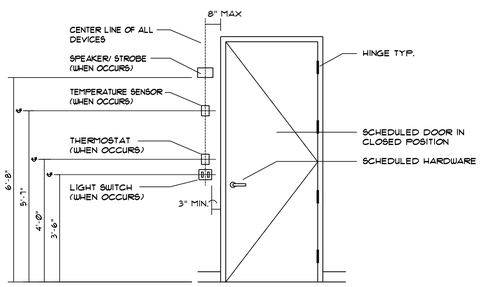

5 TYPICAL DEVICE MOUNTING HEIGHT LOCATIONS AT NON-SIDELIGHT DOORS

½"=1'-Ø"

RSP

RSP Architects, Ltd
1220 Marshall Street NE
Minneapolis
MN 55413-1036
612.677.7100
612.677.7499 fax
www.rsparch.com

PROJECT CONTACT:
Bob Pick, Job Captain 612-677-7245

Consultants

BENNETT ENGINEERING
MECHANICAL • ELECTRICAL
(207) 865-9475

Certification

STATE OF MAINE
STEPHEN P. DOEL
No. 3807
LICENSED
PROFESSIONAL ENGINEER

Signature Stephen P. Doel
Registration No. 3807 Expiration Date
Signing Date

Project For

Ameriprise Financial

AMPF Project # 17621008028E
AMPF Cost Center # 3071
AMPF Project Name PORTLAND

TENANT IMPROVEMENT

AMERIPRISE FINANCIAL
2 PORTLAND SQUARE
7TH FLOOR
SUITE # 701
PORTLAND, ME 04101

Project No.	17621008028
Drawn By	SMR
Checked By	SPD
Date	9/16/16

NOTICE: The designs shown and described herein including all technical drawings, graphics, and models thereof, are proprietary and cannot be copied, duplicated or commercially exploited, in whole or in part, without express written permission of RSP Architects, Ltd. These are available for limited review and evaluation by clients, consultants, contractors, government agencies, vendors and office personnel only in accordance with this Notice.

© Copyright RSP Architects, Ltd. 2016. All rights reserved.

Revisions

No.	Date	Description
	9/16/16	PERMIT BID SET

LEVEL 7
MECHANICAL PLANS

M-101