PARTITION LEGEND

SYMBOL	TYPE	DESCRIPTION
	A	STANDARD PARTITION
	B	STANDARD ACOUSTICAL PARTITION
	C	FULL HEIGHT ACOUSTICAL PARTITION
		EXISTING PARTITION TO REMAIN

NOTE: SEE A7-3 FOR TYPICAL PARTITION DETAILS

CONSTRUCTION SYMBOLS

SYMBOL	DESCRIPTION
	ROOM NAME
	ROOM NUMBER
	KEYNOTE
	45°∠ INDICATES EXISTING DOOR TO REMAIN. 90°∠ INDICATES NEW DOOR.
	ALIGN FINISHED FACE OF NEW PARTITION WITH FINISHED FACE OF EXISTING PARTITION
	DIRECTIONAL REFERENCE DENOTING ELEVATION
	REFERENCE NUMBER
	SHEET NUMBER
	NOT IN SCOPE
	WATER LINE

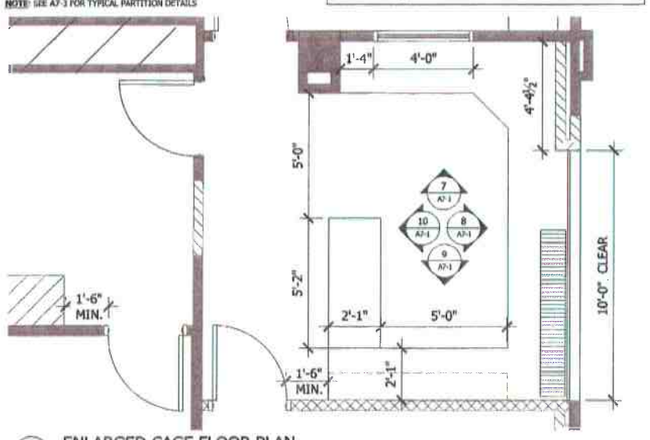

2 A1-1 ENLARGED CAGE FLOOR PLAN
SCALE: 3/8"=1'-0"

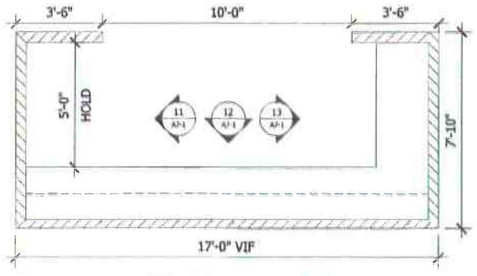

3 A1-1 ENLARGED COPY/WORK ROOM FLOOR PLAN
SCALE: 3/8"=1'-0"

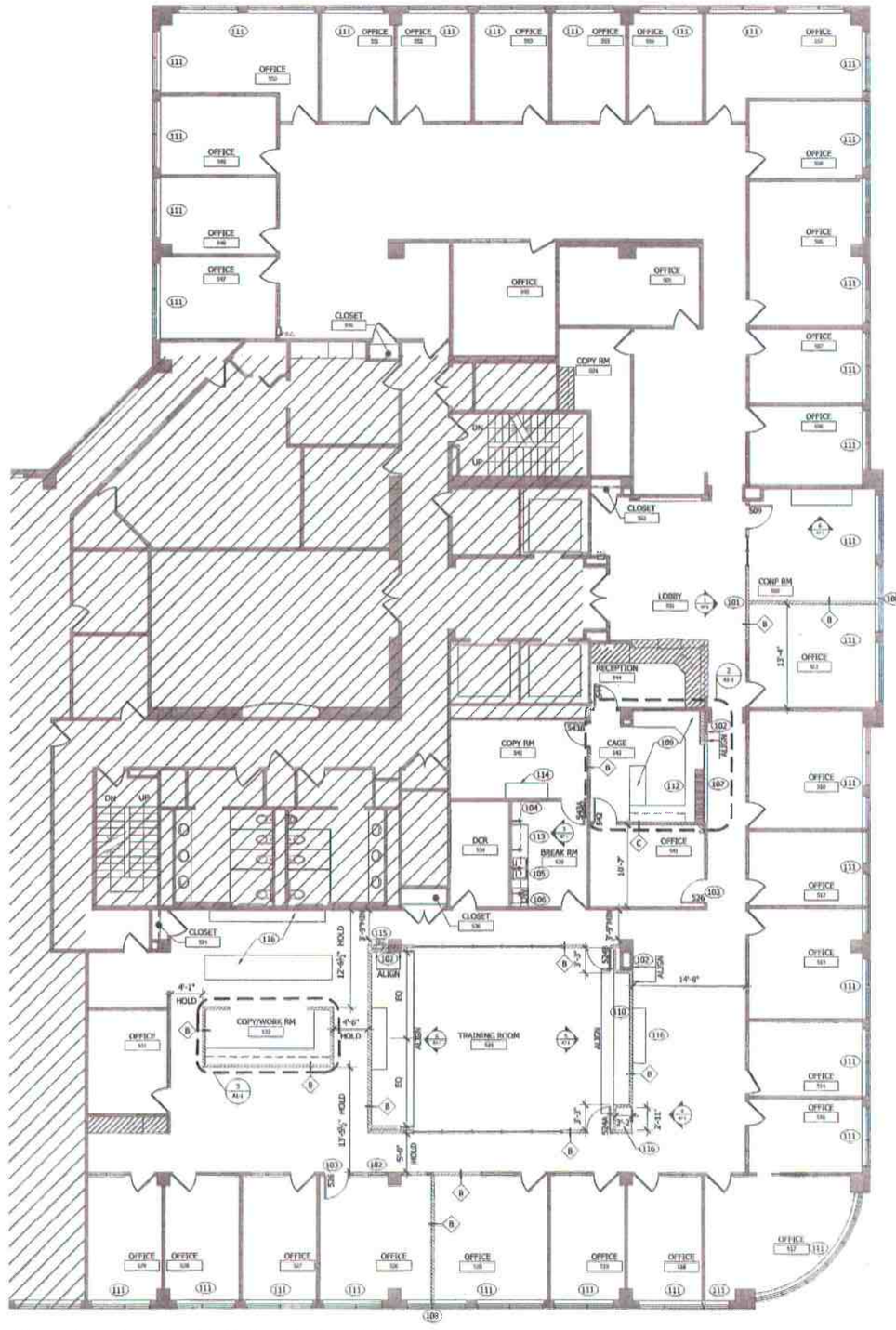

1 A1-1 PARTIAL FIFTH FLOOR CONSTRUCTION PLAN
SCALE: 1/8"=1'-0"

CONSTRUCTION GENERAL NOTES

A. CONSTRUCTION IS TO CONFORM WITH ALL APPLICABLE GOVERNING CODES AND ACCESSIBILITY GUIDELINES.

B. MUD, TAPE, SAND OR PATCH AND PREPARE ALL EXISTING INTERIOR AND PERIMETER PARTITIONS AS AFFECTED BY DEMOLITION OR EXISTING UNFINISHED. DAMAGED CONDITION AS NECESSARY FOR APPLICATION OF NEW SPECIFIED FINISH. SKIM COAT ALL WALLCOVERING AND PREPARE FOR SPECIFIED FINISH.

C. GENERAL CONTRACTOR TO PROVIDE FIRE-TREATED PLYWOOD AND/OR BLOCKING IN WALLS AS REQUIRED FOR MILLWORK, TV MONITORS, WOOD FRAMES, ETC. COORDINATE AS NEEDED WITH TENANT VENDORS.

D. GENERAL CONTRACTOR SHALL VERIFY ALL WALL LAYOUTS, DIMENSIONS, ETC. AND CONTACT ARCHITECT TO DISCUSS/ ADJUST DISCREPANCIES, ETC.

E. ALL PARTITIONS TO BE BUILT TO MATCH EXISTING AND PER BUILDING STANDARD SPECIFICATIONS AND DETAILS. COORDINATE WITH LANDLORD FOR FURTHER INFORMATION.

CONSTRUCTION KEYNOTES

100. NO CONSTRUCTION, THIS ROOM.

101. LOCATION OF RELOCATED RBC SIGNAGE. MOUNT ON CENTER OF ENTRY DOORS AT 64" AFF. RE-USE OR PROVIDE NEW MOUNTING STUDS IF REQUIRED.

102. ALIGN NEW WALL WITH EXISTING. THICKNESS, HEIGHT AND MATERIAL TO MATCH EXISTING. PREPARE SURFACE FOR SPECIFIED MATERIAL ON A4-1.

103. GC TO MATCH EXISTING SUITE STANDARD OFFICE FRONTS. REUSE DOORS, SIDELIGHTS, FRAMES, HARDWARE, DOOR STOPS, COAT HOOKS, ETC SALVAGED FROM DEMOLITION.

104. PROVIDE AND INSTALL A NEW ADA REFRIGERATOR WITH BOTTOM MOUNT FREEZER AND ICE MAKER. **SPECIFICATION**: GE APPLIANCES "ENERGY STAR" 22.7 CU. FT. BOTTOM FREEZER DRAWER REFRIGERATOR" MODEL NO. GDSL3KGYRLB, CLEANSTEEL FINISH. GC TO ENSURE CORRECT HINGE SIDE IS ORDERED ACCORDING TO PLACEMENT AS SHOWN ON PLAN.

105. PROVIDE NEW ADA DOUBLE COMPARTMENT SINK, FAUCET, WATER FILTER, AND COORDINATING GARBAGE DISPOSAL WITH ALL REQUIRED ELECTRICAL/PLUMBING/ETC SPECIFIED BY DESIGN/BUILD CONTRACTOR. SEE ELEVATION FOR EXACT PLACEMENT WITHIN MILLWORK. IF REQUIRED, PROVIDE AN "INSTA-HOT" WATER HEATER WITH REQUIRED ELECTRICAL IF EXISTING WATER HEATER IS NOT SUFFICIENT AT BREAK ROOM SINK. DESIGN/BUILD CONTRACTOR TO SIZE WATER HEATER APPROPRIATELY.
SINK SPECIFICATION: ELKAY "GOURMET" DOUBLE BOWL SINK, MODEL ELUHAD3118 SERIES - ICC/ANSI A117.1-2003 COMPLIANT (8-3/8" DEEP BOWL, #18 GAGE, TYPE 304 NICKEL BEARING STAINLESS STEEL) HOT AND COLD WATER, WASTE LINE/FAUCET AND ASSOCIATED TRIM AND FITTINGS.
FAUCET SPECIFICATION: MOEN "ABERDEEN" CLASSIC STAINLESS ONE-HANDLE HIGH ARC PULLDOWN KITCHEN FAUCET, CLASSIC STAINLESS FINISH (7560CSL). PROVIDE PIPE INSULATION FOR FRONT ACCESS PER ADA COMPLIANCE.
WATER FILTER SPECIFICATION: MOEN SIP ADA TRADITIONAL BEVERAGE FAUCET MODEL #65510 SERIES TO MATCH FAUCET.

106. PROVIDE AND INSTALL NEW ADA DISHWASHER. RETRO FIT ALL ELECTRICAL AND PLUMBING AS REQUIRED. **SPECIFICATION**: GE APPLIANCES "STAINLESS STEEL INTERIOR DISHWASHER WITH HIDDEN CONTROLS" MODEL NO GBD630SGHSS, TYPE COMMERCIAL GRADE UNDER THE COUNTER, 24 INCHES WIDE, FRONT PANEL STAINLESS STEEL, CABINET INTERIOR FINISH, STAINLESS STEEL, 120 VOLT, 60HZ, 6.7 AMP DIRECT WIRED.

107. PROVIDE AND INSTALL NEW METAL ROLL UP DOOR AT THIS LOCATION. PROVIDE ALL REQUIRED SUPPORTS WITHIN CEILING AND FOR GUIDES ON BOTH SIDES OF DOOR. **SPECIFICATION**: ALPINE COUNTER VISION, PERFORATED FLAT SLATS COUNTER SHUTTER, ELECTRIC MOTOR. DOOR FINISH: POWDERCOAT. **COLOR**: TIGER DRYLAC POWDER COATINGS RAL #1013

108. NEW PARTITION TO ALIGN WITH MULLION. ACOUSTICALLY SEAL TO REDUCE NOISE TRANSMISSION.

109. PROVIDE (2) 2" GROMMETS WITH CAPS AS REQUIRED FOR ACCESS TO ELECTRICAL AND DATA DEVICES. COORDINATE WITH BRANCH AND RBC'S IT DEPARTMENT FOR FIELD LOCATION OF REQUIRED LOCATIONS. COLOR: CREAM.

110. PROVIDE MILLWORK BANQUETTE SEATING, THIS LOCATION. SEE ELEVATIONS, SECTIONS AND FINISH PLAN FOR FURTHER INFO.

111. PROVIDE MANUAL MECHOSHADE OR APPROVED EQUAL ROLLING WINDOW TREATMENTS ON ALL EXTERIOR WINDOWS.
SPECIFICATION: MECHOSHADE SLIMLINE WITH FASCIA TRIM COLOR BEIGE.

112. PROVIDE HORIZONTAL MAILBOXES, THIS LOCATION. SEE SECTIONS AND ELEVATIONS FOR FURTHER DETAIL.

113. PROVIDE AND INSTALL NEW ADA MICROWAVE. **SPECIFICATION**: GE APPLIANCES "24 2.0 CU. FT. COUNTERTOP MICROWAVE, MODEL NO PEB2060SMSS, STAINLESS STEEL FINISH.

114. GC TO VERIFY LOCATION OF EXISTING MILLWORK AND RELOCATE PLAN LEFT IF NEW DOOR AND CLEARANCES CAN NOT BE MET.
115. GC TO RELOCATE FIRE EXTINGUISHER RECESSED INTO WALL. THIS LOCATION, UNLESS OTHERWISE DIRECTED BY CODE.
116. GC TO CUT EXISTING FILE TOPS (IF REQUIRED) TO REUSE IN NEW LAYOUT. COORDINATE WITH FURNITURE VENDOR AND PROVIDE NEW IF REQUIRED.

Key Plan:

Scale: 0 4' 8' 16'

NELSON
Nelco Architecture, Inc.
a licensed affiliate
1201 Marquette Avenue South - Suite 200
Minneapolis, MN 55403
Phone: (612) 622-1211
Fax: (612) 622-1009

Consultant:

RBC WEALTH MANAGMENT
RBC PLAZA
60 S. 6TH STREET
MINNEAPOLIS, MN 55402

Client:

Description:	No:	By:	Date:
ISSUED FOR PERMIT			03/29/2016
ISSUED FOR BID			02/03/2016
ISSUED FOR LL REVIEW			01/20/2016

LICENSED ARCHITECT RICHARD D. SUTTOR No. 3215 STATE OF MAINE

Seal:

RBC PORTLAND OFFICE RENOVATION
RBC WEALTH MANAGEMENT
TWO PORTLAND SQUARE, 5TH FLOOR
PORTLAND, ME 04101

Project Title & Address:

PARTIAL FIFTH FLOOR CONSTRUCTION PLAN

Sheet Title:

Proj. No:	16.01036.00
Drawn By:	DLF
Project Manager:	RDS
Prepared By:	DLF
Date:	
Reviewed By:	RDS
Date:	
Approved By:	RDS
Date:	

A1-1

ALL DIMENSIONS AND CONDITIONS MUST BE CHECKED AND VERIFIED ON SITE BY THE CONTRACTOR AND SUB-CONTRACTORS. THE PROJECT MANAGER SHALL BE NOTIFIED IN WRITING OF ANY DISCREPANCIES PRIOR TO PROCEEDING WITH THE WORK.

© NELSON 2016 ALL RIGHTS RESERVED

Plot Date: 3/29/2016 10:25:09 AM Filename: U:\Proj\Jones Lang LaSalle Americas\RBC\US-01036.00-RBC NW - Portland, ME\F_Drawings\A_CADD\A_Drawings\A1-1.dwg User: Daisy Full Device: DWG To PDF.pc3 PenTable: _NELSON-FULL.ctb