

DISPLAY THIS CARD ON PRINCIPAL FRONTAGE OF WORK

CITY OF PORTLAND



BUILDING PERMIT

This is to certify that
NORRIS INC.
PO BOX 2551 - 2257 WEST BROADWAY
SOUTH PORTLAND, ME 04106

For installation at
2 PORTLAND SQ
AMERIPRISE - 7th FLR

Job ID: 2012-06-4278-FAFS

CBL: 038-B-002-001

has permission to relocate AFA NAC appliances for tenant renovation provided that the person or persons, firm or corporation accepting this permit shall comply with all of the provisions of the Statutes of Maine and of the Ordinances of the City of Portland regulating the construction, maintenance and use of the buildings and structures, and of the application on file in the department.


Notification of inspection and written permission procured before this building or part thereof is lathed or otherwise closed-in. 48 HOUR NOTICE IS REQUIRED.

A final inspection must be completed by owner before this building or part thereof is occupied. If a certificate of occupancy is required, it must be

B. Grandy
(58)
Fire Prevention Officer

Code Enforcement Officer / Plan Reviewer

**THIS CARD MUST BE POSTED ON THE STREET SIDE OF THE PROPERTY
PENALTY FOR REMOVING THIS CARD**



PORTLAND MAINE

Strengthening a Remarkable City, Building a Community for Life • www.portlandmaine.gov

Director of Planning and Urban Development
Penny St. Louis

Job ID: 2012-06-4278-FAFS
relocate AFA NAC appliances for tenant
renovation

For installation at:
2 PORTLAND SQ
AMERIPRISE – 7th FLR

CBL: 038- B-002-001

Conditions of Approval:

Fire

The installation shall comply with the following:

- City of Portland Chapter 10, Fire Prevention and Protection;
- NFPA 1, *Fire Code* (2009 edition), as amended by City Code;
- NFPA 101, *Life Safety Code* (2009 edition), as amended by City Code;
- City of Portland Fire Department Rules and Regulations;
- NFPA 72, *National Fire Alarm and Signaling Code* (2010 edition), as amended by Fire Department Rules and Regulations; and
- NFPA 70, *National Electrical Code* (2011 edition) as amended by the State of Maine.

The fire alarm system shall be certified by a master fire alarm company and have a new fire alarm inspection sticker.

In field installation shall be installed per code as conditions dictate.

BUILDING PERMIT INSPECTION PROCEDURES

Please call 874-8703 or 874-8693 (ONLY)

or email: buildinginspections@portlandmaine.gov

With the issuance of this permit, the owner, builder or their designee is required to provide adequate notice to the city of Portland Inspections Services for the following inspections. Appointments must be requested 48 to 72 hours in advance of the required inspection. The inspection date will need to be confirmed by this office.

- **Please read the conditions of approval that is attached to this permit!! Contact this office if you have any questions.**
- **Permits expire in 6 months. If the project is not started or ceases for 6 months.**
- **If the inspection requirements are not followed as stated below additional fees may be incurred due to the issuance of a "Stop Work Order" and subsequent release to continue.**

Final Fire

The project cannot move to the next phase prior to the required inspection and approval to continue, REGARDLESS OF THE NOTICE OF CIRCUMSTANCES.

IF THE PERMIT REQUIRES A CERTIFICATE OF OCCUPANCY, IT MUST BE PAID FOR AND ISSUED TO THE OWNER OR DESIGNEE BEFORE THE SPACE MAY BE OCCUPIED.

15. RECORD OF SYSTEM OPERATIONAL ACCEPTANCE TEST

New system

All operational features and functions of this system were tested by, or in the presence of, the signer shown below, on the date shown below, and were found to be operating properly in accordance with the requirements for the following:

Modifications to an existing system

All newly modified operational features and functions of the system were tested by, or in the presence of, the signer shown below, on the date shown below, and were found to be operating properly in accordance with the requirements of the following:


NFPA 72, Edition: 2010

NFPA 70, National Electrical Code, Article 760, Edition:

Manufacturer's published instructions

Other (specify):

Individual device testing documentation [Inspection and Testing Form (Figure 14.6.2.4) is attached]

Signed:  Printed name: Wade Morin Date: 6/20/12
Organization: Norris, Inc Title: Technician Phone: 1-800-370-3473

16. CERTIFICATIONS AND APPROVALS


16.1 System Installation Contractor:

This system, as specified herein, has been installed and tested according to all NFPA standards cited herein.

Signed: Printed name: Steve Stewart Date: 6/20/12
Organization: EMI Title: Owner Phone: 207-878-5000

16.2 System Service Contractor:

The undersigned has a service contract for this system in effect as of the date shown below.

Signed:  Printed name: Wade Morin Date: 6/20/12
Organization: Norris, Inc Title: Technician Phone: 1-800-370-3473

16.3 Supervising Station:

This system, as specified herein, will be monitored according to all NFPA standards cited herein.

Signed: Printed name: Date:
Organization: Title: Phone:

FIRE ALARM AND EMERGENCY COMMUNICATION SYSTEM RECORD OF COMPLETION

To be completed by the system installation contractor at the time of system acceptance and approval.

It shall be permitted to modify this form as needed to provide a more complete and/or clear record.

Insert N/A in all unused lines.

Attach additional sheets, data, or calculations as necessary to provide a complete record.

1. PROPERTY INFORMATION

Name of property: Ameriprise *****EXISTING SYSTEM, DEVICES RELOCATED*****

Address: 2 Portland Sq. Portland, ME

Description of property: Multi-story building

Occupancy type: Offices

Name of property representative: N/A

Address: N/A

Phone: N/A

Fax: N/A

E-mail: N/A

Authority having jurisdiction over this property: Portland Fire Dept

Phone: 1-207-874-8576

Fax: N/A

E-mail: N/A

2. INSTALLATION, SERVICE, AND TESTING CONTRACTOR INFORMATION

Installation contractor for this equipment: EMI

Address: P.O. Box 15007 Portland, ME 04112

License or certification number: N/A

Phone: 207-878-5000

Fax: 207-878-4999

E-mail: N/A

Service organization for this equipment: Norris, Inc

Address: 2257 West Broadway South Portland, ME 04106

License or certification number: N/A

Phone: 1-800-370-3473

Fax: N/A

E-mail: www.norrisinc.com

A contract for test and inspection in accordance with NFPA standards is in effect as of: N/A

Contracted testing company: Norris, Inc

Address: 2257 West Broadway South Portland, ME 04106

Phone: 1-800-370-3473

Fax: N/A

E-mail: www.norrisinc.com

Contract expires: N/A

Contract number: N/A

Frequency of routine inspections: N/A

3. DESCRIPTION OF SYSTEM OR SERVICE

Fire alarm system (nonvoice)

Fire alarm with in-building fire emergency voice alarm communication system (EVACS)

Mass notification system (MNS)

Combination system, with the following components:

Fire alarm

EVACS

MNS

Two-way, in-building, emergency communication system

Other (specify):

NFPA 72, Fig. 10.18.2.1.1 (p. 1 of 12)

3. DESCRIPTION OF SYSTEM OR SERVICE (continued)

NFPA 72 edition: N/A

Additional description of system(s): N/A

3.1 Control Unit

Manufacturer: Notifier

Model number: System 5000

3.2 Mass Notification System

This system does not incorporate an MNS

3.2.1 System Type:

In-building MNS—combination

In-building MNS—stand-alone

Wide-area MNS

Distributed recipient MNS

Other (specify):

3.2.2 System Features:

Combination fire alarm/MNS

MNS autonomous control unit

Wide-area MNS to regional national alerting interface

Local operating console (LOC)

Direct recipient MNS (DRMNS)

Wide-area MNS to DRMNS interface

Wide-area MNS to high-power speaker array (HPSA) interface

In-building MNS to wide-area MNS interface

Other (specify):

3.3 System Documentation

An owner's manual, a copy of the manufacturer's instructions, a written sequence of operation, and a copy of the numbered record drawings are stored on site. Location:

3.4 System Software

This system does not have alterable site-specific software.

Operating system (executive) software revision level:

Site-specific software revision date:

Revision completed by:

A copy of the site-specific software is stored on site. Location:

3.5 Off-Premises Signal Transmission

This system does not have off-premises transmission.

Name of organization receiving alarm signals with phone numbers:

Alarm: Portland Fire Dept

Phone: 207-874-8576

Supervisory: N/A

Phone: N/A

Trouble: N/A

Phone: N/A

Entity to which alarms are retransmitted: N/A

Phone: N/A

Method of retransmission: N/A

If Chapter 26, specify the means of transmission from the protected premises to the supervising station:

N/A

If Chapter 27, specify the type of auxiliary alarm system: Local energy Shunt Wired Wireless

4. CIRCUITS AND PATHWAYS

4.1 Signaling Line Pathways

4.1.1 Pathways Class Designations and Survivability

Pathways class: N/A Survivability level: N/A Quantity: N/A
(See NFPA 72, Sections 12.3 and 12.4)

4.1.2 Pathways Utilizing Two or More Media

Quantity: N/A Description: N/A

4.1.3 Device Power Pathways

- No separate power pathways from the signaling line pathway
- Power pathways are separate but of the same pathway classification as the signaling line pathway
- Power pathways are separate and different classification from the signaling line pathway

4.1.4 Isolation Modules

Quantity: N/A

4.2 Alarm Initiating Device Pathways

4.2.1 Pathways Class Designations and Survivability

Pathways class: N/A Survivability level: N/A Quantity: N/A
(See NFPA 72, Sections 12.3 and 12.4)

4.2.2 Pathways Utilizing Two or More Media

Quantity: N/A Description: N/A

4.2.3 Device Power Pathways

- No separate power pathways from the initiating device pathway
- Power pathways are separate but of the same pathway classification as the initiating device pathway
- Power pathways are separate and different classification from the initiating device pathway

4.3 Non-Voice Audible System Pathways

4.3.1 Pathways Class Designations and Survivability

Pathways class: N/A Survivability level: N/A Quantity: N/A
(See NFPA 72, Sections 12.3 and 12.4)

4.3.2 Pathways Utilizing Two or More Media

Quantity: N/A Description: N/A

4.3.3 Device Power Pathways

- No separate power pathways from the notification appliance pathway
- Power pathways are separate but of the same pathway classification as the notification appliance pathway
- Power pathways are separate and different classification from the notification appliance pathway

5. ALARM INITIATING DEVICES

5.1 Manual Initiating Devices

5.1.1 Manual Fire Alarm Boxes

This system does not have manual fire alarm boxes.

Type and number of devices: Addressable: 0 Conventional: 2 Coded: 0 Transmitter: 0

Other (specify): N/A

5.1.2 Other Alarm Boxes

This system does not have other alarm boxes.

Description: N/A

Type and number of devices: Addressable: N/A Conventional: N/A Coded: N/A Transmitter: N/A

Other (specify): N/A

5.2 Automatic Initiating Devices

5.2.1 Smoke Detectors

This system does not have smoke detectors.

Type and number of devices: Addressable: N/A Conventional: N/A

Other (specify): N/A

Type of coverage: Complete area Partial area Nonrequired partial area

Other (specify): N/A

Type of smoke detector sensing technology: Ionization Photoelectric Multicriteria Aspirating Beam

Other (specify): N/A

5.2.2 Duct Smoke Detectors

This system does not have alarm-causing duct smoke detectors.

Type and number of devices: Addressable: N/A Conventional: N/A

Other (specify): N/A

Type of coverage: N/A

Type of smoke detector sensing technology: Ionization Photoelectric Aspirating Beam

5.2.3 Radiant Energy (Flame) Detectors

This system does not have radiant energy detectors.

Type and number of devices: Addressable: N/A Conventional: N/A

Other (specify): N/A

Type of coverage: N/A

5.2.4 Gas Detectors

This system does not have gas detectors.

Type of detector(s):

Number of devices: Addressable: Conventional:

Type of coverage:

5.2.5 Heat Detectors

This system does not have heat detectors.

Type and number of devices: Addressable: N/A Conventional: N/A

Type of coverage: Complete area Partial area Nonrequired partial area Linear Spot

Type of heat detector sensing technology: Fixed temperature Rate-of-rise Rate compensated

5. ALARM INITIATING DEVICES (continued)

5.2.6 Addressable Monitoring Modules

This system does not have monitoring modules.

Number of devices:

5.2.7 Waterflow Alarm Devices

This system does not have waterflow alarm devices.

Type and number of devices: Addressable: N/A Conventional: N/A Coded: N/A Transmitter: N/A

5.2.8 Alarm Verification

This system does not incorporate alarm verification.

Number of devices subject to alarm verification: N/A Alarm verification set for: N/A seconds

5.2.9 Presignal

This system does not incorporate pre-signal.

Number of devices subject to presignal: N/A

Describe presignal functions: N/A

5.2.10 Positive Alarm Sequence (PAS)

This system does not incorporate PAS.

Describe PAS: N/A

5.2.11 Other Initiating Devices

This system does not have other initiating devices.

Describe: N/A

6. SUPERVISORY SIGNAL-INITIATING DEVICES

6.1 Sprinkler System Supervisory Devices

This system does not have sprinkler supervisory devices.

Type and number of devices: Addressable: N/A Conventional: N/A Coded: N/A Transmitter: N/A

Other (specify): N/A

6.2 Fire Pump Description and Supervisory Devices

This system does not have a fire pump.

Type fire pump: Electric pump Engine

Type and number of devices: Addressable: N/A Conventional: N/A Coded: N/A Transmitter: N/A

Other (specify): N/A

6.2.1 Fire Pump Functions Supervised

Power Running Phase reversal Selector switch not in auto Engine or control panel trouble Low fuel

Other (specify): N/A

6.3 Duct Smoke Detectors (DSDs)

This system does not have DSDs causing supervisory signals.

Type and number of devices: Addressable: N/A Conventional: N/A

Other (specify): N/A

Type of coverage: N/A

Type of smoke detector sensing technology: Ionization Photoelectric Aspirating Beam

6.4 Other Supervisory Devices

This system does not have other supervisory devices.

Describe: N/A

7. MONITORED SYSTEMS

7.1 Engine-Driven Generator

This system does not have a generator.

7.1.1 Generator Functions Supervised

- Engine or control panel trouble Generator running Selector switch not in auto Low fuel
 Other (specify): N/A

7.2 Special Hazard Suppression Systems

This system does not monitor special hazard systems.

Description of special hazard system(s): N/A

7.3 Other Monitoring Systems

This system does not monitor other systems.

Description of special hazard system(s): N/A

8. ANNUNCIATORS

This system does not have annunciators.

8.1 Location and Description of Annunciators

Location 1: N/A

Location 2: N/A

Location 3: N/A

9. ALARM NOTIFICATION APPLIANCES

9.1 In-Building Fire Emergency Voice Alarm Communication System

This system does not have an EVACS.

Number of single voice alarm channels: N/A

Number of multiple voice alarm channels: N/A

Number of speakers: 13

Number of speaker circuits: N/A

Location of amplification and sound-processing equipment: At fire panel

Location of paging microphone stations:

Location 1: N/A

Location 2: N/A

Location 3: N/A

9.2 Nonvoice Notification Appliances

This system does not have nonvoice notification appliances.

Horns: N/A

With visible: N/A

Bells: N/A

With visible: N/A

Chimes: N/A

With visible: N/A

Visible only: 6

Other (describe): N/A

9.3 Notification Appliance Power Extender Panels

This system does not have power extender panels.

Quantity: N/A

Locations: N/A

10. MASS NOTIFICATION CONTROLS, APPLIANCES, AND CIRCUITS This system does not have an MNS.

10.1 MNS Local Operating Consoles

Location 1: N/A

Location 2: N/A

Location 3: N/A

10.2 High-Power Speaker Arrays

Number of HPSA speaker initiation zones: N/A

Location 1: N/A

Location 2: N/A

Location 3: N/A

10.3 Mass Notification Devices

Combination fire alarm/MNS visible appliances: N/A

MNS-only visible appliances: N/A

Textual signs: N/A

Other (describe): N/A

Supervision class: N/A

10.3.1 Special Hazard Notification

This system does not have special suppression predischage notification.

MNS systems DO NOT override notification appliances required to provide special suppression predischage notification.

11. TWO-WAY EMERGENCY COMMUNICATION SYSTEMS

11.1 Telephone System

This system does not have a two-way telephone system.

Number of telephone jacks installed: N/A

Number of warden stations installed: N/A

Number of telephone handsets stored on site: N/A

Type of telephone system installed: Electrically powered Sound powered

11.2 Two-Way Radio Communications Enhancement System

This system does not have a two-way radio communications enhancement system.

Percentage of area covered by two-way radio service: Critical areas: N/A % General building areas: N/A %

Amplification component locations: N/A

Inbound signal strength: N/A dBm Outbound signal strength: N/A dBm

Donor antenna isolation is: N/A dB above the signal booster gain

Radio frequencies covered: N/A

Radio system monitor panel location: N/A

11. TWO-WAY EMERGENCY COMMUNICATION SYSTEMS *(continued)*

11.3 Area of Refuge (Area of Rescue Assistance) Emergency Communications Systems

This system does not have an area of refuge (area of rescue assistance) emergency communications system.

Number of stations: *N/A* Location of central control point: *N/A*

Days and hours when central control point is attended: *N/A*

Location of alternate control point: *N/A*

Days and hours when alternate control point is attended: *N/A*

11.4 Elevator Emergency Communications Systems

This system does not have an elevator emergency communications system.

Number of elevators with stations: *N/A* Location of central control point: *N/A*

Days and hours when central control point is attended: *N/A*

Location of alternate control point: *N/A*

Days and hours when alternate control point is attended: *N/A*

11.5 Other Two-Way Communication Systems

Describe: *N/A*

12. CONTROL FUNCTIONS

This system activates the following control functions:

Hold-open door releasing devices Smoke management HVAC shutdown F/S dampers

Door unlocking Elevator recall Fuel source shutdown Extinguishing agent release

Elevator shunt trip Mass notification system override of fire alarm notification appliances

Other (specify): *N/A*

12.1 Addressable Control Modules

This system does not have control modules.

Number of devices: *N/A*

Other (specify): *N/A*

13. SYSTEM POWER

13.1 Control Unit

13.1.1 Primary Power

Input voltage of control panel: *N/A*

Control panel amps: *N/A*

Overcurrent protection: Type: *N/A*

Amps: *N/A*

Location (of primary supply panel board): *N/A*

Disconnecting means location: *N/A*

13.1.2 Engine-Driven Generator

This system does not have a generator.

Location of generator: *N/A*

Location of fuel storage: *N/A*

Type of fuel: *N/A*

13. SYSTEM POWER (continued)

13.1.3 Uninterruptible Power System

This system does not have a UPS.

Equipment powered by a UPS system: N/A

Location of UPS system: N/A

Calculated capacity of UPS batteries to drive the system components connected to it:

In standby mode (hours): N/A

In alarm mode (minutes): N/A

13.1.4 Batteries

Location: N/A

Type: N/A

Nominal voltage: N/A

Amp/hour rating: N/A

Calculated capacity of batteries to drive the system:

In standby mode (hours): N/A

In alarm mode (minutes): N/A

Batteries are marked with date of manufacture

Battery calculations are attached

13.2 In-Building Fire Emergency Voice Alarm Communication System or Mass Notification System

This system does not have an EVACS or MNS system.

13.2.1 Primary Power

Input voltage of EVACS or MNS panel: N/A

EVACS or MNS panel amps: N/A

Overcurrent protection: Type: N/A

Amps: N/A

Location (of primary supply panel board): N/A

Disconnecting means location: N/A

13.2.2 Engine-Driven Generator

This system does not have a generator.

Location of generator: N/A

Location of fuel storage: N/A

Type of fuel: N/A

13.2.3 Uninterruptible Power System

This system does not have a UPS.

Equipment powered by a UPS system: N/A

Location of UPS system: N/A

Calculated capacity of UPS batteries to drive the system components connected to it:

In standby mode (hours): N/A

In alarm mode (minutes): N/A

13.2.4 Batteries

Location: N/A

Type: N/A

Nominal voltage: N/A

Amp/hour rating: N/A

Calculated capacity of batteries to drive the system:

In standby mode (hours): N/A

In alarm mode (minutes): N/A

Batteries are marked with date of manufacture

Battery calculations are attached

13. SYSTEM POWER (continued)

13.3 Notification Appliance Power Extender Panels

This system does not have power extender panels.

13.3.1 Primary Power

Input voltage of power extender panel(s): N/A

Power extender panel amps: N/A

Overcurrent protection: Type: N/A

Amps: N/A

Location (of primary supply panel board): N/A

Disconnecting means location: N/A

13.3.2 Engine-Driven Generator

This system does not have a generator.

Location of generator: N/A

Location of fuel storage: N/A

Type of fuel: N/A

13.3.3 Uninterruptible Power System

This system does not have a UPS.

Equipment powered by a UPS system: N/A

Location of UPS system: N/A

Calculated capacity of UPS batteries to drive the system components connected to it:

In standby mode (hours): N/A

In alarm mode (minutes): N/A

13.3.4 Batteries

Location: N/A

Type: N/A

Nominal voltage: N/A

Amp/hour rating: N/A

Calculated capacity of batteries to drive the system:

In standby mode (hours): N/A

In alarm mode (minutes): N/A

Batteries are marked with date of manufacture

Battery calculations are attached

14. RECORD OF SYSTEM INSTALLATION

Fill out after all installation is complete and wiring has been checked for opens, shorts, ground faults, and improper branching, but before conducting operational acceptance tests.

This is a: New system Modification to an existing system Permit number:

The system has been installed in accordance with the following requirements: (Note any or all that apply.)

NFPA 72, Edition: 2010

NFPA 70, National Electrical Code, Article 760, Edition: 2011

Manufacturer's published instructions

Other (specify):

System deviations from referenced NFPA standards:

Signed:

Printed name: Steve Stewart

Date: 6/20/12

Organization: EMI

Title: Owner

Phone: 207-878-5000

15. RECORD OF SYSTEM OPERATIONAL ACCEPTANCE TEST

New system

All operational features and functions of this system were tested by, or in the presence of, the signer shown below, on the date shown below, and were found to be operating properly in accordance with the requirements for the following:

Modifications to an existing system

All newly modified operational features and functions of the system were tested by, or in the presence of, the signer shown below, on the date shown below, and were found to be operating properly in accordance with the requirements of the following:

NFPA 72, Edition: 2010

NFPA 70, National Electrical Code, Article 760, Edition:

Manufacturer's published instructions

Other (specify):

Individual device testing documentation [Inspection and Testing Form (Figure 14.6.2.4) is attached]

Signed:

Printed name: Wade Morin

Date: 6/20/12

Organization: Norris, Inc

Title: Technician

Phone: 1-800-370-3473

16. CERTIFICATIONS AND APPROVALS

16.1 System Installation Contractor:

This system, as specified herein, has been installed and tested according to all NFPA standards cited herein.

Signed:

Printed name: Steve Stewart

Date: 6/20/12

Organization: EMI

Title: Owner

Phone: 207-878-5000

16.2 System Service Contractor:

The undersigned has a service contract for this system in effect as of the date shown below.

Signed:

Printed name: Wade Morin

Date: 6/20/12

Organization: Norris, Inc

Title: Technician

Phone: 1-800-370-3473

16.3 Supervising Station:

This system, as specified herein, will be monitored according to all NFPA standards cited herein.

Signed:

Printed name:

Date:

Organization:

Title:

Phone:

16. CERTIFICATIONS AND APPROVALS (continued)

16.4 Property or Owner Representative:

This system, as specified herein, will be monitored according to all NFPA standards cited herein.

Signed:	Printed name:	Date:
Organization:	Title:	Phone:

16.5 Authority Having Jurisdiction:

I have witnessed a satisfactory acceptance test of this system and find it to be installed and operating properly in accordance with its approved plans and specifications, with its approved sequence of operations, and with all NFPA standards cited herein.

Signed:	Printed name:	Date:
Organization:	Title:	Phone: