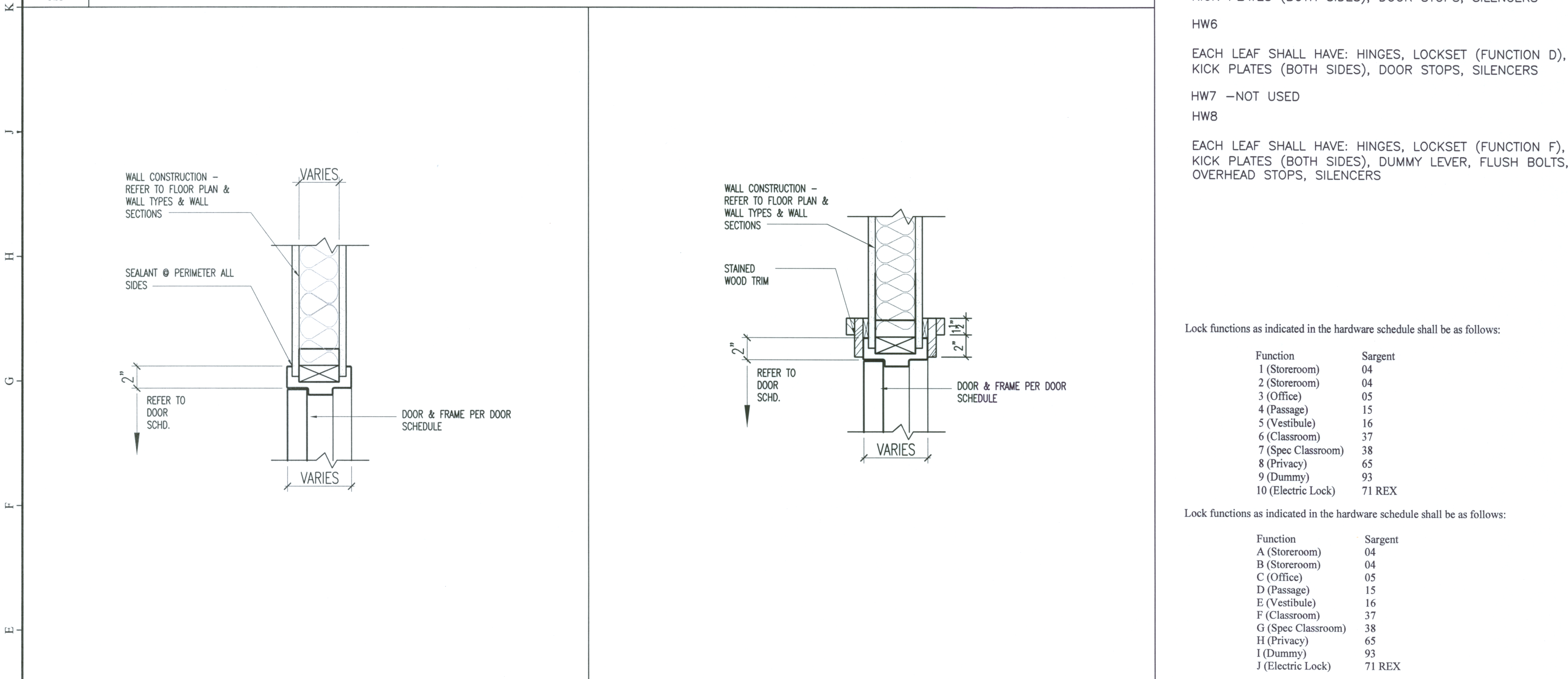


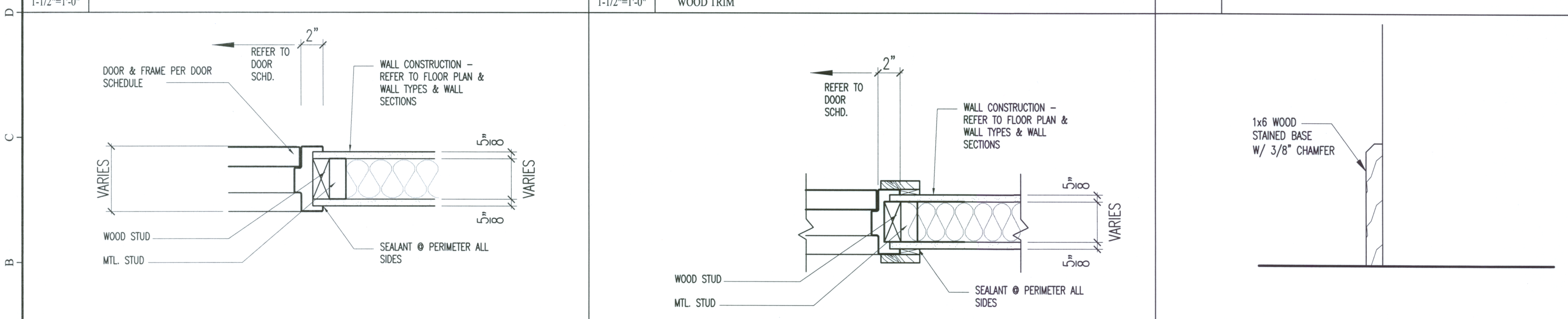
N4 DOOR TYPES & FRAME TYPES

- EXISTING DOORS - REMOVE EXISTING DOOR HARDWARE SET & INSTALL NEW HARDWARE SET. PATCH, PAINT AND PREPARE FOR NEW HARDWARE.
- DOORS TO HAVE RE-LOCATED CARD READER.
- ALL CARD ACCESS DOORS MUST MEET THE REQUIREMENTS OF THE 2006 NFPA AND 2003 IBC FOR ACCESS CONTROLLED EGRESS DOORS.
- HARDWARE FINISH: BRUSHED CHROME.
- ALL DOOR FRAMES TO BE PAINTED P1 - EXCEPT FOR FRAMES WITH A WOOD TRIM SURROUND.
- HOLLOW METAL FRAMES THAT HAVE STAINED WOOD TRIM SURROUNDS ARE TO BE PAINTED TO MATCH THE WOOD.

K1 NOTES



D1 HEAD DETAIL **D5 HEAD DETAIL** **D9 HARDWARE**



A1 JAMB DETAIL **A5 JAMB DETAIL** **A9 TYPICAL WOOD BASE**

INTERIOR FINISH LEGEND

020109.00

Prudential

CODE	MATERIAL	MANUFACTURER	PRODUCT, STYLE AND COLOR	FINISH	REMARKS/NOTES
C1	CARPET	J&J COMMERCIAL	THE ART & SOUL COLLECTION - STYLE 4830 CUBISM, COLOR: 1268 EASEL	FACTORY	TILE, SALES REPRESENTATIVE: DEBBIE JACKSON #207-337-2979
C2	CARPET	J&J COMMERCIAL	TEXTURES 36 (4855) COLOR: 3423 CYBER	FACTORY	
C3	NOT USED				
C4	CARPET	J&J COMMERCIAL	THE ART & SOUL COLLECTION - STYLE 4820 SURREALISM, COLOR: 1268 EASEL	FACTORY	BROADLOOM
VCT1	VINYL COMPOSITE TILE	MANNINGTON COMMERCIAL	DESIGNER ESSENTIALS - COLOR: 200 NAVY	SEALED	
VCB1	VINYL COVE BASE	JOHNSONITE	COLOR: 63 BURNT UMBER	FACTORY	
VCB2	VINYL COVE BASE	JOHNSONITE	COLOR: 79 BONE WHITE	FACTORY	
PL1	PLASTIC LAMINATE	WILSONART	COLOR: 4810-60 TITANIUM EV	FACTORY	
P1	PAINT	SHERWIN WILLIAMS	COLOR: SW6378 CRISP LINEN	SEM-GLOSS	TRIM
P2	PAINT	SHERWIN WILLIAMS	COLOR: SW7688 SUNDEW	SATIN	NEUTRAL
P3	PAINT	SHERWIN WILLIAMS	COLOR: SW7686 HINOKI	SATIN	NEUTRAL
P4	PAINT	SHERWIN WILLIAMS	COLOR: SW7687 AUGUST MOON	SATIN	ACCENT
P5	PAINT	SHERWIN WILLIAMS	COLOR: SW6515 LESURE BLUE	SATIN	ACCENT
P6	PAINT	SHERWIN WILLIAMS	COLOR: SW9055 FIERY BROWN	SATIN	ACCENT

INTERIOR FINISH SCHEDULE

020109

Prudential

Room #	Room Name	Floor	Grout	North Wall	East Wall	South Wall	West Wall	Chair rail	Base	Decorative Trim	Door	Door & Window Molding	Countertop	Worksurface	Cabinets	Horizontal Plane	Vertical Plane
450	ELEV LOBBY	C1	NA	P2	P2	P2	P2										
446	CONFERENCE	C4	NA	P2	P2	P2	P2										
447	TRAINING	C4	NA	P2	P2	P2	P2										
448	CORRIDOR	C1	NA	P4	P4	P4	P4										
449	CORRIDOR	C1	NA	P4	P4	P4	P4										
450	ELECTRICAL ROOM	VCT1	NA	P3	P3	P3	P3										
451	FOOD ROOM	C2	NA	P4	P4	P4	P4										
452	OFFICE 4	C1	NA	P6	P4	P3	P4										
453	STORAGE	C4	NA	P2	P2	P2	P2										
454	CORRIDOR	C1	NA	P4	P4	P4	P4										
455	CORRIDOR	C1	NA	P4	P4	P4	P4										

F9 FINISH SCHEDULE & LEGEND

DOOR SCHEDULE

PRUDENTIAL

TOW PORTLAND SQUARE

GT# 020109

DOOR SCHEDULE ABBREVIATIONS											
EH	ELECTRO. HOLD OPENER	HO	NUMBER	WD	WOOD (SOLID)						
HM	HOLLOW METAL	ES	ELECTRIC STRIKE	WG	WIRE GLASS						
INS	INSULATED	TEMP	TEMPERED	S	STAIN						
MTL	METAL	THK	THICKNESS	P	PAINT						

DOORS														
NO	TYPE	SIZE	THK	MAT.	FINISH	F.R. LABEL	REMARKS	TYPE	MAT.	DETAILS	SILL CONDITION	HDW	DOORS	
											SET	NO		
FOURTH FLOOR														
DOORS 400 TO 445 ARE EXISTING TO REMAIN														
446	A	3'-0" x 7'-0"	1 3/4	WD	P	-	Kickplate - both sides	2	HM	D1/A800	A1/A800	P	- - -	HW6 446
447A	C	3'-0" x 7'-0"	1 3/4	WD	S	-	Kickplate - both sides	3	HM/WD	D5/A800	A5/A800	P/S	- - -	HW8 447A
447B	C	3'-0" x 7'-0"	1 3/4	WD	S	-	Kickplate - both sides	3	HM/WD	D5/A800	A5/A800	P/S	- - -	HW8 447B
448	NOT USED													448
449	B	3'-0" x 7'-0"	1 3/4	WD	S	-	Kickplate - both sides	3	HM/WD	D5/A800	A5/A800	P/S	- - -	HW1 449
450	A	3'-0" x 7'-0"	1 3/4	WD	P	1 hr. rated		1	HM	D1/A800	A1/A800	P	- - -	HW3 450
451	A	3'-0" x 7'-0"	1 3/4	WD	P	-	Kickplate - both sides	2	HM	D1/A800	A1/A800	P	- - -	HW5 451
452	NOT USED													452
453	A	3'-0" x 7'-0"	1 3/4	WD	P	-		1	HM	D1/A800	A1/A800	P	- - -	HW6 453


1. All door frames and doors to be painted P1 except doors 447A, 447B AND 449. These door frames to be painted to match wood frame surrounds.

2. All wood doors to be stained with a medium mahogany stain finish.

THE FOLLOWING EXISTING OAK DOORS ARE TO BE SANDED AND STAINED TO MATCH THE MAHOGANY FINISH OF THE EXISTING AND PROPOSED DOORS.

ALL BRASS HARDWARE ON THE FOLLOWING DOORS ARE TO BE REPLACED WITH BRUSHED CHROME. CONTRACTOR TO FIELD VERIFY ALL EXISTING DOOR COMPONENTS.

DOORS: 403 406A
406 408
409
409A
410



Gawron Turgeon ARCHITECTS

29 Black Point Road
Scarborough, Maine 04074
www.gawronturjeon.com
207-883-6307 tel 207-883-0361 fax

PRUDENTIAL

TWO PORTLAND SQUARE FOURTH FLOOR

PORTLAND, MAINE

REVISIONS

#	DATE	DESCRIPTION
1	06/30/09	PROGRESS REVIEW SET
2	07/13/09	ISSUED FOR PERMITTING ONLY

DATE:	07.13.09
PROJECT #	020109
DRAWN BY:	DLP
CHECKED BY:	MET
DRAWING SCALE	AS NOTED

SHEET TITLE

FINISH SCHEDULE & LEGEND

DOOR SCHEDULE & DETAILS

A800

© COPYRIGHT 1985-2003
REPRODUCTION OR USE OF
THIS DOCUMENT WITHOUT
WRITTEN PERMISSION OF
GAWRON TURGEON IS PROHIBITED