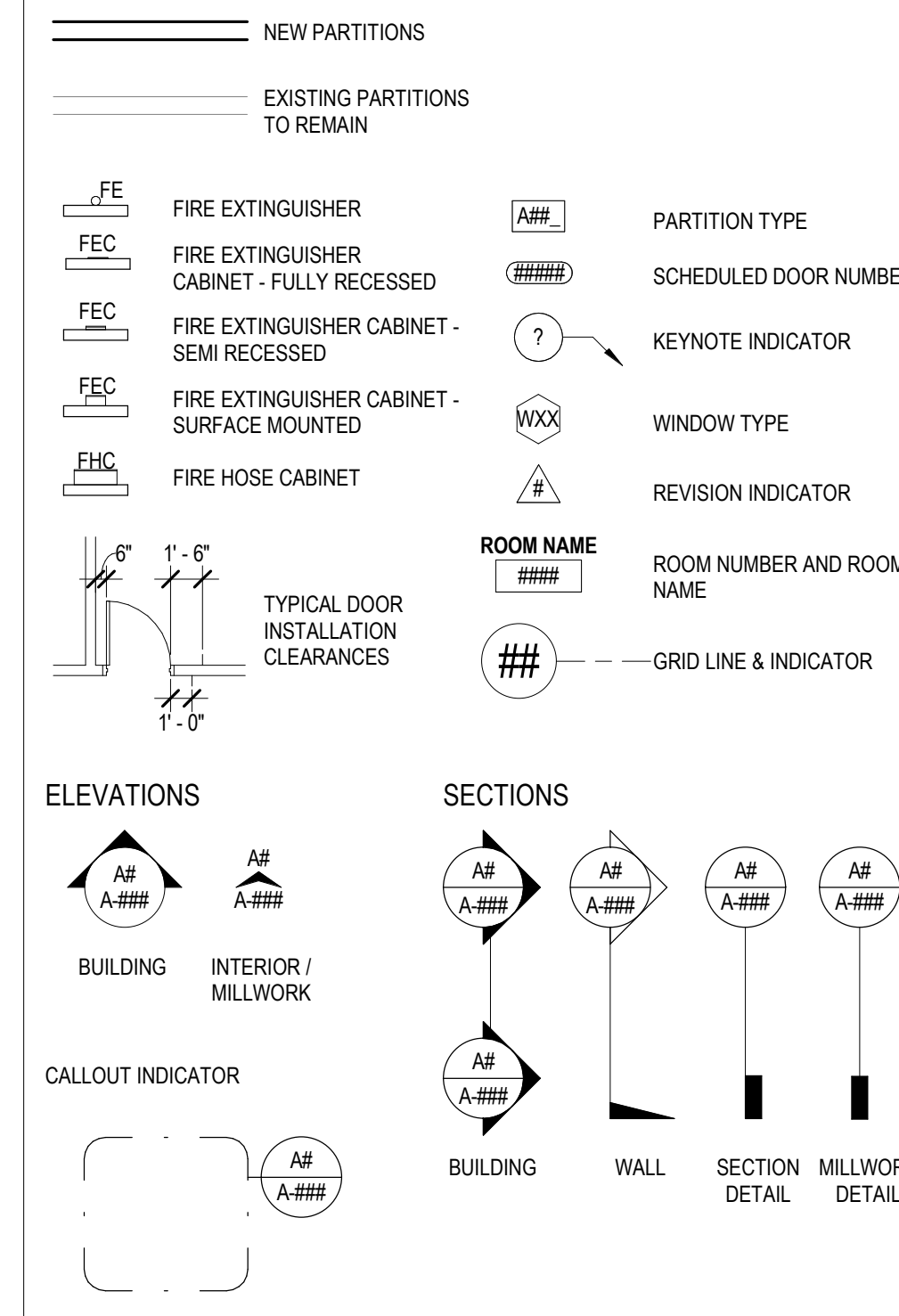


C1 CONSTRUCTION PLAN
SCALE: 1/8" = 1'-0"

CONSTRUCTION PLAN LEGEND



CONSTRUCTION PLAN NOTES

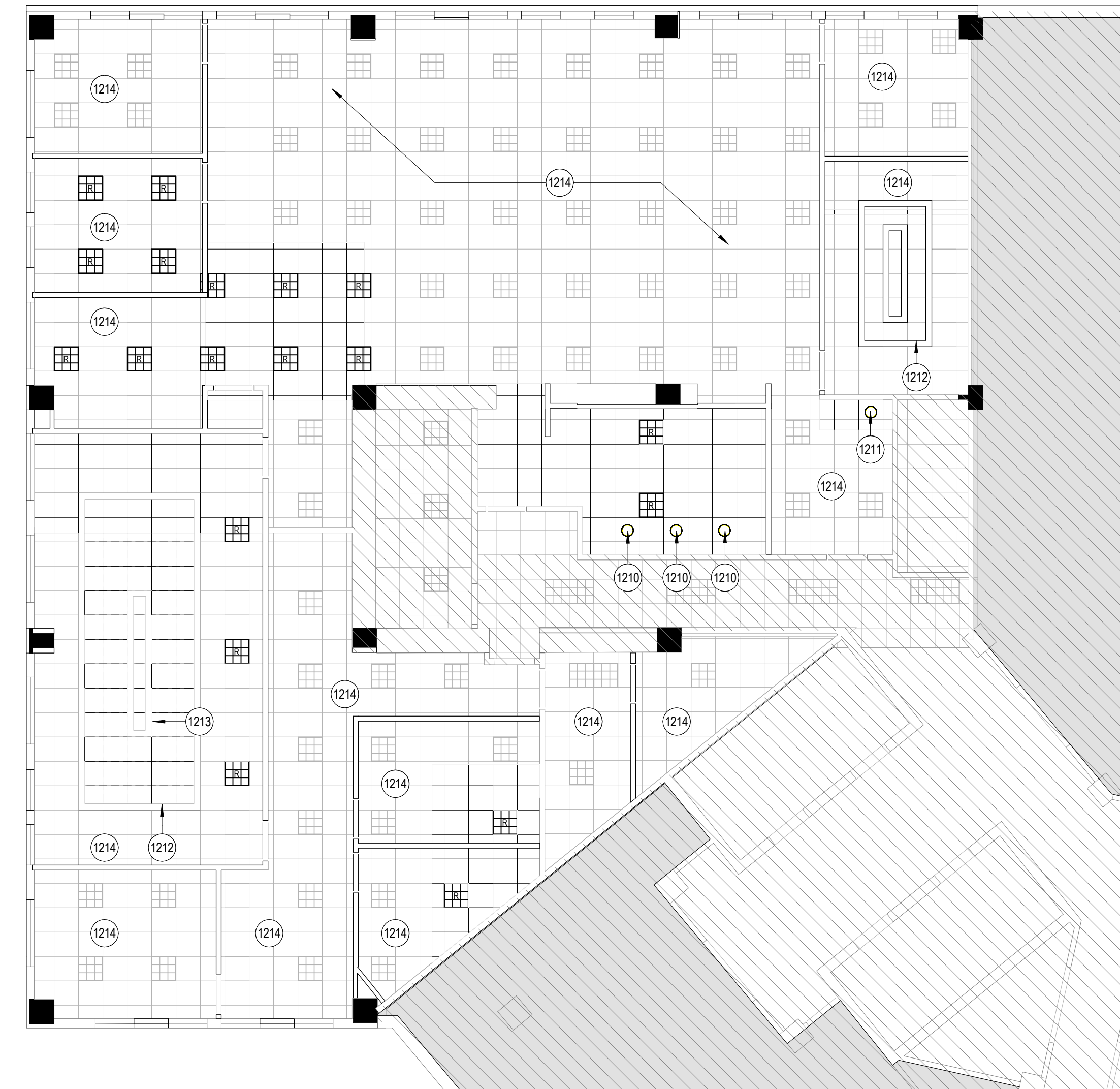
- G1. REFERENCE LEGEND SHEET G-002 FOR GENERAL NOTES, RESPONSIBILITIES, AND PROCEDURES. EXECUTION OF CONSTRUCTION CONTRACT OR PERFORMING WORK ACCEPTS THE CONDITIONS AND PROVISIONS DOCUMENTED WITHIN SHEET G-002 AND CONSIDERS THE FOLLOWING NOTATION SUPPLEMENTAL TO THOSE CONDITIONS.
- G2. NEW PARTITIONS TO BE PARALLEL OR PERPENDICULAR TO EXISTING DEMISING PARTITIONS, UNO.
- G3. BRACE NEW PARTITIONS TO STRUCTURE IN ACCORDANCE WITH ASC/SEI 7-10 FOR SEISMIC SUPPORT.
- G4. PARTITION COMPONENTS SHALL PROVIDE A FIRE RESISTIVE ASSEMBLY WITH FIRE RATINGS AS NOTED FOR EACH TYPE.
- G5. MATERIAL AND COMPONENTS OF PARTITION ASSEMBLY AND MATERIAL WITHIN WALLCAVITY SHALL BE NON-COMBUSTIBLE OR FIRE RESISTIVE TREATED MATERIAL.
- G6. DOOR HARDWARE FUNCTION SHALL PROVIDE MECHANICAL FREE EGRESS TO EGRESS SIDE OF DOOR.
- G7. VERIFY EXISTING CONDITIONS TO PROVIDE A BUILDING STANDARD, FINISHED CONDITION AT PERIMETER WALLS AND GLAZING SYSTEM. NOTIFY OWNER OF INDICATIONS OF DAMAGE, LEAKING OR OTHER MAINTENANCE CONCERNS PRIOR TO CONSTRUCTION.
- G8. VERIFY EXISTING PERIMETER GLAZING SYSTEM WINDOW TREATMENT FOR MISSING OR DAMAGED MATERIAL. SUPPLEMENT EXISTING TO PROVIDE UNIFORM APPEARANCE AND OPERATIONAL FUNCTION FOR WINDOW TREATMENT INDICATIVE OF BUILDING STANDARD QUALITY.
- G9. VERIFY EXISTING AND COORDINATE TO PROVIDE BUILDING STANDARD WINDOW TREATMENT (BLINDS) THROUGHOUT LEASE AREA FOR UNIFORM BUILDING STANDARD APPEARANCE.

PARTITION TYPES

- 1 PARTITION TYPE 1 - TO CEILING
REFERENCE DETAIL A11A-501 FOR ADDITIONAL INFORMATION
- 6 PARTITION TYPE 6 - FURRING PARTITION TO CEILING
REFERENCE DETAIL A21A-501 FOR ADDITIONAL INFORMATION

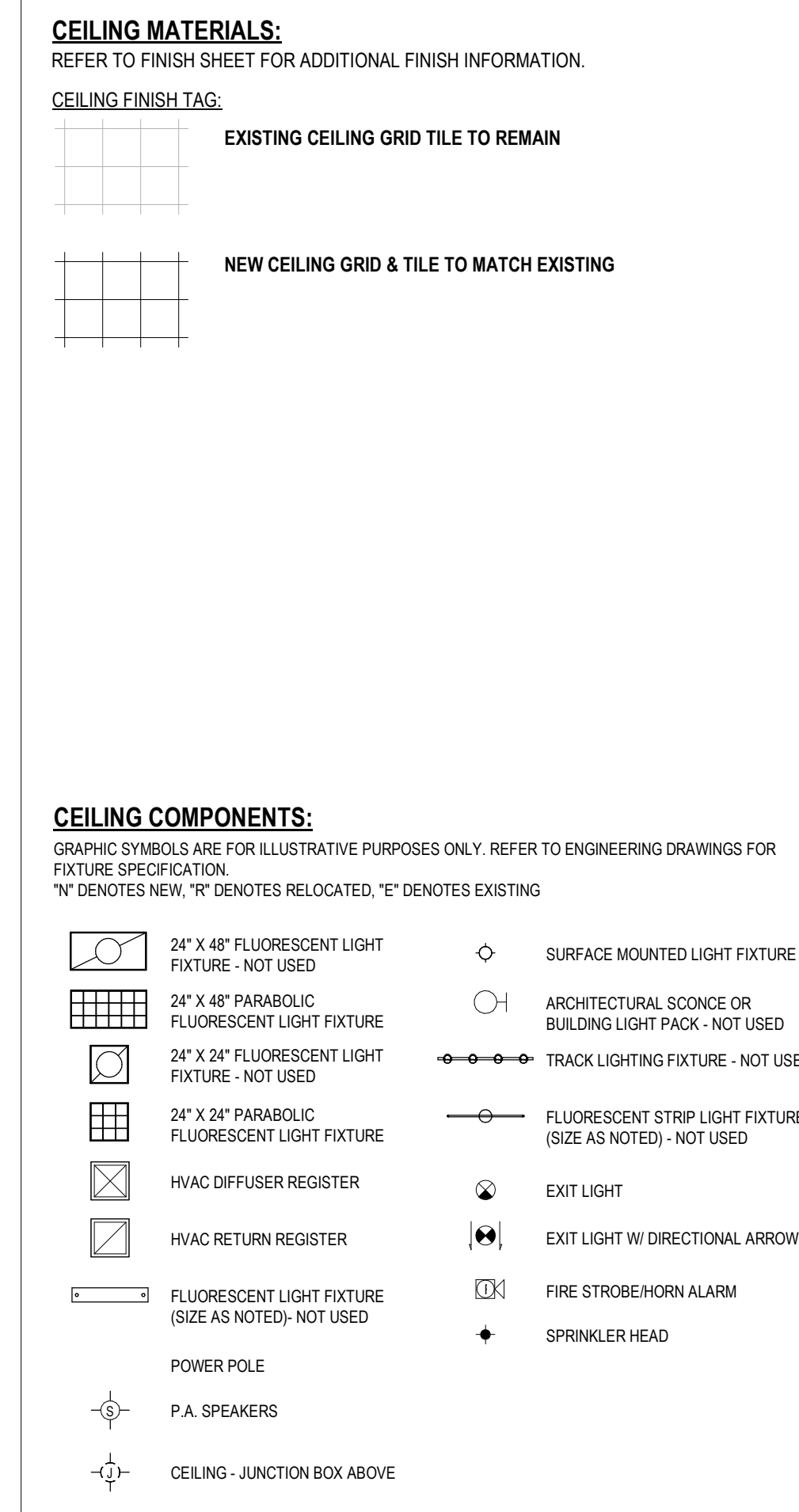
CONSTRUCTION PLAN KEYNOTES

- ITEMS LABELED WITH KEYED NOTE INDICATOR ARE FOR SPECIFIC LOCATIONS ON PLANS
- 1113 PROVIDE FRP BLOCKING WITHIN WALL CAVITY FROM 4'-0" AFF TO 8'-0" AFF FOR WALL MOUNTED EQUIPMENT OR MILLWORK
- 1114 PROVIDE REFRIGERATOR WITH WATER LINE EQUAL TO SPECIFICATION (TBD)
- 1115 PROVIDE TWO (2) MICROWAVES
- 1116 PROVIDE ADA COMPLIANT HEIGHT DISHWASHER
- 1117 PROVIDE COAT HOOKS MOUNTED 2'-0" ON CENTER AT 5'-0" AFF. MANUFACTURER: HAFELE. MODEL: 842.54.153 HEW 110MM COAT AND HAT HOOK. COLOR: ULTRAMARINE BLUE



A1 REFLECTED CEILING PLAN
SCALE: 1/8" = 1'-0"

REFLECTED CEILING PLAN LEGEND




REFLECTED CEILING NOTES

- GENERAL NOTES**
- G1. REFERENCE LEGEND SHEET G-002 FOR GENERAL NOTES, RESPONSIBILITIES, AND PROCEDURES. EXECUTION OF CONSTRUCTION CONTRACT OR PERFORMING WORK ACCEPTS THE CONDITIONS AND PROVISIONS DOCUMENTED WITHIN SHEET G-002 AND CONSIDERS THE FOLLOWING NOTATION SUPPLEMENTAL TO THOSE CONDITIONS.
 - G2. REPAIR OR REPLACE EXISTING CEILING GRID COMPONENTS FOR LEVEL SURFACE AND REPLACE PANELS FOR UNIFORM APPEARANCE INDICATIVE OF BUILDING STANDARD CONSTRUCTION.
 - G3. PROVIDE LEVEL 5 FINISH AND PAINT AT GWB CEILING SOFFIT, BULKHEAD CONDITIONS (REF. FINISH PLAN FOR SPECIFICATIONS)
 - G4. VERIFY EXISTING MECHANICAL SYSTEM REGISTERS AND ADJUST TO OMIT REGISTERS SPANNING TOP OF WALL CONDITIONS.
 - G5. CEILING HEIGHT IS EXISTING TO REMAIN.

REFLECTED CEILING KEYNOTES

- ITEMS LABELED WITH KEYED NOTE INDICATOR ARE FOR SPECIFIC LOCATIONS ON PLANS
- 1210 SURFACE MOUNTED PENDANT LIGHT FIXTURE. MANUFACTURER: TBD, MODEL: TBD
- 1211 SURFACE MOUNTED PENDANT LIGHT FIXTURE. MANUFACTURER: TBD, MODEL: TBD
- 1212 RECESSED LIGHT FIXTURE. MANUFACTURER: TBD, MODEL: TBD
- 1213 RECESSED LIGHT FIXTURE. MANUFACTURER: TBD, MODEL: TBD
- 1214 INSTALL NEW CEILING TILE IN EXISTING GRID.



If this document is sealed and signed in a digital or electronic format and is received from someone other than the sealing professional identified in the document, you must contact the sealing professional in writing to validate the authority of the document. The sealing professional disclaims the seal and signature and shall not be held for any liability associated with it where the authenticity of any digital or electronic seal or signature has not been validated in this manner.

ISSUANCE
12/28/2017
ISSUED FOR CONSTRUCTION

REVISIONS	NO.	DATE	DESCRIPTION