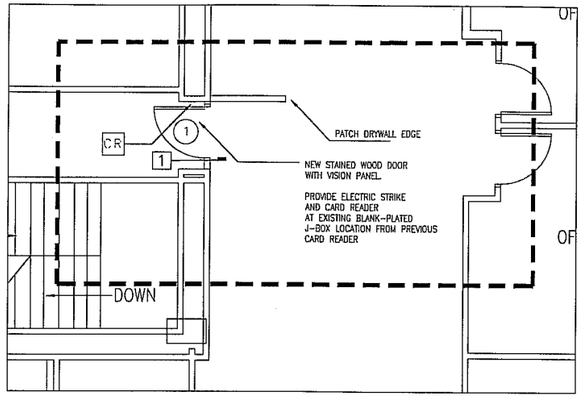

1 CONSTRUCTION PLAN
1/4" =1'-0"

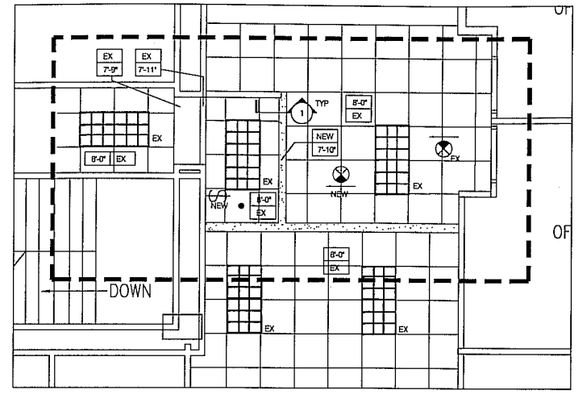

2 REFLECTED CEILING PLAN
1/4" =1'-0"

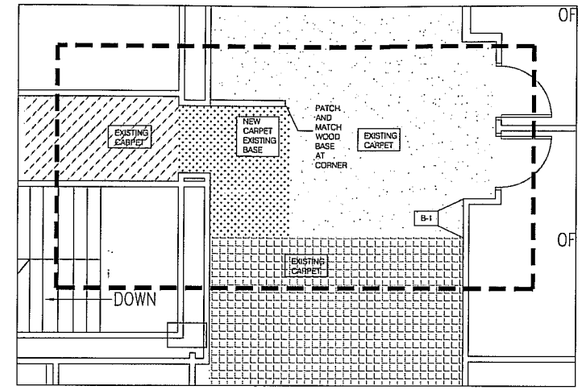

3 FINISH PLAN
1/4" =1'-0"

CONSTRUCTION LEGEND:

═══	INDICATES EXISTING CORE, SHELL PERIMETER CONDITIONS
1	INDICATES WALL TYPE DESIGNATION – (TYPE 1 U.O.N.) FULL HEIGHT WALL TO DECK ABOVE. PROVIDE FIRE SEALANT BOTH SIDES
1	DOOR SWING AND IDENTIFICATION NO., PROVIDE 8'-3' STAINED WOOD DOOR. WITH VISION PANEL COORDINATE ELECTRIC STRIKE WITH TENANT SECURITY VENDOR FOR CARD READER
CR	CARD READER

CONSTRUCTION NOTES:

1. ALL PARTITIONS ARE TO BE FULL HEIGHT TO DECK WITH FIRE SEALANT
2. ALL WORK SHALL CONFORM TO THE LATEST EDITION OF THE STATE OF MAINE BUILDING CODE AND ALL OTHER APPLICABLE CODES AND REGULATIONS.
3. ALL CONFLICTS AND ITEMS FOR CLARIFICATION SHALL BE BROUGHT TO THE ATTENTION OF THE ARCHITECT PRIOR TO AFFECTING WORK IN THAT AREA.
4. CONTRACTOR SHALL FIELD VERIFY EXISTING CONDITIONS AND SHALL NOTIFY THE ARCHITECT, PRIOR TO COMMENCING WORK, IN WRITING OF ANY DISCREPANCIES AND/OR DAMAGE OF EXISTING BASE BUILDING WORK WHICH MANY INTERFERE WITH THE PROPER EXECUTION OF NEW TENANT WORK.
5. CONTRACTOR SHALL VISIT THE SITE PRIOR TO PRICING. THE DRAWINGS DEPICT ONLY GENERALLY THE EXISTING CONDITION. THE CONTRACTOR SHALL BE RESPONSIBLE FOR EXACT QUANTITY TAKE-OFFS BASED ON FIELD OBSERVATIONS.
6. WHERE FIRE-RATED AND FULL HEIGHT PARTITIONS ARE PENETRATED BY STRUCTURAL MEMBERS, DUCTWORK, PIPING, AND CONDUIT, THE GYPSUM BOARD SHALL BE SCRIBED TO FIT TIGHT AGAINST THE PENETRATING ITEM AND SEALED WITH THE APPROPRIATE SEALANT (RED). COORDINATE WITH MECHANICAL AND ELECTRICAL WORK AND DETAILS.
7. ANY EXISTING PARTITIONS, COLUMNS OR CORE WALLS INDICATED TO REMAIN, WHICH ARE DAMAGED DURING THE CONSTRUCTION OF NEW TENANT WORK, SHALL BE PATCHED AND REPAIRED BY THE CONTRACTOR TO MATCH ORIGINAL CONDITIONS – INCLUDING REMOVED OUTLET LOCATIONS. THE G.C. SHALL BE RESPONSIBLE TO INSTALL ANY MISSING GWB ON PERIMETER ABOVE & BELOW WINDOWS AND ALL COLUMNS.
8. ALL EXPOSED STRUCTURAL STEEL AND FIREPROOFING SHALL REMAIN AS REQUIRED PER LOCAL CODE. PATCH FIRE PROOFING AS REQUIRED. PROVIDE ALLOWANCE.
9. THE G.C. SHALL VERIFY THE LOCATIONS OF ALL EXISTING FIRE ALARM CALL BOXES, PULL STATIONS, EXTINGUISHERS, FIRE HOSE VALVE CABINETS, STROBES, ETC. AND SHALL RELOCATE AS REQUIRED WHERE IN CONFLICT WITH PARTITIONS AND/OR WHERE DEMOLITION OCCURS AND TO ACCOMMODATE NEW LAYOUT. SEE ENGINEERING DOCUMENTS.
10. THE G.C. SHALL COORDINATE WITH THE DRYWALL SUB FOR PATCHING OF EXISTING PARTITIONS, SOFFITS, COLUMNS, CORE AND PERIMETER. REPLACE DRYWALL AS NEEDED WHERE OLD WALL COVERING EXISTS OR PATCHING IS REQUIRED, FINISH AS PER FINISH SCHEDULE.
11. THE G.C. SHALL COORDINATE WITH DOOR AND GWB SUBS FOR FIT OF NEW FRAMES AT PARTITIONS SO NO GAPS OCCUR. SEE DOOR SCHEDULE FOR FRAME SPECIFICATION FOLLOW ALL MANUFACTURER GUIDELINES FOR INSTALLATION AND TOLERANCE.

CEILING LEGEND:

▦	EXISTING CEILING TILE ALL CEILING UNLESS OTHERWISE NOTED OR SHOWN ON PLANS IS EXISTING TO REMAIN. THIS INCLUDES ALL DEVICES, LIGHTING, SWITCHING, ETC.
⊶	NEW SWITCH LOCATION
	EMERGENCY EXIT SIGNS TO REMAIN UNLESS OTHERWISE NOTED. RELOCATE AS REQUIRED, OTHERWISE MATCH EXISTING FOR ANY NEW LOCATIONS. PROVIDE NEW TO MATCH EXISTING

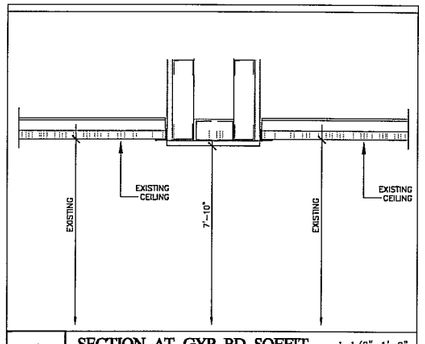

1 SECTION AT GYP BD SOFFIT AND ACT CEILING 1 1/2"=1'-0"

FINISH LEGEND:

EX	EXISTING FINISHES TO REMAIN	
FLOORING FINISHES		
C1	CARPET	USE EXISTING CARPET TILES FROM EXPANSION SUITE
WALL FINISHES		
P1	PAINT	MATCH EXISTING WALL COLOR IN EXPANSION SUITE
BASE FINISHES		
B2	VINYL BASE 1	PROVIDE VINYL BASE TO MATCH 4" VINYL BASE IN EXPANSION SUITE

FINISH NOTES:

1. WALL SURFACES BEING PREPARED FOR PAINT SHALL HAVE PAINT APPLIED IN ACCORDANCE WITH MANUFACTURER'S SPECIFICATIONS. PROVIDE A MINIMUM OF (2) FINISH COATS OVER PRIME AS REQUIRED.
2. PAINT ALL DRYWALL CEILINGS AND BOTTOMS OF SOFFITS WITH (2) COATS OF FLAT PAINT.
3. IF REQUIRED, CONTRACTOR TO PROVIDE ALL TEST DATA FOR MATERIALS SPECIFIED TO THE CITY BUILDING DEPARTMENT.
4. WHERE CARPETING OCCURS IN DOORWAYS; INSTALLER TO LOCATE SEAM UNDER THE CENTER OF THE DOOR (ALIGNMENT OF PATTERN IS CRITICAL).
5. PROVIDE RUBBER REDUCER STRIPS AT FLOOR MATERIAL JUNCTIONS, COLOR TO BE APPROVED BY THE ARCHITECT.
6. ANY CARPET INSTALLED PRIOR TO OTHER TRADES BEING COMPLETE SHALL PROVIDE ADEQUATE PROTECTION FOR INSTALLED GOODS. THE SUB SHALL HAVE THE EDGES TRIMMED AND SEALED ACCORDING TO THE MANUFACTURERS SPECIFICATIONS. ANY EDGES NOT SEALED THAT RAVEL WILL BE REPAIRED/REPLACED AT THE SUB-CONTRACTORS EXPENSE.
7. G.C. TO SUBMIT SAMPLES OF ALL FINISHES TO ARCHITECT FOR APPROVAL.

CITY OF PORTLAND, MAINE — RESURGAM

Reviewed for Code Compliance
Inspections Division
Approved with Conditions

Date: 07/24/15

GRETCHEN C. BOULOS
MAINE CERTIFIED
INTERIOR DESIGNER
NCIDQ #

PROJECT
1 PORTLAND SQ.
FLOOR 7
PORTLAND ME

OWNER
VERRILL
DANA LLP

TITLE
CONSTRUCTION PLAN
REFLECTED CEILING PLAN
FINISH PLAN

SCALE 1/4" = 1'-0"
DATE 05-10-2015

A-2