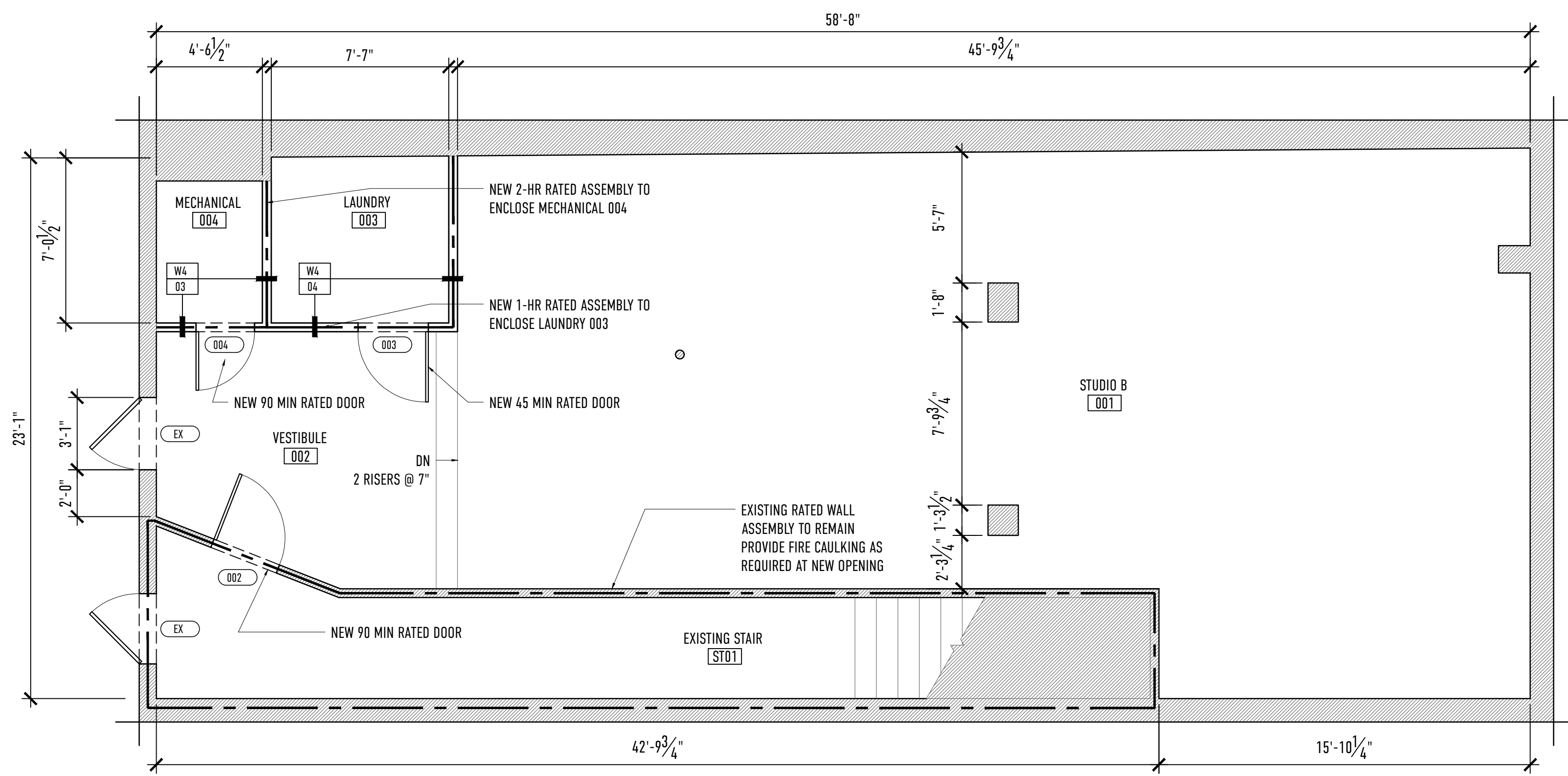
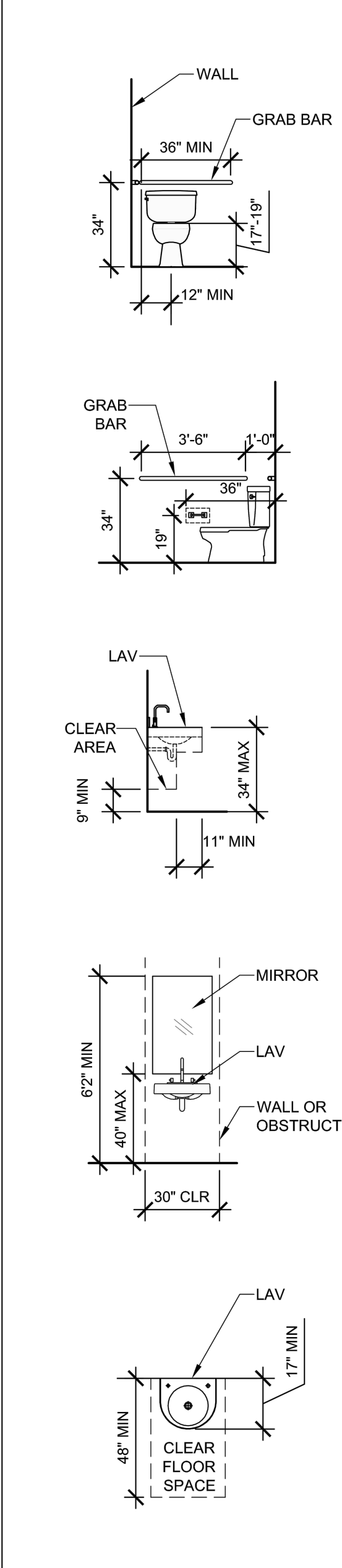


1 MAIN LEVEL - PROPOSED FLOOR PLAN
SCALE: 1/4" = 1'-0"



2 LOWER LEVEL - PROPOSED FLOOR PLAN
SCALE: 1/4" = 1'-0"

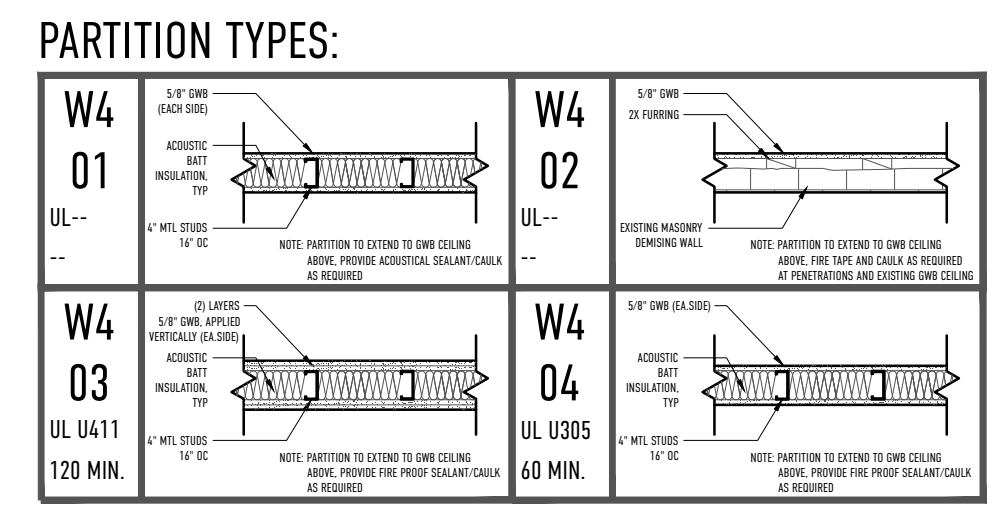
ADA PLUMBING FIXTURES



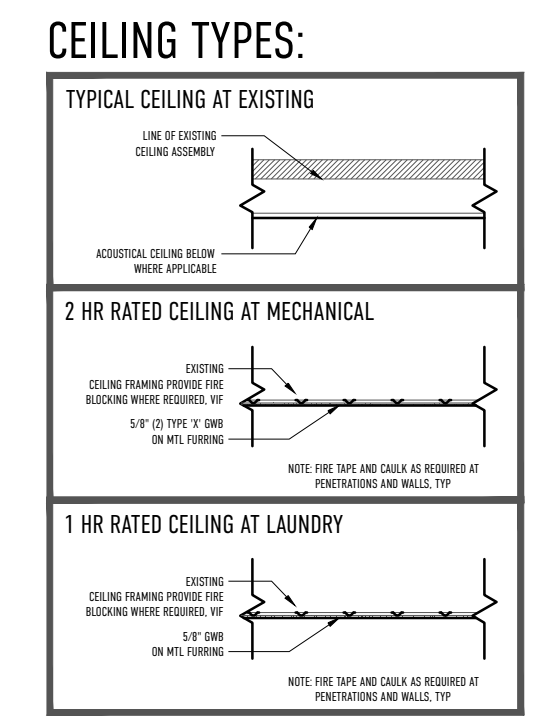
NOTES:
1. REFER TO PLANS & ELEVATIONS FOR ACTUAL LAYOUT OF TOILET ROOMS AND QUANTITIES OF TOILET FIXTURES & ACCESSORIES.
2. THIS DRAWING IS FOR PURPOSES OF LOCATION OF TYPICAL ITEMS IN ADA TOILET/SHOWER ROOMS. REFER TO OTHER DRAWINGS & SPECIFICATIONS FOR COMPLETE DESCRIPTION OF ITEMS REQUIRED. ALL REQUIRED ITEMS MAY NOT BE SHOWN.

EXISTING WALL: _____
NEW WALL: _____

- GENERAL NOTES:
- SUBCONTRACTOR TO REWORK EXISTING PLUMBING ROUGH-INS FOR PROPOSED PLUMBING LOCATIONS.
 - SUBCONTRACTOR TO REUSE EXISTING AIR HANDLER UNIT FOR APPLICABLE LOCATIONS. ALL REMAINING SPACE TO BE CONDITIONED WITH HEAT PUMP(S) - SUBCONTRACTOR TO COORDINATE W/G.C. FOR REQUIREMENTS.



- GENERAL PARTITION NOTES:
- PROVIDE WOOD BLOCKING BETWEEN ALL STUDS TO REINFORCE GWB WALLS AT THE FOLLOWING LOCATIONS:
A) BEHIND ALL DOORS RECEIVING WALL MOUNTED BUMPERS (DOORS INDICATED AS SWING AGAINST WALL).
B) AT ALL WALLS SCHEDULED TO RECEIVE WALL HUNG CABINETS, SHELVING, FIXTURES, ACCESSORY AND BASE CABINETS.
 - STUD SPACING SHOWN ON PARTITION TYPES IS MINIMUM STANDARD.
 - PROVIDE ACOUSTICAL SEALANT BENEATH ALL STUD RUNNERS AND AROUND ALL PENETRATIONS IN WALLS WITH SOUND BATS.
 - ALL BATHROOMS, JANITOR CLOSETS & KITCHENS TO HAVE 5/8" MOISTURE RESISTANT GWB/AND OR TILE BACKER BOARD.



- GENERAL CEILING ASSEMBLY NOTES:
- NO CHANGE IN OCCUPANCY IS PROPOSED
NO FIRE PROTECTION BETWEEN ADJACENT OCCUPANCIES (BUSINESS) IS REQUIRED PER NFPA TABLE 6.1.14.4.1

DOOR SCHEDULE

MARK	LOCATION	DESCRIPTION	MODEL	WIDTH	HEIGHT	THICK	DOOR MATERIAL	HARDWARE	RATING	NOTES
002	001	HM		3'-0"	7'-0"	1 3/4"	HM	CLOSER	90 MIN	
003	003	HM		3'-0"	6'-8"	1 3/8"	HM	CLOSER	45 MIN	
004	004	HM		2'-4"	6'-8"	1 3/8"	HM	CLOSER	90 MIN	PROVIDE KEYS DEADBOLT
101	101	MASONITE	MELROSE	2'-6"	6'-8"	1 3/8"	HDF	PASSAGE		
102B	102B	MASONITE	MELROSE	3'-0"	6'-8"	1 3/8"	HDF	PASSAGE		
102C		NOT USED								
103A	103A	MASONITE	MELROSE	2'-0"	6'-8"	1 3/8"	HDF	PASSAGE		
104		NOT USED								
EX	ST01	EXISTING TO REMAIN								
EX	002	EXISTING TO REMAIN								
EX	101	EXISTING TO REMAIN								
EX	102	EXISTING TO REMAIN								

- NOTES:
1. GENERAL CONTRACTOR SHALL CONFIRM ALL JAMB DEPTH DIMENSIONS PRIOR TO PLACING THE DOOR ORDER.
2. ALL GLASS TO BE TEMPERED AS REQUIRED BY CODE.
3. CONFIRM CLEAR OPENING DIMENSIONS AT ALL EXISTING EGRESS DOORS. VERIFY THEY MEET ANY ADA REQUIREMENTS.

REVISIONS:

22 FREE STREET
PROPOSED FLOOR PLANS

DRAWING TITLE:
A.101

DATE OF ISSUE:
JANUARY 09, 2018

ISSUED FOR:
PERMITTING

PROJECT NAME:
JIBE STUDIO
22 FREE STREET
PORTLAND, MAINE, 04101

SCALE:
1/4" = 1'-0"

**BARRETT
MADE**
HOMES - SPACES - DETAILS