












**LEGEND – ELECTRICAL CONNECTIONS**

-  DUPLEX RECEPT., 20-AMP, 120-VOLT, GROUND TYPE, HORIZONTAL MOUNT
-  SIMPLEX RECEPT., 20-AMP, 120-VOLT, GROUND TYPE, HORIZONTAL MOUNT
-  SPECIAL PURPOSE OUTLET, 120-VOLT, GROUND TYPE, HORIZONTAL MOUNT
-  SPECIAL PURPOSE OUTLET, 208/240-VOLT AS INDICATED, GROUND TYPE, HORIZONTAL MOUNT
-  JUNCTION BOX
-  ELECTRICAL CONDUIT, STUB AS INDICATED FOR DIRECT CONNECTION
-  FLOOR/CEILING RECEPTACLE AS INDICATED
-  IG ISOLATED GROUND – FOR POS SYSTEM
-  WP WATERPROOF COVER AT RECEPTACLE
-  FIELD WIRING, EXPOSED RIGID WATERTIGHT CONDUIT
-  - - - FIELD WIRING, CONCEALED IN WALL, FLOOR, OR CEILING

**ELECTRICAL CONNECTION SCHEDULE**

- E-1 9.9 FL AMPS, 1/3-HP, 115-V, 1-PH SERVICE, DUPLEX ELECTRIC OUTLET AT 24"-AFF FOR SERVICE TO ITEM 1, REFRIGERATOR, MERCHANDISER.
- E-2 4 FL AMPS, 120-V, 1-PH SERVICE, DUPLEX ELECTRIC OUTLET AT 4'-2"-AFF FOR SERVICE TO ITEM 2, CASH REGISTER TERMINAL.
- E-3 4.7 FL AMPS, 1/6-HP, 115-V, 1-PH SERVICE, DUPLEX ELECTRIC OUTLET AT 24"-AFF FOR SERVICE TO ITEM 3, BACK BAR COOLER.
- E-6 15 FL AMPS, 115-V, 1-PH SERVICE, STUB OUT WALL AT 12"-AFF AND CONNECT AT ITEM 6, UNDERBAR, BLENDER STATION.
- E-7 8.8 FL AMPS, 1/3-HP, 115-V, 1-PH SERVICE, DUPLEX ELECTRIC OUTLET AT 24"-AFF FOR SERVICE TO ITEM 7, BOTTLE COOLER.
- E-14 13 FL AMPS, 3/4-HP, 115-V, 1-PH SERVICE, STUB OUT WALL AT 6'-6"-AFF AND CONNECT AT ITEM 14, ICE MACHINE.
- E-18 15 FL AMPS, 1.8-KW, 120-V, 1-PH SERVICE, SPECIAL PURPOSE ELECTRIC OUTLET AT 4'-2"-AFF AND CONNECT AT ITEM 18, STEAMER, FOOD WARMER.
- E-19 23 FL AMPS, 208-V, 1-PH SERVICE, SPECIAL PURPOSE ELECTRIC OUTLET AT 24"-AFF FOR SERVICE TO ITEM 19, HOT FOOD TABLE.
- E-20 7.8 FL AMPS, 1/3-HP, 115-V, 1-PH SERVICE, DUPLEX ELECTRIC OUTLET AT 24"-AFF FOR SERVICE TO ITEM 20, REFRIGERATED SANDWICH UNIT.
- E-21 11.5 FL AMPS, 2.4-KW, 208-V, 1-PH SERVICE, STUB OUT WALL AT 4'-2"-AFF AND CONNECT AT ITEM 21, CHEESEMELTER.
- E-24 2.5 FL AMPS, 0.3-KW, 120-V, 1-PH SERVICE, STUB FROM CEILING AND CONNECT AT ITEM 24, EXHAUST HOOD; HOOD LIGHTS THRU SWITCH.
- E-35 4 FL AMPS, 120-V, 1-PH SERVICE, STUB FROM CEILING AND CONNECT AT ITEM 35, REFRIGERATED STORAGE UNIT.

Foodservice Consultant:  
**TJM Consulting, Inc.**  
 273 Main Street, Suite 5  
 Yarmouth, Maine 04096  
 (207) 215-4736 tom@tjmconsulting.net

Owner:  
**Sol Food Group, LLC.**  
 P.O. Box 169  
 Portland, Maine 04112

Project:  
**El Rayo's Restaurant**  
 26 Free Street  
 Portland, Maine 04101

Drawing: **Foodservice Equipment  
 Electrical Rough-In Plan**  
 Scale: 1/4"=1'-0"  
 Date: December 14, 2015

Revisions:

SHEET:  
**FS-2**