DOOR & FRAME SCHEDULE							
	DOOR				FRAME		
	SIZE						
NO.	WIDTH	HT.	MTL	TYPE	MTL.	RATING	COMMENTS
00	3' - 0"	7' - 0"	WOOD	F	WOOD	N/A	EXISTING MAIN ENTRANCE DOOR - ADD PANIC HARDWARE
06	3' - 0"	7' - 0"	WOOD		WOOD	N/A	DUAL ACTION KITCHEN DOOR
08	3' - 0"	7' - 0"	WOOD	F	WOOD	N/A	
10	3' - 0"	7' - 0"	WOOD	F	WOOD	N/A	
11	3' - 0"	7' - 0"	WOOD	F	WOOD	N/A	
13	3' - 0"	7' - 0"	WOOD	F	WOOD	1 HR	WITH PANIC HARDWARE

ROOM AREA SUMMARY BY LEVEL		
ROOM NO.	ROOM NAME	AREA
0 BASEMENT PLAN		
01	CIRCULATION	730 SF
02	LOUNGE AREA 1	189 SF
03	BAR SEATING AREA	402 SF
04	LOUNGE AREA 2	409 SF
06	KITCHEN	506 SF
07	WALK-IN COOLER	81 SF
08	OFFICE	71 SF
09	Bar Work Area	659 SF
10	Men's	81 SF
11	WOMEN'S	81 SF
12	LAVATORY	62 SF
13	EGRESS VESTIBULE	46 SF
		3316 SF
Grand total		3316 SF

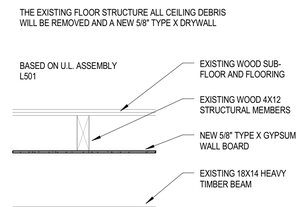

5 FLOOR / CEILING ASSEMBLY
1/2" = 1'-0"

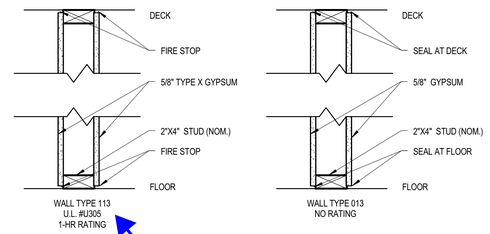

4 Partition Types
1 1/2" = 1'-0"

trh C5S
Fire rated partition detail provided on drawing.

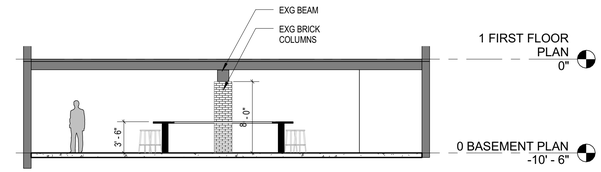

3 Section-2
1/8" = 1'-0"

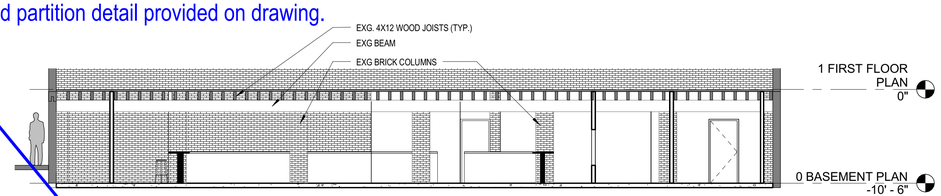

2 Section-1
1/8" = 1'-0"

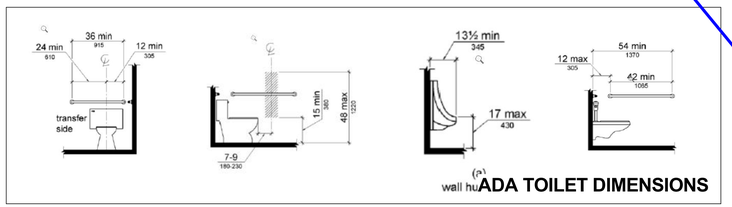

Provide wall/ceiling detail showing continuity of separation at head of wall.

Does this exit out to the first floor? It is unclear where the stairway exit is?

trh C5S
Stair exits to Free Street.

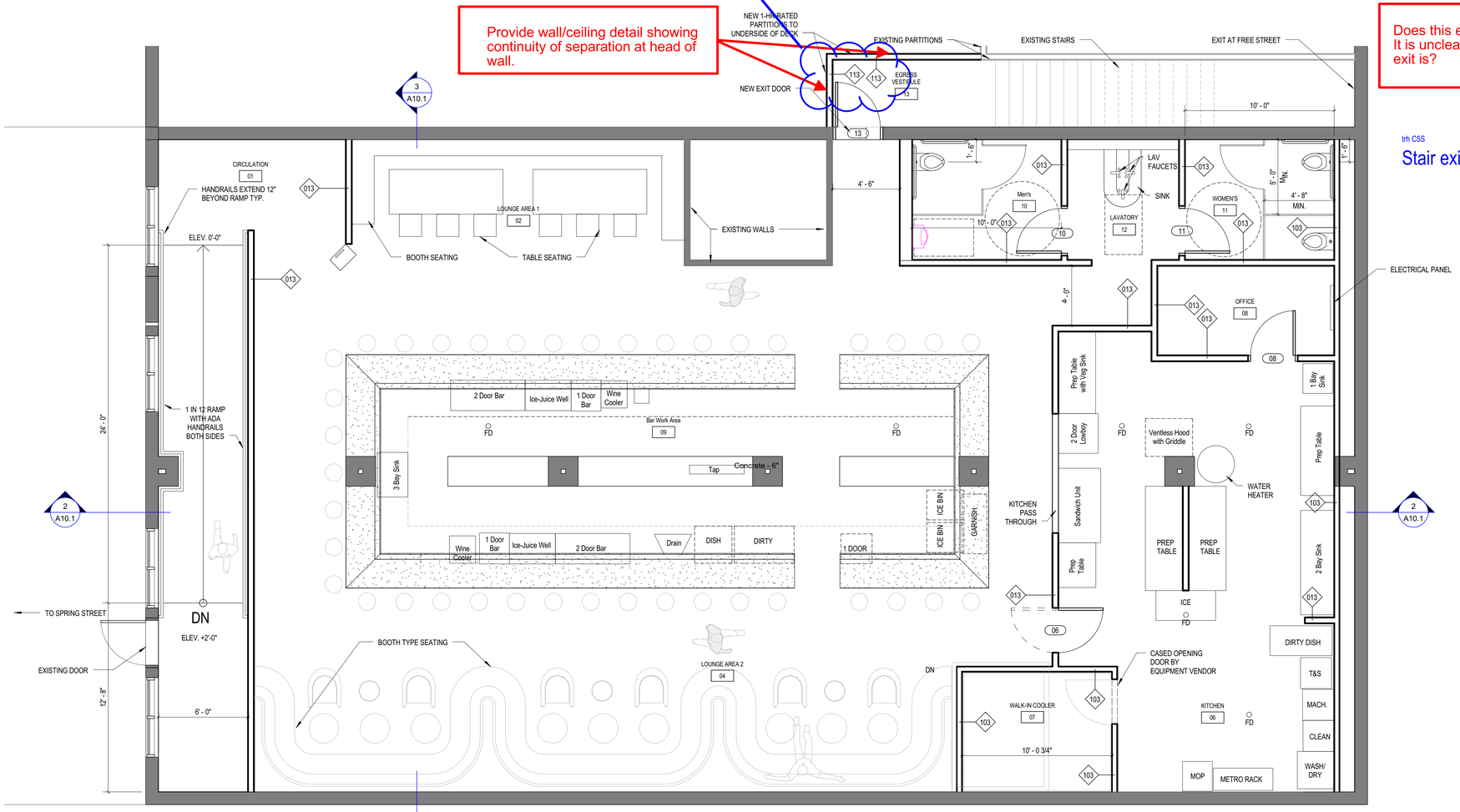

1 0 BASEMENT PLAN
1/4" = 1'-0"

CANAL 5 STUDIO
Architecture / Planning / Interior Design
207 553 2115
One Canal Plaza, Suite 888
Portland, Maine 04101
canal5studio.com

Project Title
4 FREE STREET
4 FREE STREET, PORTLAND, ME 04101

C5S Project No. 15011

THIS DRAWING IS THE PROPERTY OF CANAL 5 STUDIO AND IS NOT TO BE COPIED OR REPRODUCED IN PART OR WHOLE. 2014 © CANAL 5 STUDIO

Mark	Date	Description

Project Status
ISSUED FOR PERMIT
June 18, 2015

Drawing Title
FLOOR PLAN & PERMIT DRAWINGS

Scale: As indicated

Drawing Number
A10.1