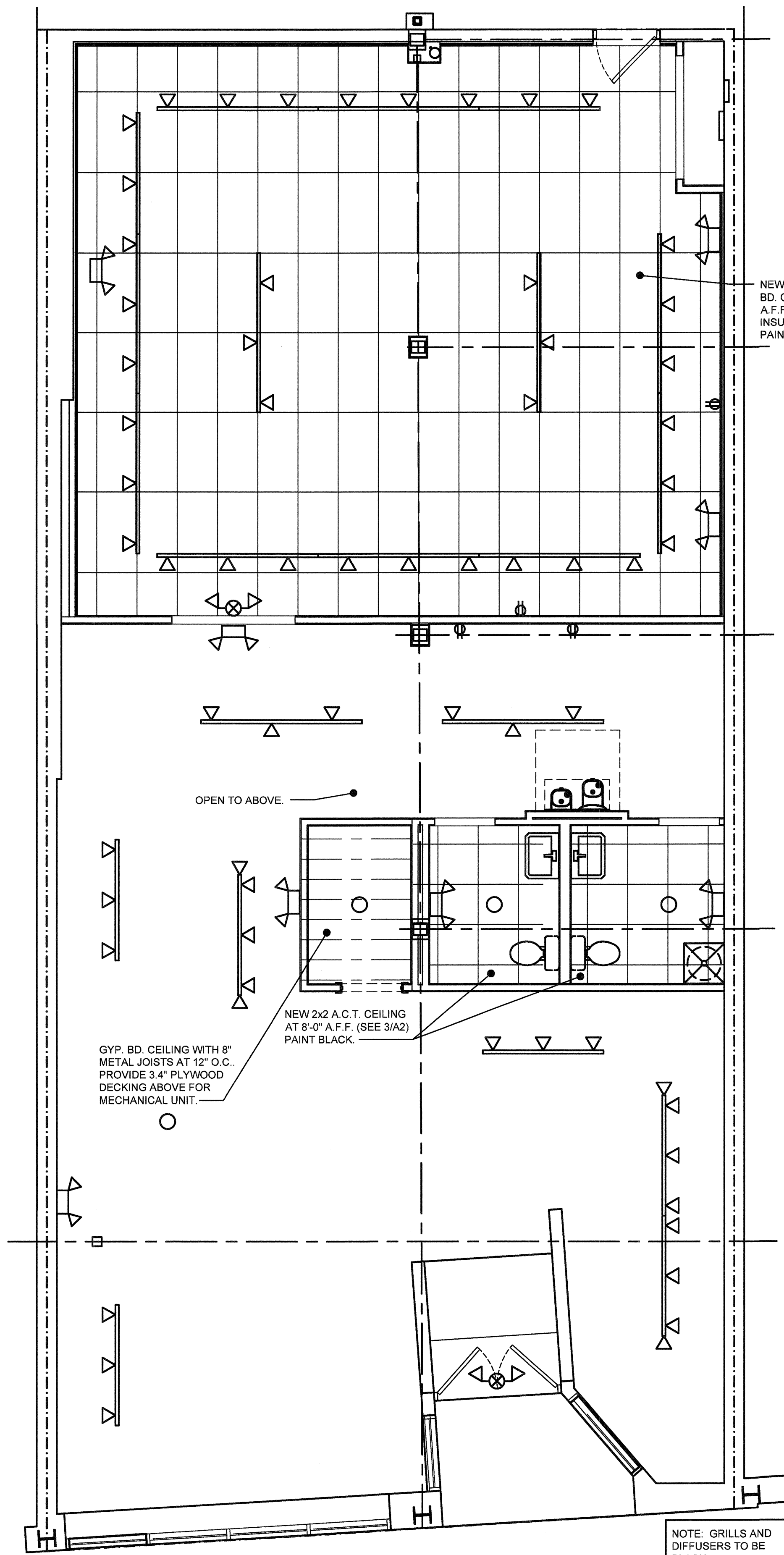


1 LIFE SAFETY PLAN
A2 SCALE: 1/4" = 1'-0"



2 REFLECTED CEILING PLAN
A2 SCALE: 1/4" = 1'-0"



GENERAL NOTES:
A. REFER TO ELECTRICAL DRAWINGS FOR ADDITIONAL INFORMATION FOR LIGHTING.
B. G.C. TO PROVIDE FIRE EXTINGUISHERS PER NFPA 10.

LEGEND	
●	EXIT (START POINT)
▽	EXIT (END POINT)
---	TRAVEL PATH & DISTANCE
□	1' X 4' FLUORESCENT FIXTURE
— — —	TRACK LIGHTING
○	DECORATIVE LIGHT FIXTURE
⬆	EMERGENCY SAFETY LIGHT WALL MOUNTED
⬇	EXIT LIGHT

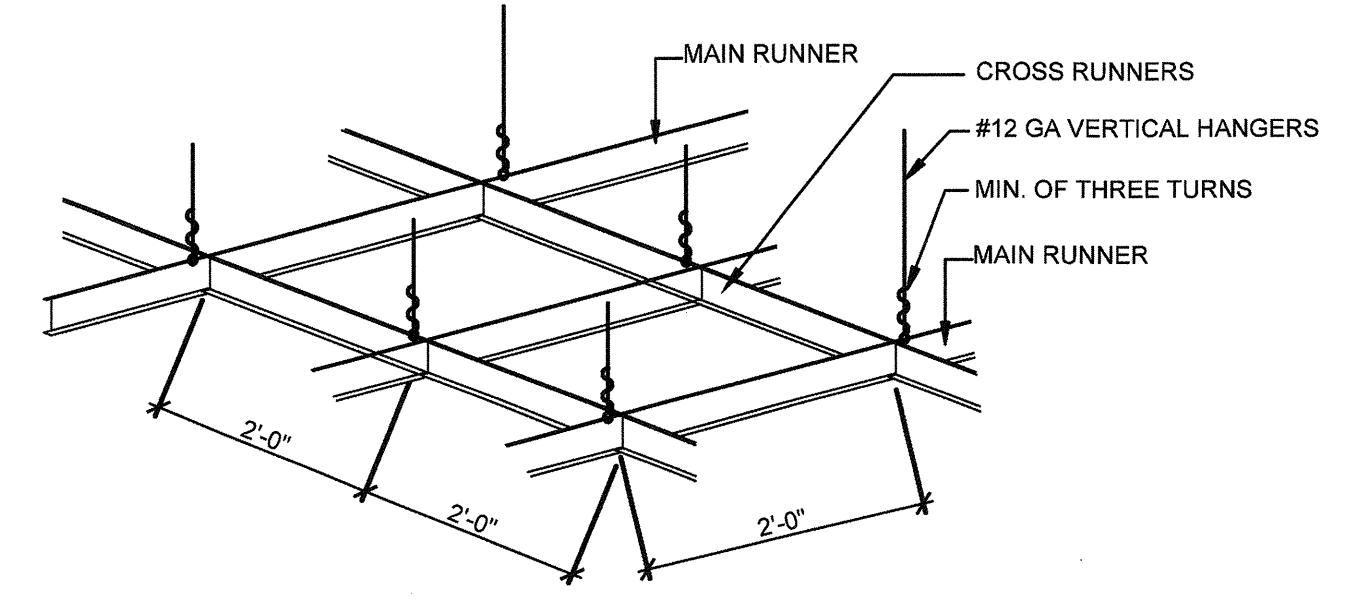
NEW 5/8" TYPE "X" GYP. BD. CEILING AT 10'-0" A.F.F. AND WITH R30 INSULATION ABOVE. PAINT BLACK.

GYP. BD. CEILING WITH 8" METAL JOISTS AT 12" O.C. PROVIDE 3/4" PLYWOOD DECKING ABOVE FOR MECHANICAL UNIT.

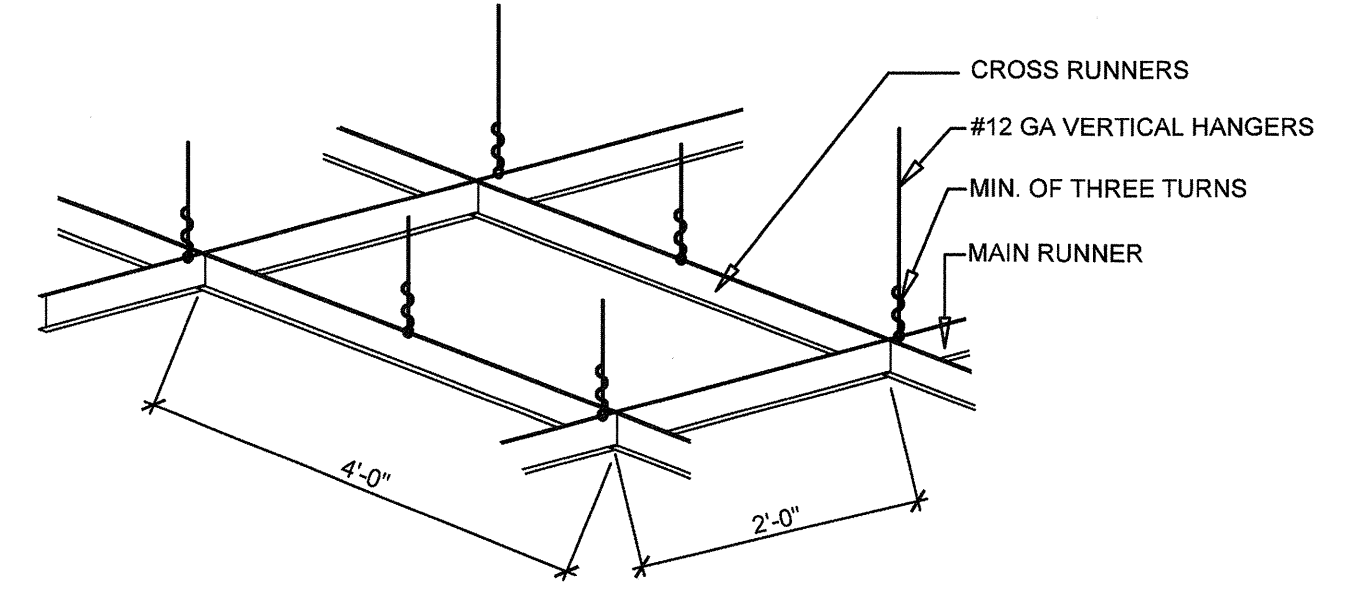
NEW 2x2 A.C.T. CEILING AT 8'-0" A.F.F. (SEE 3/A2) PAINT BLACK.

OPEN TO ABOVE.

GENERAL NOTES:
1. METAL SUSPENSION SYSTEM FOR ACOUSTICAL TILE AND LAY-IN PANEL CEILINGS SHALL CONFORM TO THE REQUIREMENTS OF ASTM C835-87 FOR INTERMEDIATE DUTY SYSTEMS.
2. INSTALLATION OF METAL CEILING SUSPENSION SYSTEM FOR ACOUSTICAL TILE AND LAY-IN PANELS SHALL CONFORM TO THE REQUIREMENT OF ASTM C636-86.
3. MAIN RUNNERS @ 4'-0" O.C. CROSS RUNNERS @ 2'-0" O.C.
4. VERTICAL HANGERS TO BE MAX. 8" FROM WALLS.
5. DO NOT ATTACH TO THE ROOFING DECK



GENERAL NOTES:
1. METAL SUSPENSION SYSTEM FOR ACOUSTICAL TILE AND LAY-IN PANEL CEILINGS SHALL CONFORM TO THE REQUIREMENTS OF ASTM C835-87 FOR INTERMEDIATE DUTY SYSTEMS.
2. INSTALLATION OF METAL CEILING SUSPENSION SYSTEM FOR ACOUSTICAL TILE AND LAY-IN PANELS SHALL CONFORM TO THE REQUIREMENT OF ASTM C636-86.
3. MAIN RUNNERS @ 4'-0" O.C. CROSS RUNNERS @ 2'-0" O.C.
4. VERTICAL HANGERS TO BE MAX. 8" FROM WALLS.



3 TYP. DETAIL @ SUSPENDED CEILING
A2 SCALE: 3/4" = 1'-0"

CASCO
10877 WATSON ROAD
ST. LOUIS, MO 63127
PROJECT MANAGERS

ISSUED DATES	
△	OWNER 11-23-16
△	BID/PERMIT 11-28-16
REVISIONS	

pure barre
PURE BARRE
492 CONGRESS STREET
PORTLAND, ME 04101

Professional of Record
BROMEIER, MARK S.
EXPIRATION DATE 12/31/17
LICENSE #ARC3914

DRAWN BY
BKN
CHECKED BY
CMS
PROJECT NUMBER
316157
SHEET NAME
LIFE SAFETY PLAN AND CEILING PLAN
SHEET NUMBER

A2